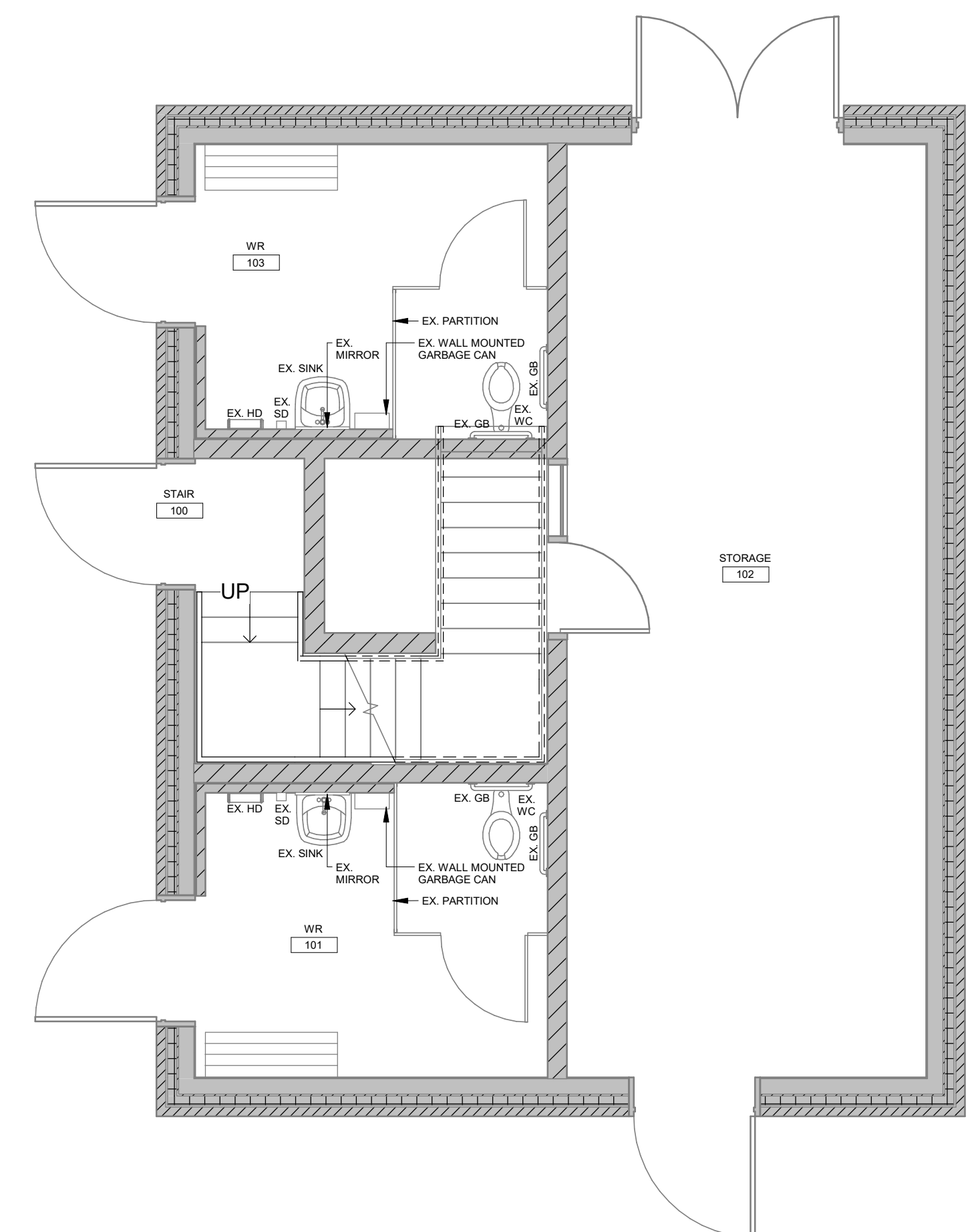
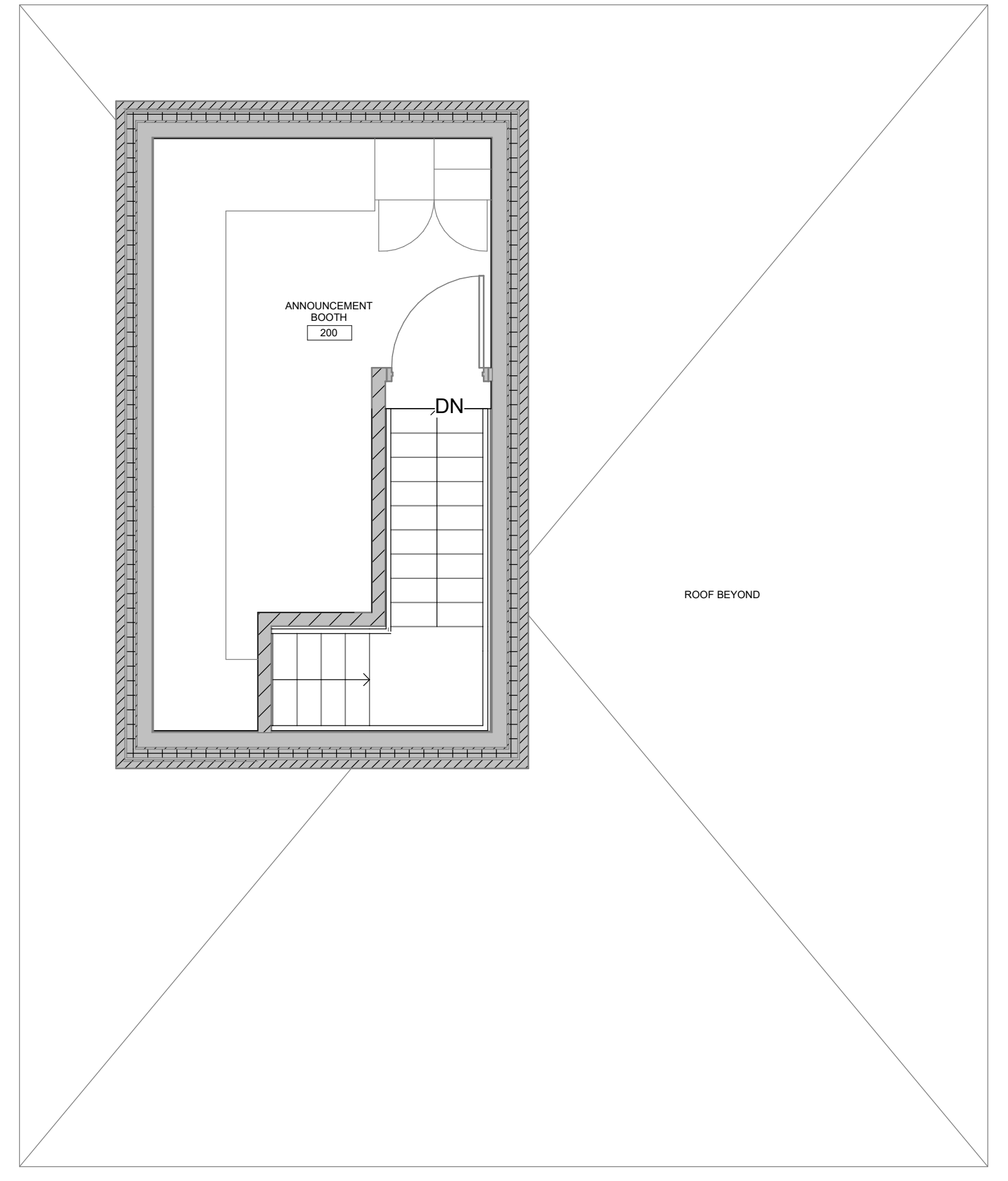


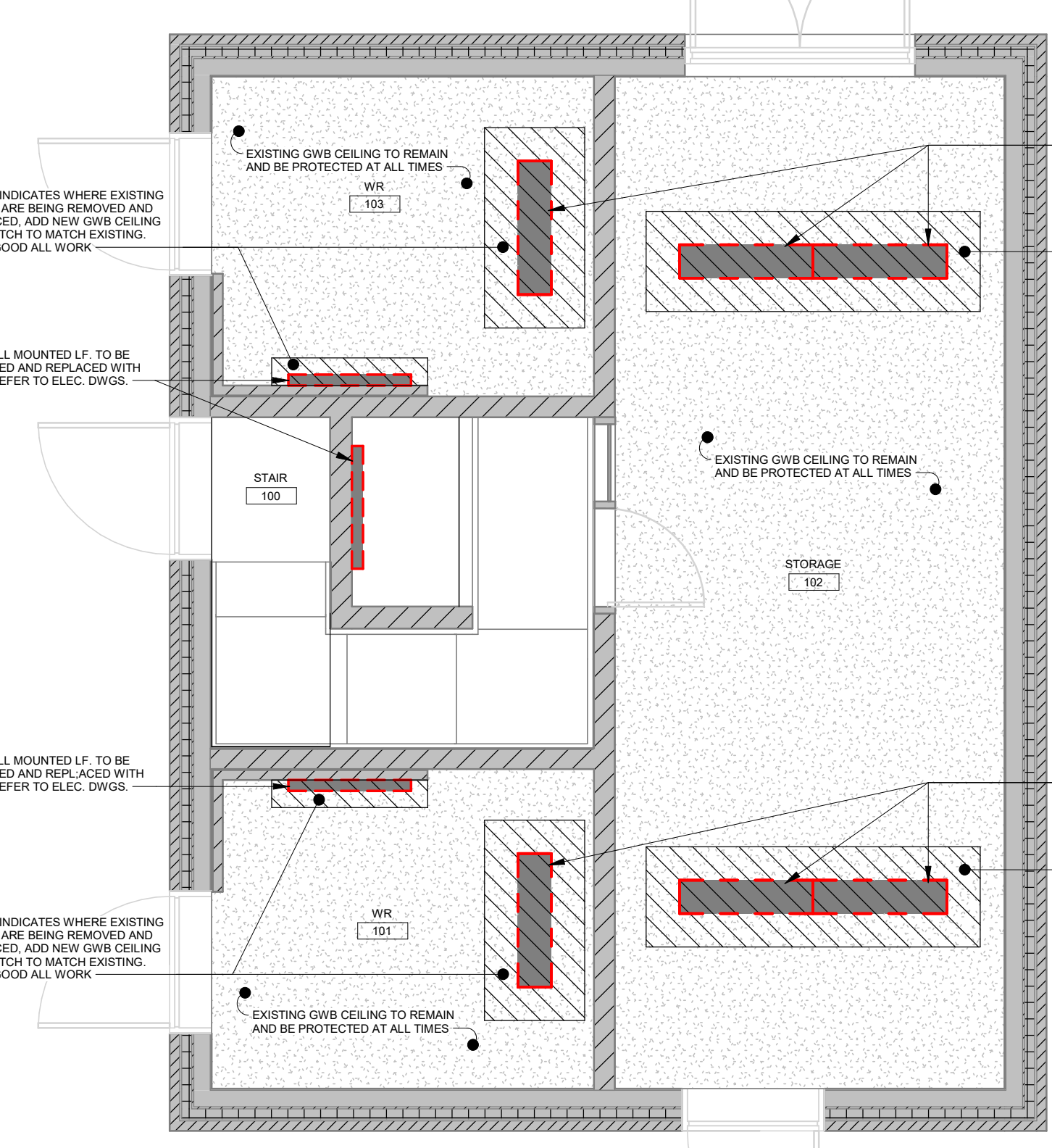
1 Site Plan
A101 1 : 500



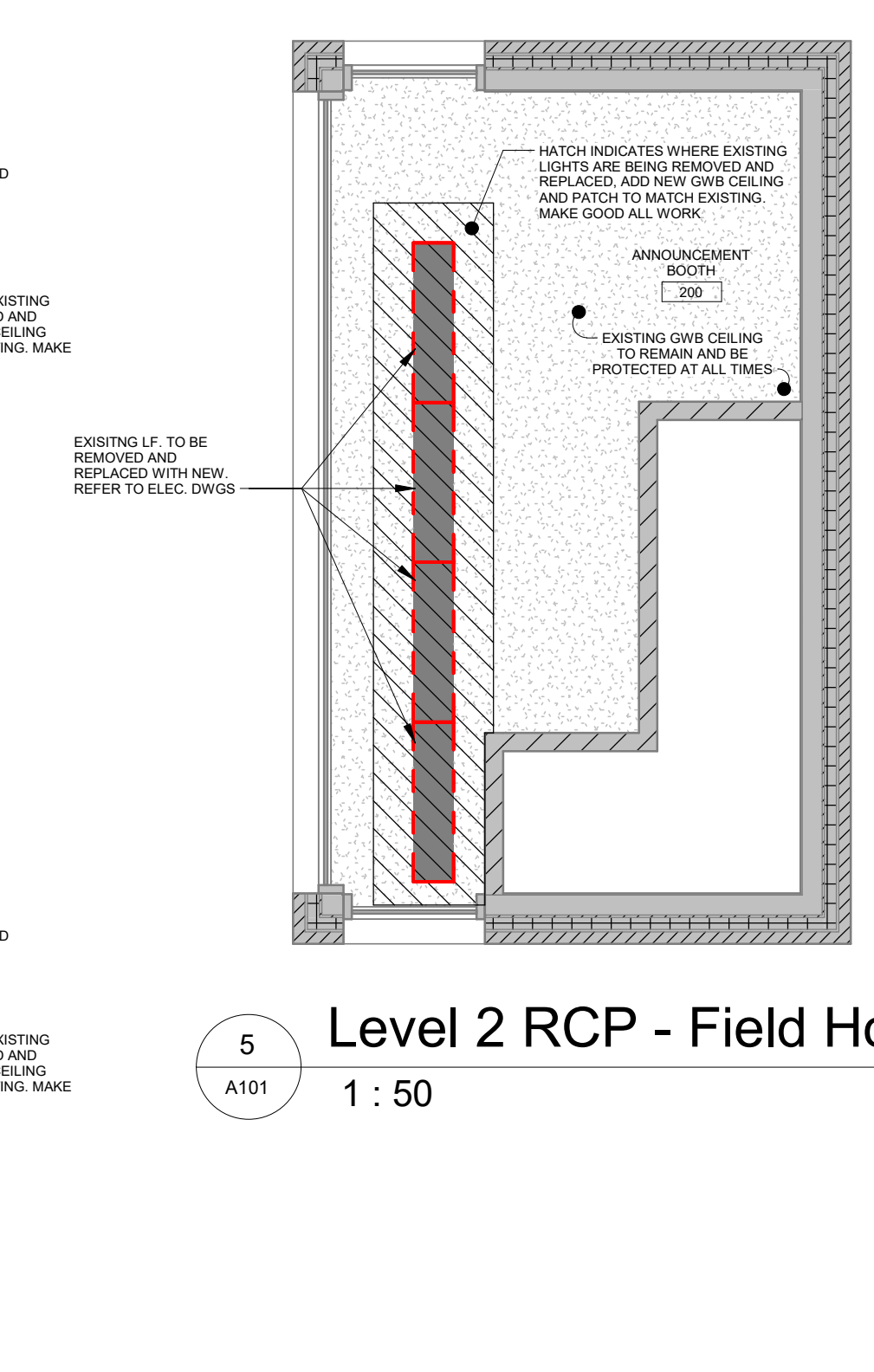
2 Level 1 - Field House
A101 1 : 50



3 Level 2 - Field House
A101 1 : 50



4 Level 1 RCP - Field House
A101 1 : 50



5 Level 2 RCP - Field House
A101 1 : 50

CONTRACTOR SHALL CAREFULLY REMOVE ALL EXISTING LIGHT FIXTURES, WALL MOUNTED PARTITIONS AND ALL OTHER MECHANICALLY FASTENED MATERIALS, FURNITURE, APPLIANCES AND EQUIPMENT NOTED TO BE REMOVED AND/OR DEMOLISHED TO PRESERVE EXISTING CEILING GRID, WALLS, FINISHES AND MATERIALS USED FOR MOUNTING.

- REFLECTED CEILING PLAN NOTES:**
- COORDINATE FULLY WITH MECHANICAL & ELECTRICAL DRAWINGS & SPECIFICATIONS TO ENSURE PROPER PLACEMENT OF ALL LIGHTS, GRILLES, EXHAUST FANS, OFFUSERS ETC. RELATING TO THE REFLECTED CEILING PLAN LAYOUT
 - ENJOINCE ALL EXPOSED STEEL STRUCTURE SUPPORTING FLOOR LOADS WITH (2) LAYERS OF 3/8" REINFORCED CONCRETE SLAB BEARING ON BEARING WALLS ASSEMBLY TO PROVIDE A 1 HOUR FIRE RESISTANCE RATING. ALL DETAILS MUST COMPLY.
 - REFER TO ELECTRICAL DRAWINGS FOR LOCATIONS OF FIXTURES. FLUSH WITH GYPSUM WALL BOARD CEILING AND REQUIRE CAREFUL FINISHING.

- REFLECTED CEILING PLAN LEGEND:**
- SUPPLY AIR DIFFUSER AS PER MECH. DWG.
 - RETURN AIR DIFFUSER AS PER MECH. DWG.
 - EXHAUST GRILLE AS PER MECH. DWG.
 - SURFACE MOUNTED LUMINAIRE AS PER ELEC. DWG.
 - RECESSED LUMINAIRE AS PER ELEC. DWG.
 - RECESSED LIGHT FIXTURE AS PER ELEC. DWG.
 - WALL MOUNTED LIGHT FIXTURE AS PER ELEC. DWG.
 - 610 x 1200 LAY-IN CEILING TILE

No.	Revision	Date
2	Issued for Advertisement #1	2026_04_16
1	Issued Permit & Tender	2025_03_30

Orientation Seal

PROJECT NORTH

All dimensions to be checked and verified on the job by the Contractor. Any discrepancies are to be reported to the Consultant prior to action. Only the latest approved drawings to be used for construction in conformance with all applicable codes, by-laws and regulations. All drawings remain the property of the Consultant.

© Copyright Reserved.
These drawings and all that is represented herein are the exclusive property of Salter Pilon Architecture Inc. They may not be used or reproduced without written permission from Salter Pilon Architecture Inc.



151 Ferris Lane, Suite 400 Barrie, Ontario L4M 6C1
salterpilon.com t: 705.737.3530

Project Information

ST. DAVID CSS RENOVATIONS

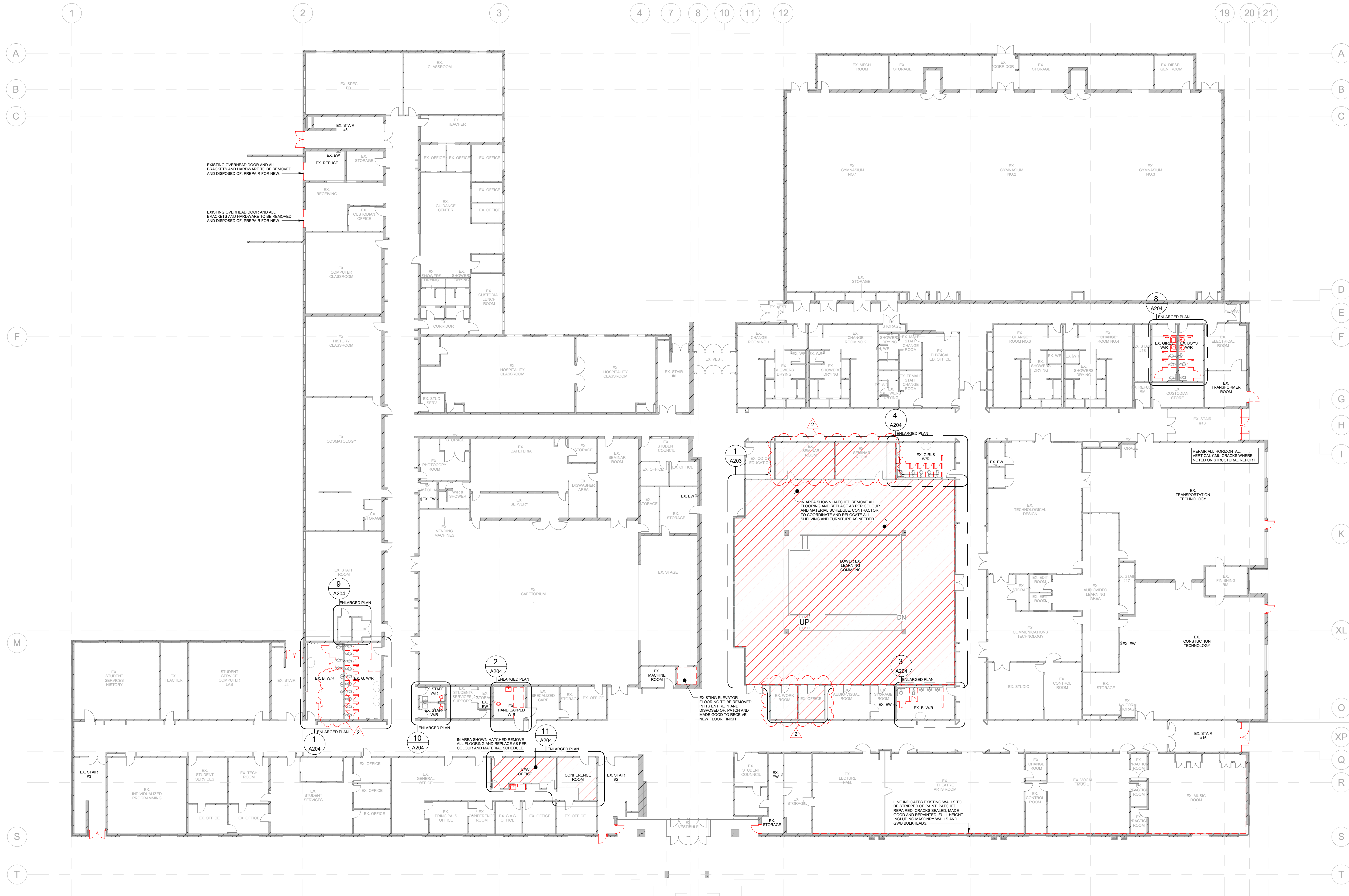
4 High St, Waterloo, ON, N2L 3X5

For Waterloo Catholic District School Board

Drawing Title **Site Plan & Field House Plans**

Date	2026_04_16	Project No	25029	Drawing No	A101
Drawn by	KM	Scale	As indicated		

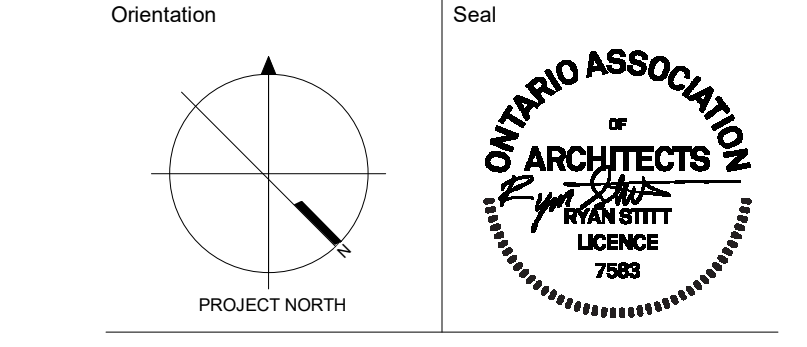
C:\Users\MJC\OneDrive\Documents\2025_VCD5B_St David CSS Renovs_R24_Central_Innocentium.CEV.rvt
2026-04-16 11:26 AM



- REMOVALS NOTES:**
- ALL EXISTING ITEMS INDICATED ON DRAWINGS ARE APPROXIMATE ONLY AND ARE INDICATED AS ACCURATELY AS POSSIBLE FROM INFORMATION PROVIDED AND OBSERVATIONS ON SITE. CONTRACTOR SHALL BE RESPONSIBLE FOR DETERMINING EXACT LOCATIONS OF ALL ITEMS PRIOR TO COMMENCEMENT OF DEMOLITION AND CONSTRUCTION ACTIVITIES.
 - THE CONTRACTOR SHALL, TOGETHER WITH ANY OF THE SUBCONTRACTORS INVOLVED IN THE WORK OF THIS CONTRACT, EXAMINE ALL SERVICES OR CONDITIONS RELATING TO THE WORK, IN CONNECTION WITH THE WORK, PRIOR TO COMMENCEMENT OF WORK. THE CONTRACTOR SHALL BE RESPONSIBLE FOR DETERMINING EXACT LOCATIONS OF ALL ITEMS PRIOR TO COMMENCEMENT OF DEMOLITION AND CONSTRUCTION ACTIVITIES.
 - CUTTING AND PATCHING: INSPECT EXISTING CONDITIONS INCLUDING ELEMENTS SUBJECT TO DAMAGE OR MOVEMENT DURING CUTTING AND PATCHING. AFTER UNCOVERING, INSPECT ALL CONDITIONS AFFECTING PERFORMANCE OF WORK. BEGINNING OF WORK MEANS ACCEPTANCE OF CONDITIONS. ALL CUTTING AND PATCHING WORK SHALL BE DONE UNDER THE SUPERVISION OF THE CONTRACTOR.
 - REFER TO MECHANICAL AND ELECTRICAL DRAWINGS AND SPECIFICATIONS FOR ALL EXISTING MECHANICAL AND ELECTRICAL SERVICE DISCONNECTIONS, DEMOLITION AND ALTERATIONS.
 - ALL EXISTING MOVEABLE FURNITURE, FLAQUES, PHOTOS TO BE REMOVED BY OWNER PRIOR TO CONSTRUCTION.
 - ALL EXISTING LOOSE FURNITURE, AREA RUGS, WALL HANGINGS, APPLIANCES ETC. IN ALL AREAS AFFECTED BY THIS DEMOLITION TO BE REMOVED BY OWNER, TYPICAL THROUGHOUT.
 - REFER TO MECHANICAL & ELECTRICAL DRAWINGS AND SPECIFICATIONS FOR ALL EXISTING MECHANICAL & ELECTRICAL SERVICE DISCONNECTIONS, DEMOLITIONS & ALTERATIONS ETC.
 - PRIOR TO COMMENCING ANY DEMOLITION WORK ALL EXISTING SERVICES ARE TO BE LOCATED & MARKED. PROTECT ANY ALL EQUIPMENT AND SERVICES BY OTHERS, WHERE THESE DRAWINGS REFER TO MECHANICAL AND ELECTRICAL DRAWINGS, THIS WORK IS BY OTHERS.
 - INDICATES EXISTING DOORS & FRAMES TO BE REMOVED. REPAIR & MAKE GOOD EXISTING JAMBS TO REMAIN. SEE PLANS FOR LOCATIONS. PATCH, REPAIR, REPLACE AND MAKE GOOD SURROUNDING FINISHES AND MATERIALS AROUND AND AFFECTED BY THE REMOVED AND REPLACED DOORS, FRAMES AND HARDWARE.
 - PORTIONS OF EXISTING WALL SYSTEMS TO BE REMOVED TO EXTENT INDICATED. REMOVE FULL HEIGHT (OR AS NOTICED) & PROVIDE STRUCTURAL SUPPORT AS REQUIRED. REPAIR REMAINING ADJACENT ELEMENTS TO MATCH EXISTING. MAKE GOOD ALL WORK.
 - INDICATES EXISTING WINDOW & FRAME TO BE REMOVED. REPAIR & MAKE GOOD EXISTING JAMBS TO REMAIN. SEE PLANS FOR LOCATIONS.
 - AREA OF EXISTING CONCRETE FLOOR SLAB & STRUCTURE TO BE CUT AND REMOVED AS REQUIRED TO REPAIR PLUMBING. COORDINATE FULLY WITH ARCHITECTURAL & MECHANICAL DRAWINGS. MAKE GOOD ALL WORK.
 - CONTRACTOR SHALL CAREFULLY REMOVE ALL EXISTING LIGHT FIXTURES, REFRIGERATION PARTITIONS AND ALL MECHANICALLY FASTENED MATERIALS, EXCEPT FURNITURE AND EQUIPMENT ATTACHED TO WALLS. REMOVE TO PRESERVE EXISTING CEILING GRIDS, WALLS FINISHES AND MATERIALS USED FOR SOUNDING.
 - CONTRACTOR TO DETERMINE, COORDINATE AND WORK IN SECTIONS FOR EXTERIOR DOORS, FRAMES, ROOFING, SKYLIGHT AND ANY OTHER EXTERIOR WORK. CONTRACTOR IS RESPONSIBLE TO MANAGE AND PREVENT ANY WATER INGRESS AND/OR DAMAGE TO ANY EXISTING OR NEW MATERIALS AND COMPONENTS, AS WELL AS ANY EXPOSED AREAS DUE TO WEATHER. ENSURE THAT SUFFICIENT PROTECTION IS PROVIDED DURING WORKING HOURS. CONTRACTOR TO PROVIDE, REMOVE, RELOCATE AND MAINTAIN WEATHER PROTECTION WHEN AND AS REQUIRED FOR DURATION OF THE WORK. THE CONTRACTOR IS ENTIRELY RESPONSIBLE FOR ALL WEATHER PROTECTION MEASURES.
 - PAINTING: REMOVE EXISTING PAINT FROM MASONRY WALLS. PATCH, REPAIR, CLEAN, MAKE GOOD AND READY ALL WALLS RECEIVING NEW FINISH.
 - CEILING: ALL LIGHT FIXTURES, MECHANICAL ELECTRICAL EQUIPMENT AND DEVICES THAT ARE LOCATED IN CEILING SCHEDULED FOR DEMOLITION ARE TO BE TERMINATED, REMOVED OR RELOCATED PER THE APPROPRIATE MECHANICAL OR ELECTRICAL DESIGN BY OTHERS. REFER TO A200 FOR RCP DEMOLITION PLAN.
 - FOUNDATIONS: DO NOT UNDERMINE EXISTING CONCRETE SLAB ON GRADE OR EXISTING FOUNDATIONS. REINSTATE & MAKE GOOD EXISTING BASES UNDER EDGE OF EXISTING SLAB. PROVIDE NEW BASES AS REQUIRED. COMPACT BASES TO MIN. 8% SPWDD.
 - FLOORING: MAINTAIN AND PROTECT EXISTING FLOOR (THAT IS NOT SCHEDULED TO BE DEMOLISHED) FROM DAMAGE. REFER TO DESIGNATED SUBSTANCES REPORT PRIOR TO ANY REMOVAL.

Level 1 Floor Plan - Demo
1 : 200

No.	Revision	Date
1	Issued Permit & Tender	2025_03_30
2	Issued Addendum #1	2025_04_16



All dimensions to be checked and verified on the job by the Contractor. Any discrepancies are to be reported to the Consultant prior to action. Only the latest approved drawings to be used for construction in compliance with all applicable codes, by-laws and regulations. All drawings remain the property of the Consultant.

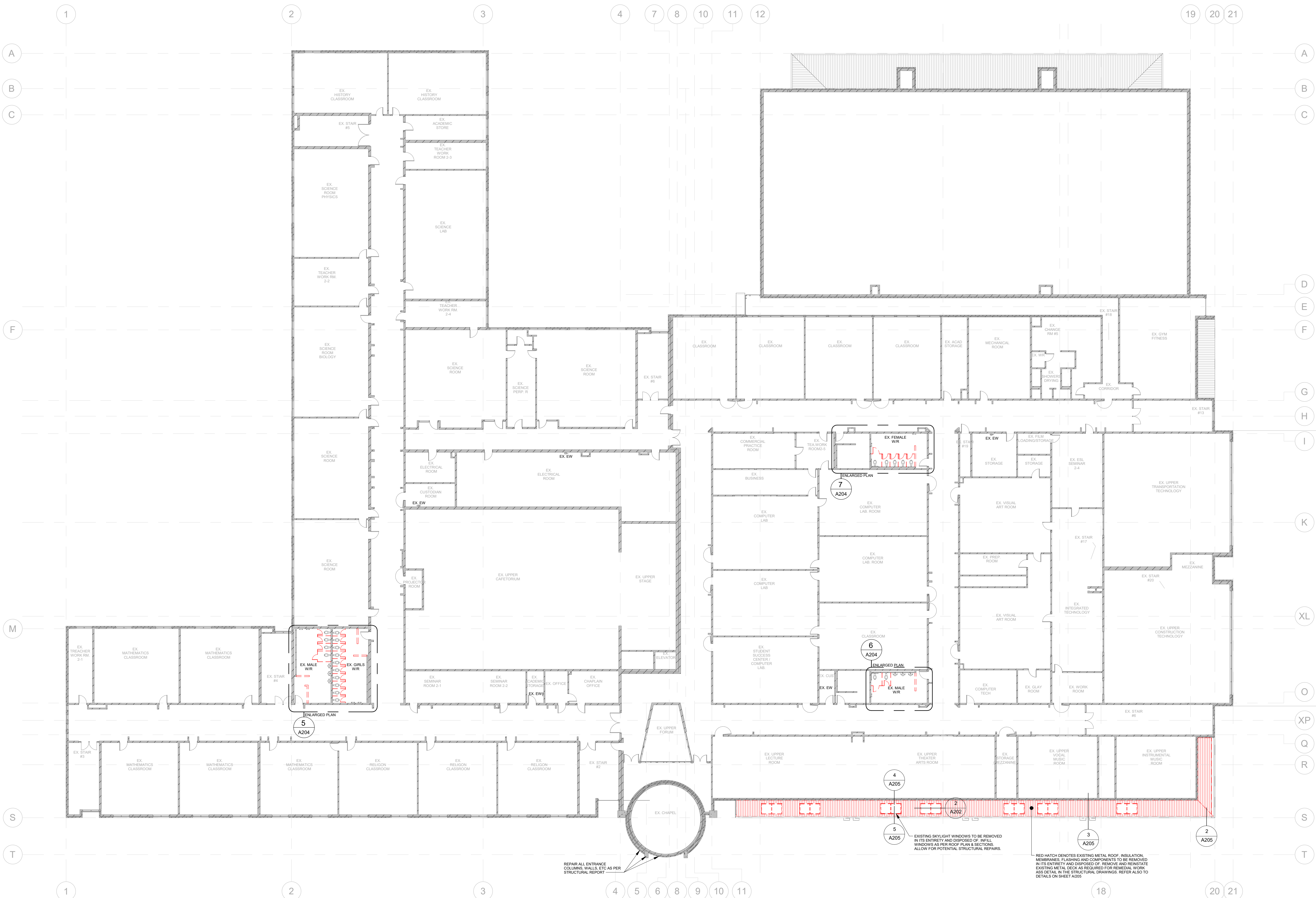
© Copyright Reserved.
These drawings and all that is represented herein are the exclusive property of Salter Pilon Architecture Inc.
They may not be used or reproduced without written permission from Salter Pilon Architecture Inc.



151 Ferris Lane, Suite 400 Barrie, Ontario L4M 6C1
salterpilon.com t: 705.737.3530

Project Information
ST. DAVID CSS RENOVATIONS
4 High St, Waterloo, ON, N2L 3X5
For Waterloo Catholic District School Board
Drawing Title **Floor Plan - Level 1 Demo**
Date 2025_04_16 Project No Drawing No
Drawn by KM 25029 A201
Scale As indicated

C:\Users\MAC\Documents\2025\2025_VCD5B - St David CSS Renovs_B24_Central_kmccallum\CEV1.rvt
2025-04-16 16:14:28 AM



REMOVALS NOTES:

- ALL EXISTING CEILING, WALL, FLOOR & BASE FINISHES ARE IDENTIFIED AND ARE INCLUDED IN THIS LEGEND AS ACCURATELY AS POSSIBLE FROM INFORMATION PROVIDED AND OBSERVATIONS ON SITE. CONTRACTOR SHALL BE RESPONSIBLE FOR DETERMINING EXACT LOCATIONS OF ALL ITEMS PRIOR TO COMMENCEMENT OF DEMOLITION AND CONSTRUCTION ACTIVITIES.
- THE CONTRACTOR SHALL, TOGETHER WITH ANY OF THE SUBCONTRACTORS INVOLVED IN THE WORK OF THIS CONTRACT, EXAMINE ALL SURFACES OF CONDITIONS RELATING TO THE WORK IN ORDER TO DETERMINE THE ACCEPTABILITY OF SUCH SURFACES OR CONDITIONS FOR THE WORK TO COMMENCE. REPORT IN WRITING TO THE CONSULTANT THE RESULTS OF SUCH EXAMINATION OR TESTS THAT WOULD ADVERSELY AFFECT THE WORK. COMMENCEMENT OF THE WORK SHALL IMPLY ACCEPTANCE OF ALL SURFACE AND CONDITIONS.
- CUTTING AND PATCHING, INSPECT EXISTING CONDITIONS INCLUDING ELEMENTS SUBJECT TO DAMAGE OR MOVEMENT DURING CUTTING AND PATCHING. AFTER UNCOVERING, INSPECT ALL CONDITIONS AFFECTING PERFORMANCE OF WORK. BEGINNING OF WORK MEANS ACCEPTANCE OF CONDITIONS. ALL CUTTING AND PATCHING WORK SHALL BE DONE UNDER THE SUPERVISION OF THE CONTRACTOR.
- REFER TO MECHANICAL AND ELECTRICAL DRAWINGS AND SPECIFICATIONS FOR ALL EXISTING MECHANICAL AND ELECTRICAL SERVICE DISCONNECTIONS, DEMOLITION AND ALTERATIONS.
- ALL EXISTING MOVEABLE FURNITURE, FLAQUES, PHOTOS TO BE REMOVED BY OWNER PRIOR TO CONSTRUCTION.
- ALL EXISTING LOOSE FURNITURE, AREA RUGS, WALL HANGINGS, APPLIANCES ETC. IN ALL AREAS AFFECTED BY THIS DEMOLITION TO BE REMOVED BY OWNER, TYPICAL THROUGHOUT.
- REFER TO MECHANICAL & ELECTRICAL DRAWINGS AND SPECIFICATIONS FOR ALL EXISTING MECHANICAL & ELECTRICAL SERVICE DISCONNECTIONS, DEMOLITIONS & ALTERATIONS ETC.
- PRIOR TO COMMENCING ANY DEMOLITION WORK ALL EXISTING SERVICES ARE TO BE LOCATED & MARKED. PROTECT ANY ALL SERVICES NOT AFFECTED BY NEW WORK FOR ENTIRE LENGTH OF CONTRACT.
- NOTE: THE DEMOLITION CONTRACTOR'S ENGINEER SHALL REVIEW AND ADVISE ON ANY REQUIRED BRACING, SHORING, NEEDLING ETC. AS SPECIFIED.
- NOTE: ALSO REFER TO SPECIFICATIONS - DIVISION 02 - DEMOLITION AND REMOVALS - SECTION 02 40 00.
- ALL EXISTING MECHANICAL & ELECTRICAL UNDER-GROUND & ABOVE CEILING SERVICES LINES INDICATED ON DRAWINGS ARE APPROXIMATE ONLY AND ARE INDICATED AS ACCURATELY AS POSSIBLE FROM INFORMATION SUPPLIED. CONTRACTOR SHALL BE RESPONSIBLE FOR DETERMINING EXACT TYPES, LOCATIONS, DEPTHS, AND MARKING ALL SERVICES WITH ALL AREAS OF REMOVAL INCLUDING BUT NOT LIMITED TO GAS LINES, WATER LINES, ELECTRICAL LINES, TELEPHONE, CABLE, TV AND WIRE. REFER TO EXISTING RECORD DRAWINGS WITH THE APPROPRIATE AUTHORITIES BEFORE EXCAVATING.
- CONTRACTORS ARE ONLY PERMITTED TO USE THE ENTRANCES (AS INDICATED) ON THE DEMOLITION PLANS.
- CONTRACTORS ARE NOT ALLOWED ACCESS TO ANY OTHER AREAS OF THE EXISTING BUILDING EXCEPT TO PERFORM ANY & ALL WORK AS PART OF THIS CONTRACT.
- CONTRACTORS ARE NOT TO USE THE EXISTING BUILDING WORKROOM FACILITIES.
- NOTE: REFER TO THE LIMITED DESIGNATED SUBSTANCES SURVEY (LDBS) FOR ALL RECOMMENDATIONS ON REMOVAL & DISPOSAL OF ALL POSSIBLE HAZARDOUS MATERIALS TO BE FOUND ON SITE.
- NOTE: NO DOORS TO BE REMOVED UNTIL NEW DOORS ARRIVE. DOORS WHICH ARE BEING REMOVED AND HAVE CARD READERS CAREFULLY REMOVE OR REINSTALLATION IN NEW FRAME AND CONNECTED TO NEW HARDWARE.
- CONTRACTOR TO DETERMINE, COORDINATE AND WORK IN SECTIONS FOR EXTERIOR DOORS, FRAMES, ROOFING AND SKYLIGHT WORK TO MINIMIZE RISK OF WATER DAMAGE DUE TO WEATHER. CONTRACTOR TO PROVIDE AND MAINTAIN WEATHER PROTECTION FOR EXPOSED MATERIALS AND BUILDING INTERIOR AS REQUIRED FOR DURATION OF THE WORK.
- CONTRACTOR TO DETERMINE, COORDINATE AND WORK IN SECTIONS FOR EXTERIOR DOORS, FRAMES, ROOFING, SKYLIGHT AND ANY OTHER EXTERIOR WORK. CONTRACTOR IS RESPONSIBLE TO MANAGE AND PREVENT ANY WATER INGRESS AND/OR DAMAGE TO ANY EXISTING OR NEW MATERIALS AND COMPONENTS, AS WELL AS ANY EXPOSED AREAS DUE TO WEATHER. ENSURE THAT SUFFICIENT PROTECTION IS PROVIDED DURING NON-WORKING HOURS. CONTRACTOR TO PROVIDE, REMOVE, RELOCATE AND MAINTAIN WEATHER PROTECTION WHEN AND AS REQUIRED FOR DURATION OF THE WORK. THE CONTRACTOR IS ENTIRELY RESPONSIBLE FOR ALL WEATHER PROTECTION MEASURES.

DEMOLITION ABBREVIATIONS:

- ACT - ACQUSTIC TILE
- CPT - CARPET
- CONC - CONCRETE
- ES - EXPOSED STRUCTURE
- CT - CERAMIC TILE
- EX - EXISTING
- OWB - OYSTRUM WALL BOARD
- RB - RUBBER BASE
- RSF - RUBBER SHEET FLOORING
- SFR - SAFETY FLOORING
- TR - TERRAZO
- WD - WOOD
- WCT - WVG COMPOSITION TILE

ITEMIZED LIST OF EXISTING EQUIPMENT AND BUILDING PORTIONS TO BE REMOVED:

NOTE: THIS LIST IS PRESENTED AS A PARTIAL LIST OF EXISTING ITEMS AND IS REPRESENTATIVE ONLY OF THE NATURE AND TYPE OF ITEMS TO BE REMOVED. ADDITIONAL REMOVALS CALLED FOR, OR IMPLIED AS A RESULT OF NEW CONSTRUCTION WORK AS DETAILED, ARE TO BE CARRIED OUT AS REQUIRED. CONTRACTOR IS RESPONSIBLE FOR COMPLETE INSPECTION OF ALL EXISTING CONDITIONS TO DETERMINE THE EXTENT OF DEMOLITION AND REMOVAL NECESSARY TO COMPLETE ALL WORK TO THE INTENT OF THE DRAWINGS AND SPECIFICATIONS. REFER TO MECHANICAL & ELECTRICAL DRAWINGS AND SPECIFICATIONS FOR INFORMATION PERTAINING TO DEMOLITION AND REMOVAL OF ALL MECHANICAL AND ELECTRICAL EQUIPMENT AND SERVICES BY OTHERS, WHERE THESE DRAWINGS REFER TO MECHANICAL AND ELECTRICAL DRAWINGS, THIS WORK IS BY OTHERS.

INDICATES EXISTING DOORS & FRAMES TO BE REMOVED. REPAIR & MAKE GOOD EXISTING JAMBS TO REMAIN. SEE PLANS FOR LOCATIONS. PATCH, REPAIR, REPLACE AND MAKE GOOD SURROUNDING FINISHES AND MATERIALS AROUND AND AFFECTED BY THE REMOVED AND REPLACED DOORS, FRAMES AND HARDWARE.

PORTIONS OF EXISTING WALL SYSTEMS TO BE REMOVED TO EXTENT INDICATED. REMOVE FULL HEIGHT (OR AS INDICATED) & PROVIDE STRUCTURAL SUPPORT AS REQUIRED. REPAIR REMAINING ADJACENT ELEMENTS TO MATCH EXISTING. MAKE GOOD ALL WORK.

INDICATES EXISTING WINDOW & FRAME TO BE REMOVED. REPAIR & MAKE GOOD EXISTING JAMBS TO REMAIN. SEE PLANS FOR LOCATIONS.

AREA OF EXISTING CONCRETE FLOOR SLAB & STRUCTURE TO BE CUT AND REMOVED AS REQUIRED. REPAIR REMAINING WITH STRUCTURAL & MECHANICAL DRAWINGS. MAKE GOOD ALL WORK.

CONTRACTOR SHALL CAREFULLY REMOVE ALL EXISTING LIGHT FIXTURES, HANGING PARAFIXES, FURNITURE AND EQUIPMENT NOTED TO BE REMOVED. UNDESIRABLE TO REMOVE ALL NEW EXISTING PLUMBING, COORDINATE FULLY WITH MECHANICAL & ELECTRICAL DRAWINGS.

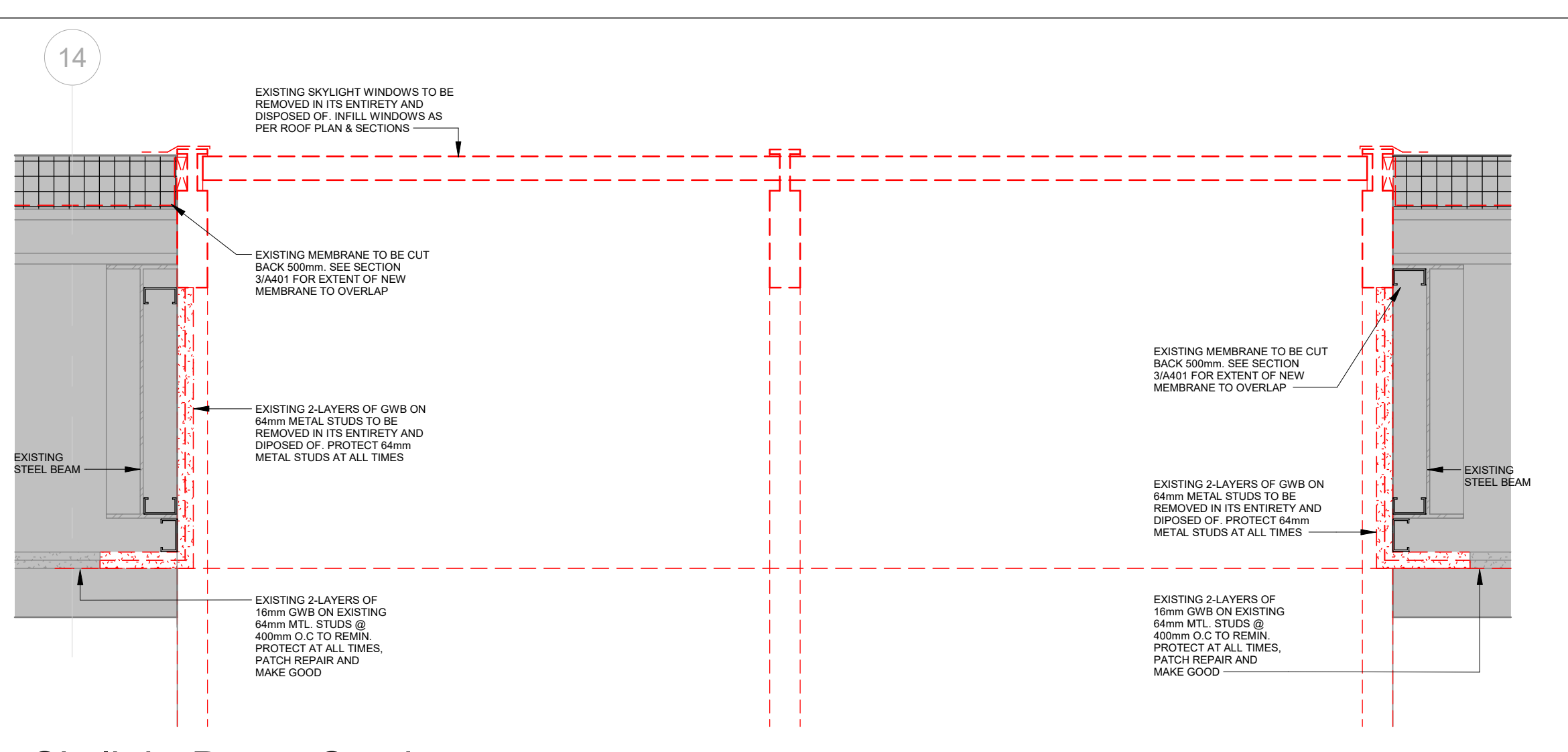
PAINTING: REMOVE EXISTING PAINT FROM MASONRY WALLS. PATCH, REPAIR, CLEAN, MAKE GOOD AND READY ALL WALLS RECEIVING NEW FINISH.

CEILING: ALL LIGHT FIXTURES, MECHANICAL & ELECTRICAL EQUIPMENT AND DEVICES THAT ARE LOCATED IN CEILING SCHEDULED FOR DEMOLITION ARE TO BE TERMINATED, REMOVED OR RELOCATED PER THE APPROPRIATE MECHANICAL OR ELECTRICAL DESIGN BY OTHERS. REFER TO A200 FOR RCP DEMOLITION PLAN.

FOUNDATIONS: DO NOT UNDERMINE EXISTING CONCRETE SLAB ON GRADE OR EXISTING FOUNDATIONS. RESTATE & MAKE GOOD EXISTING BASES UNDER EDGE OF EXISTING SLAB. PROVIDE NEW BASES AS REQUIRED. COMPACT BASES TO MIN. 8% SP/100.

FLOORING: MAINTAIN AND PROTECT EXISTING FLOOR (THAT IS NOT SCHEDULED TO BE DEMOLISHED) FROM DAMAGE. REFER TO DESIGNATED SUBSTANCES REPORT PRIOR TO ANY REMOVAL.

Level 2 Floor Plan - Demo
1 : 200



Skylight Demo Section
1 : 10

No.	Revision	Date
1	Issued Permits & Tender	2025_03_30
2	Issued for Addendum #1	2025_04_16

Orientation Seal

All dimensions to be checked and verified on the job by the Contractor. Any discrepancies are to be reported to the Consultant prior to action. Only the latest approved drawings to be used for construction in compliance with all applicable codes, by-laws and regulations. All drawings remain the property of the Consultant.

© Copyright Reserved.
These drawings and all that is represented herein are the exclusive property of Salter Pilon Architecture Inc.
They may not be used or reproduced without written permission from Salter Pilon Architecture Inc.

salterpilon
architecture

151 Ferris Lane, Suite 400 Barrie, Ontario L4M 6C1
salterpilon.com t: 705.737.3530

Project Information
ST. DAVID CSS RENOVATIONS
4 High St, Waterloo, ON, N2L 3X5
For Waterloo Catholic District School Board

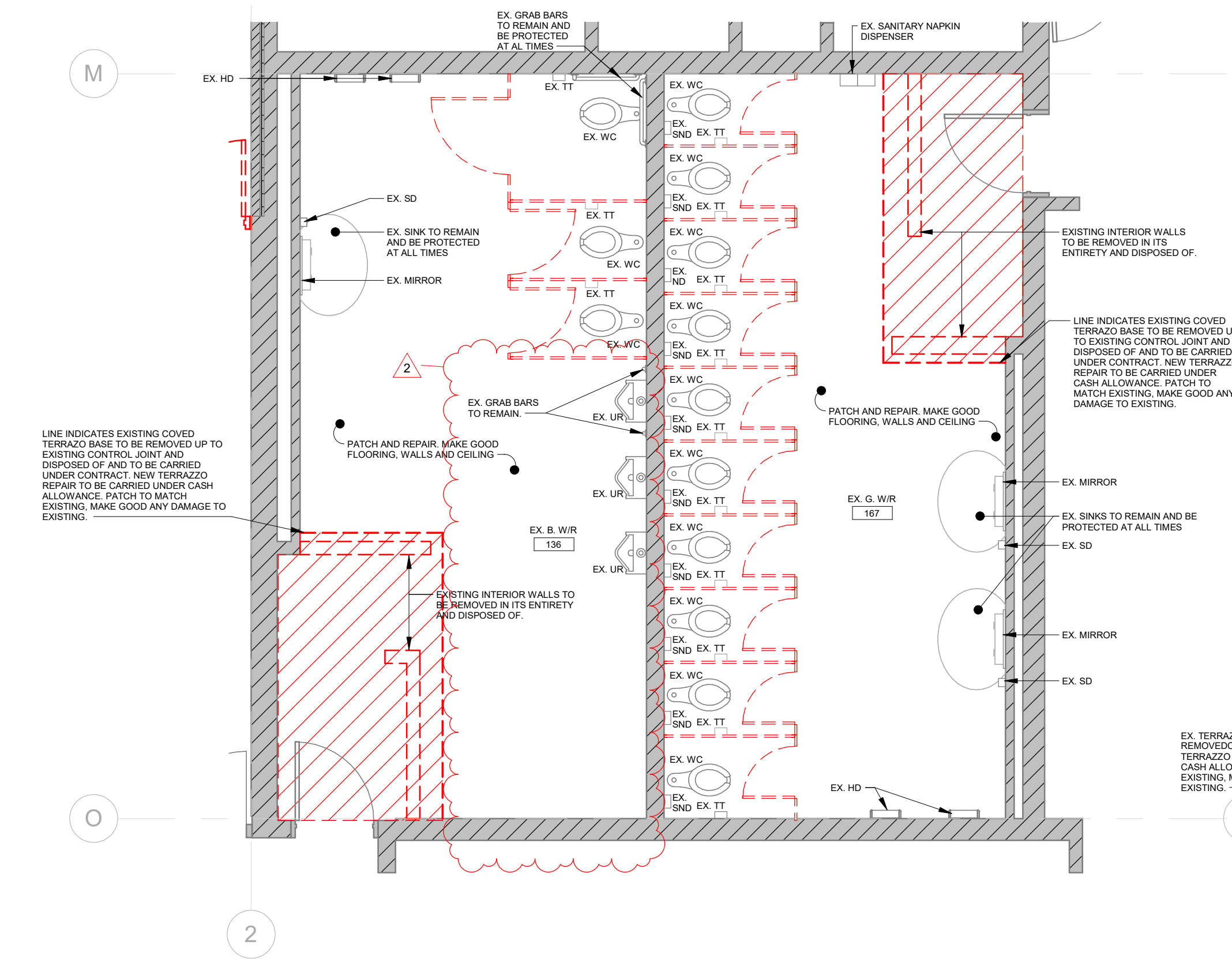
Drawing Title
Flow Plan - Level 2 Demo

Date: 2026_04_16 Project No: Drawing No:
Drawn by: KM 25029 A202
Scale: As indicated

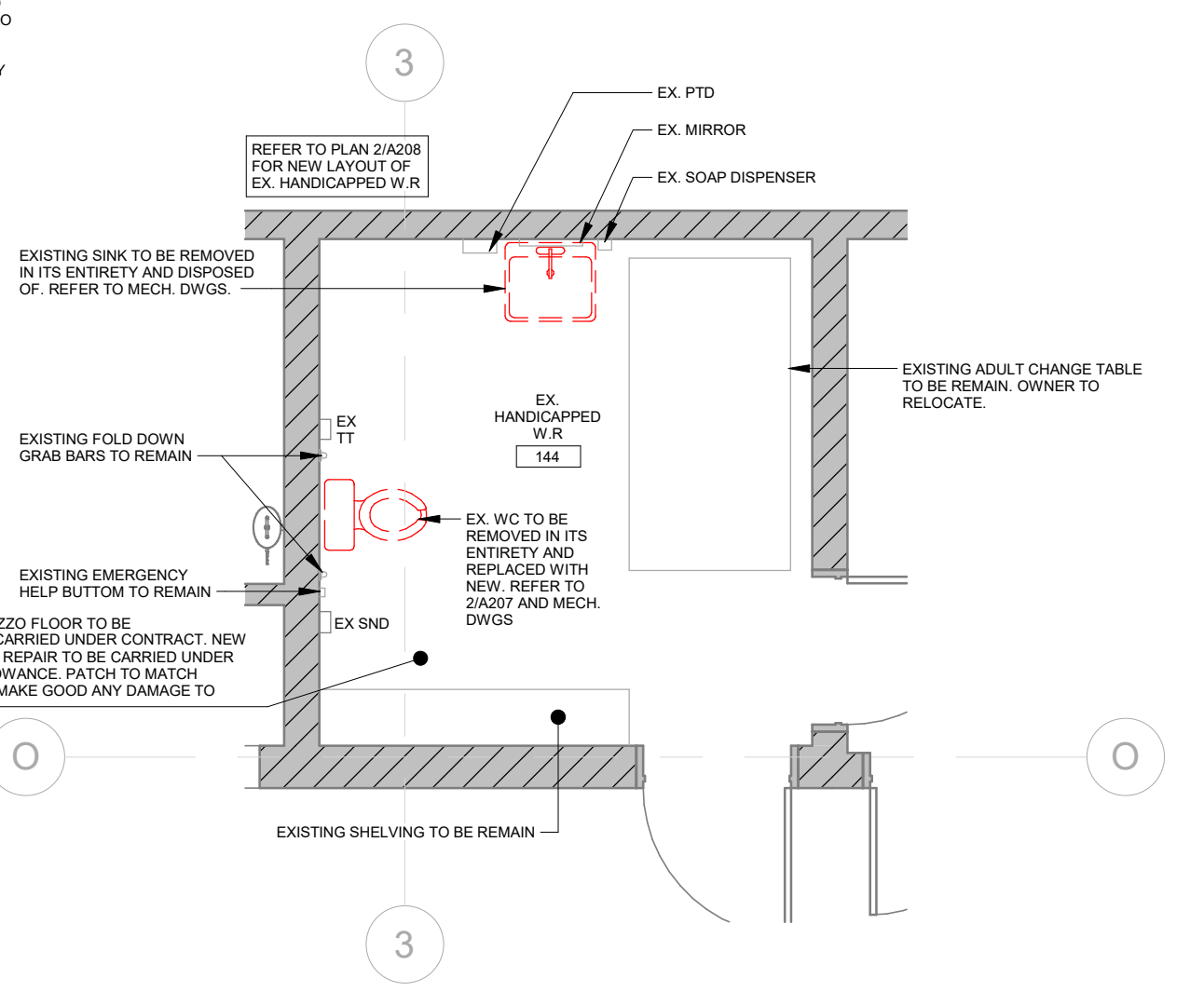
NOTES:

- ALL EXISTING TOILET PARTITIONS, DOORS AND COMPONENTS TO BE REMOVED BROWN DASHED RED TYP. REFER TO ARCH. FLOOR PLAN FOR LOCATIONS OF NEW PARTITIONS.
- ALL EXISTING TOILET PARTITIONS AND COMPONENTS TO BE REMOVED IN ITS ENTIRETY AND DISPOSED OF. PATCH, REPAIR, RESKIN AND MAKE GOOD WALLS AND FLOORING FINISHES AND PATCH INTERIOR PARTITIONS FROM BROWN DASHED LINES REFER TO ARCH FLOOR PLANS FOR LOCATIONS OF NEW PARTITIONS.
- ALL AFFECTED WASHROOM ACCESSORIES TO BE REMOVED AND REINSTALLED BY CONTRACTOR.

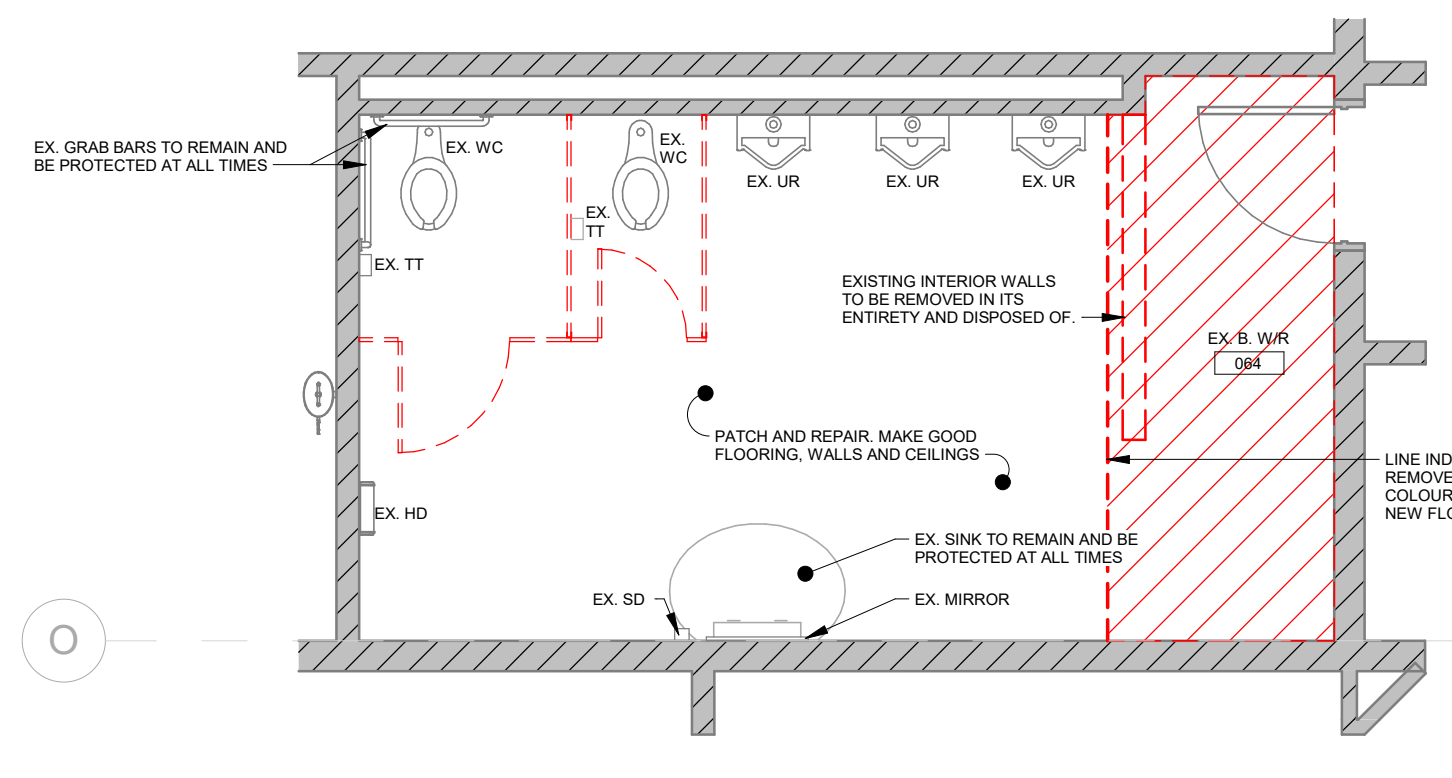
CONTRACTOR SHALL CAREFULLY REMOVE ALL EXISTING LIGHT FIXTURES, WASHROOM PARTITIONS AND ALL OTHER MECHANICALLY FASTENED MATERIALS, FIXTURES, EQUIPMENT AND EQUIPMENT NEEDED TO BE REMOVED AND/OR DEMOLISHED TO PRESERVE EXISTING DIMENSIONS, WALLS, FINISHES AND MATERIALS USED FOR MOUNTING.



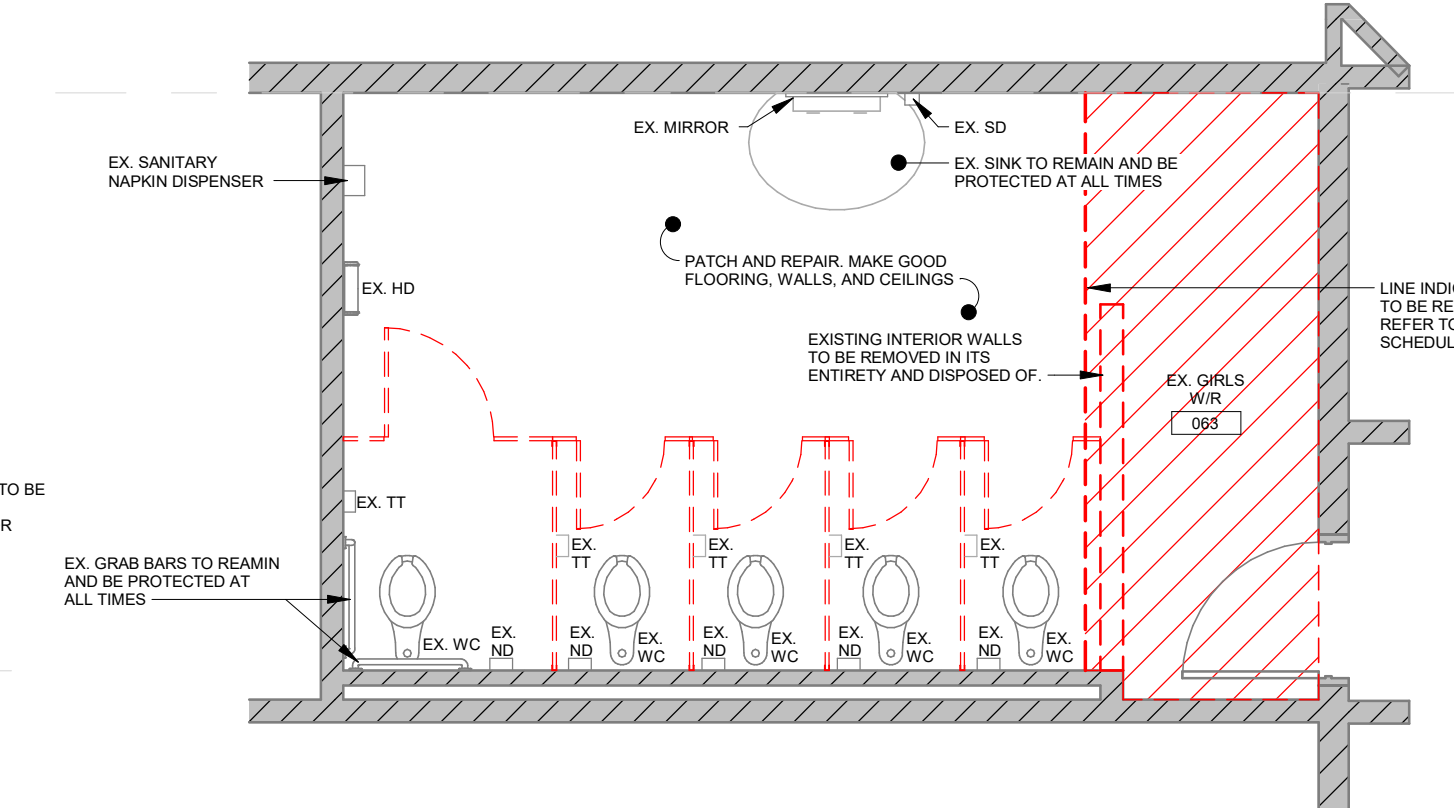
1 Level 1 - Existing Boy & Girl Gang Washroom - Demo
1 : 50
A204



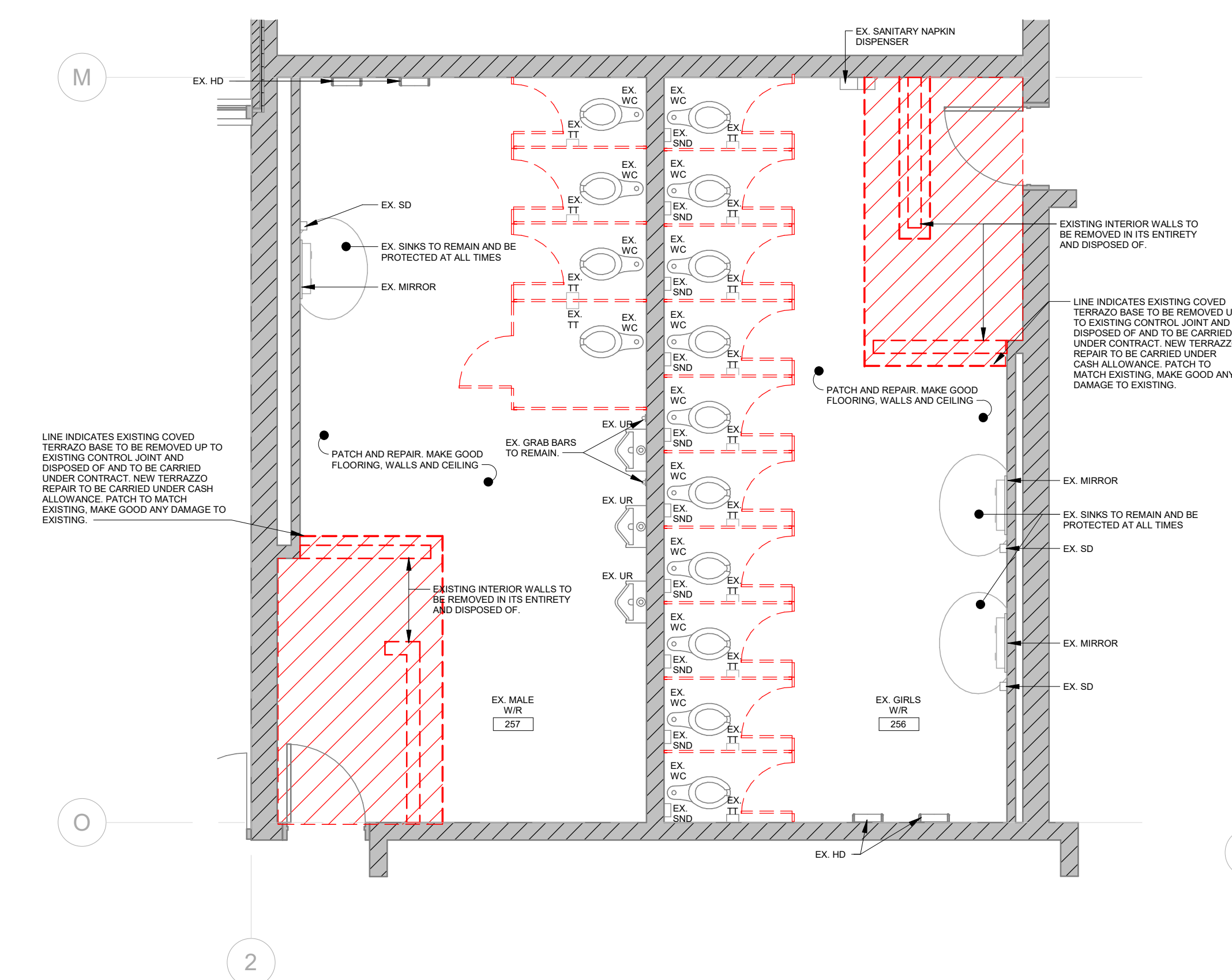
2 Enlarged Ex. Handicapped W.R - Demo
1 : 50
A204



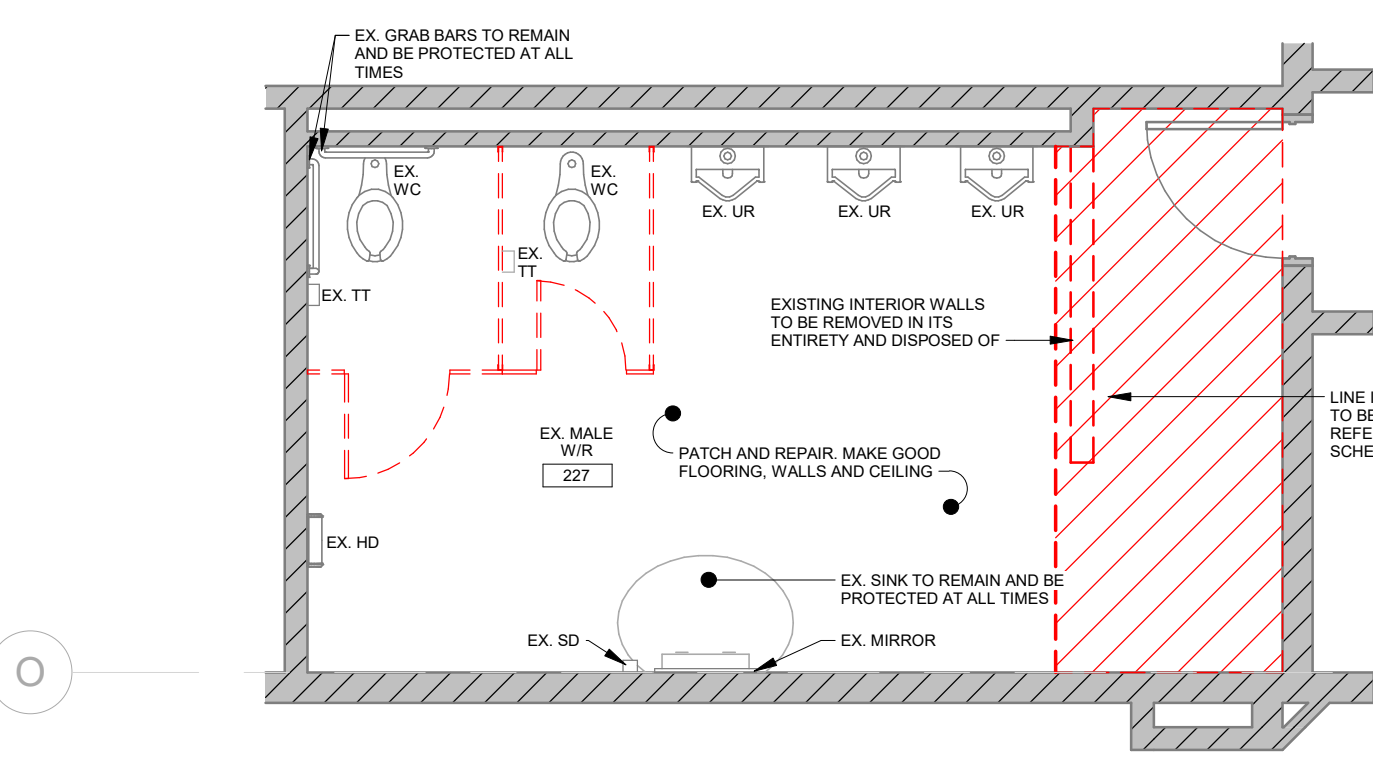
3 Level 1 - Existing Boy Gang Washroom - Demo
1 : 50
A204



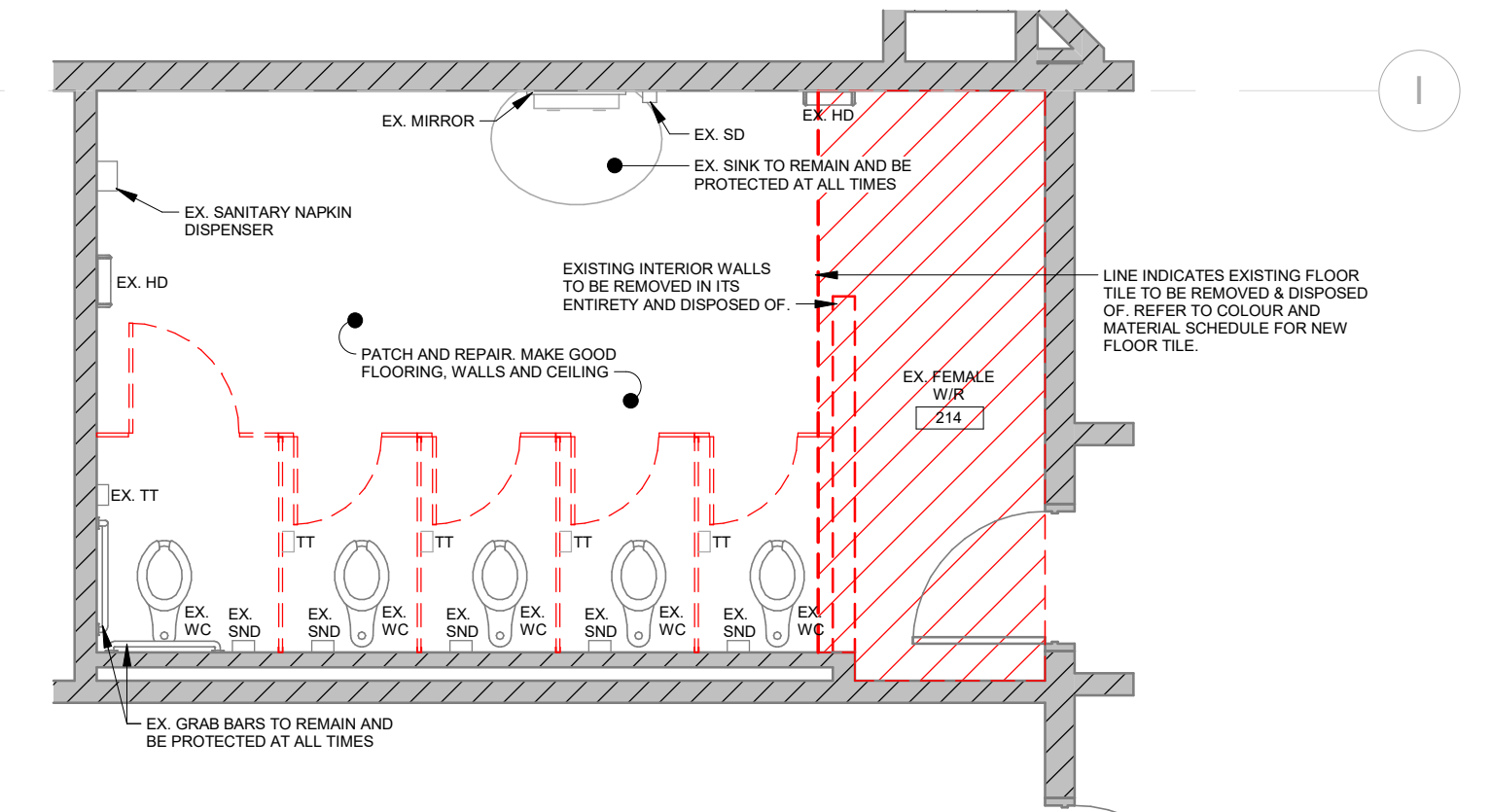
4 Level 1 - Existing Girls Gang Washroom - Demo
1 : 50
A204



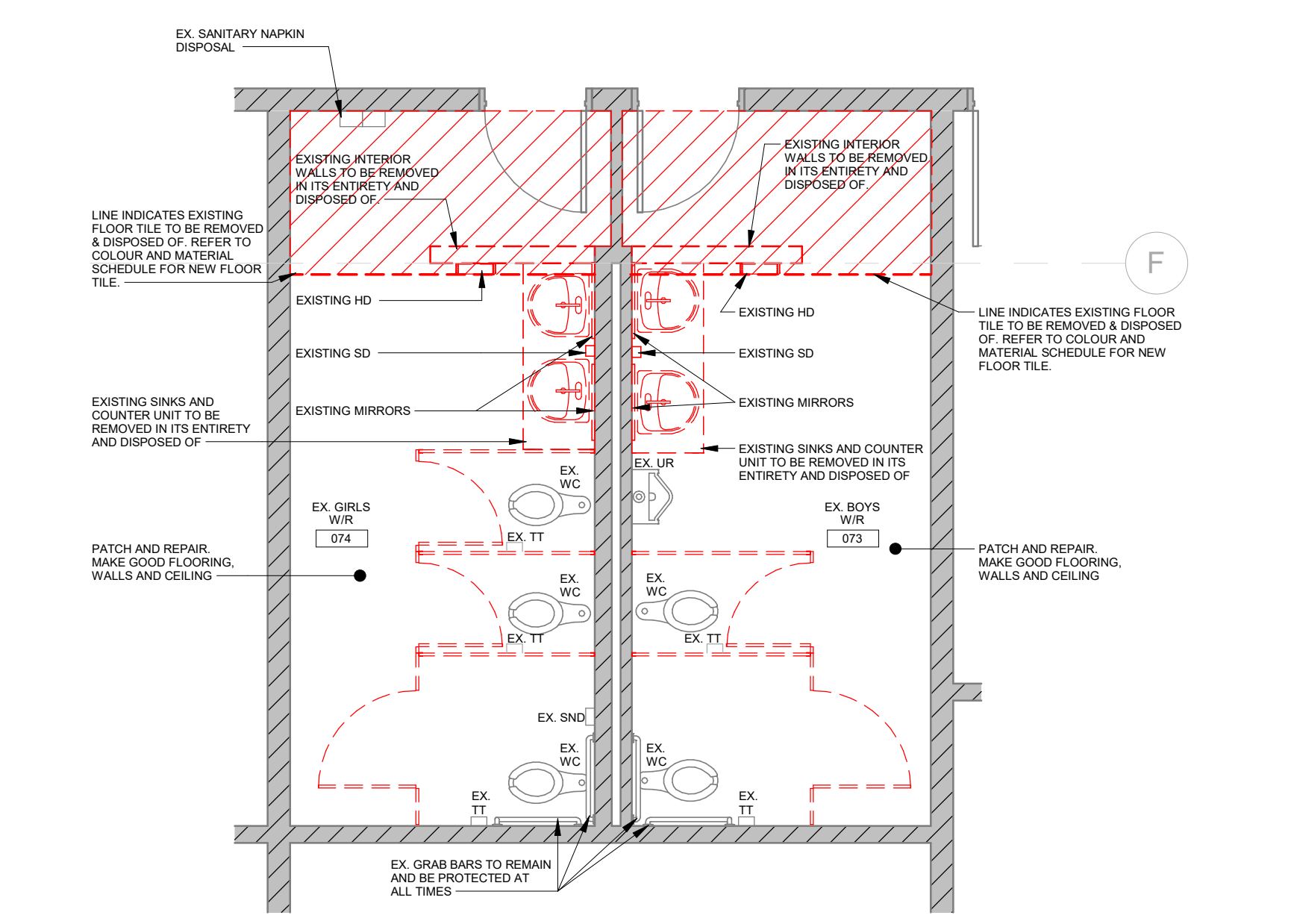
5 Level 2 - Existing Boy & Girl Gang Washroom - Demo
1 : 50
A204



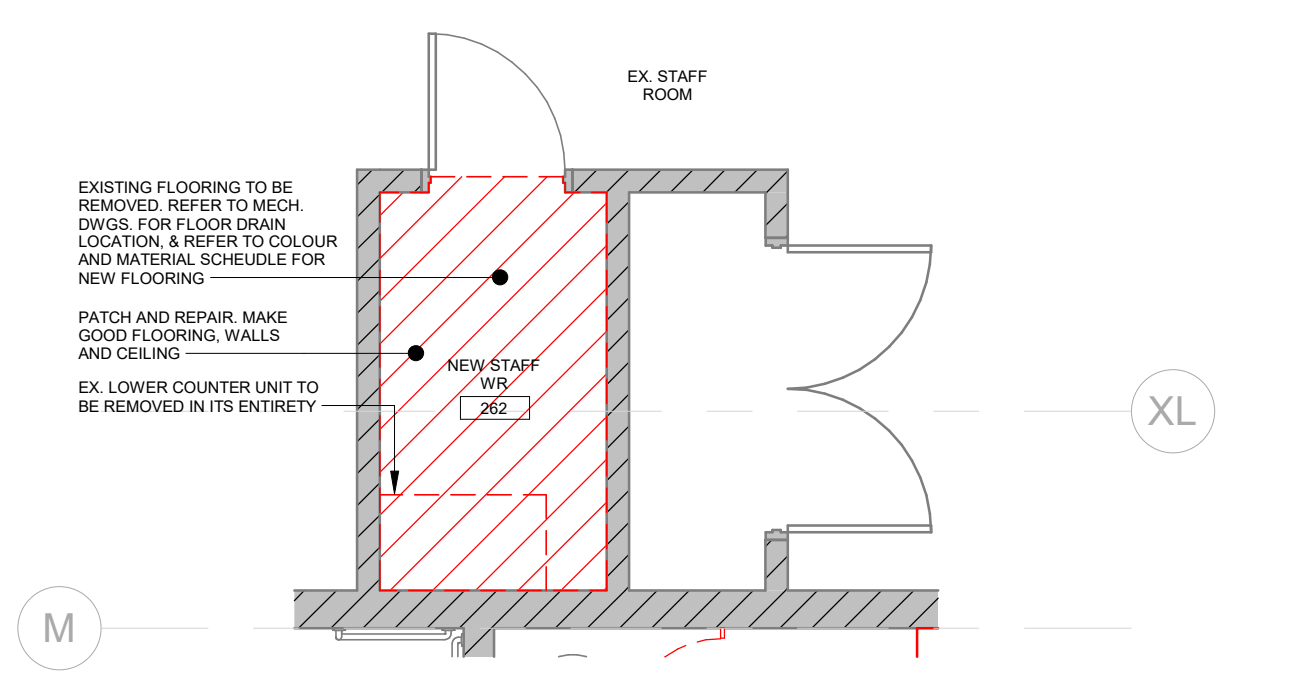
6 Level 2 - Existing Male Gang Washroom - Demo
1 : 50
A204



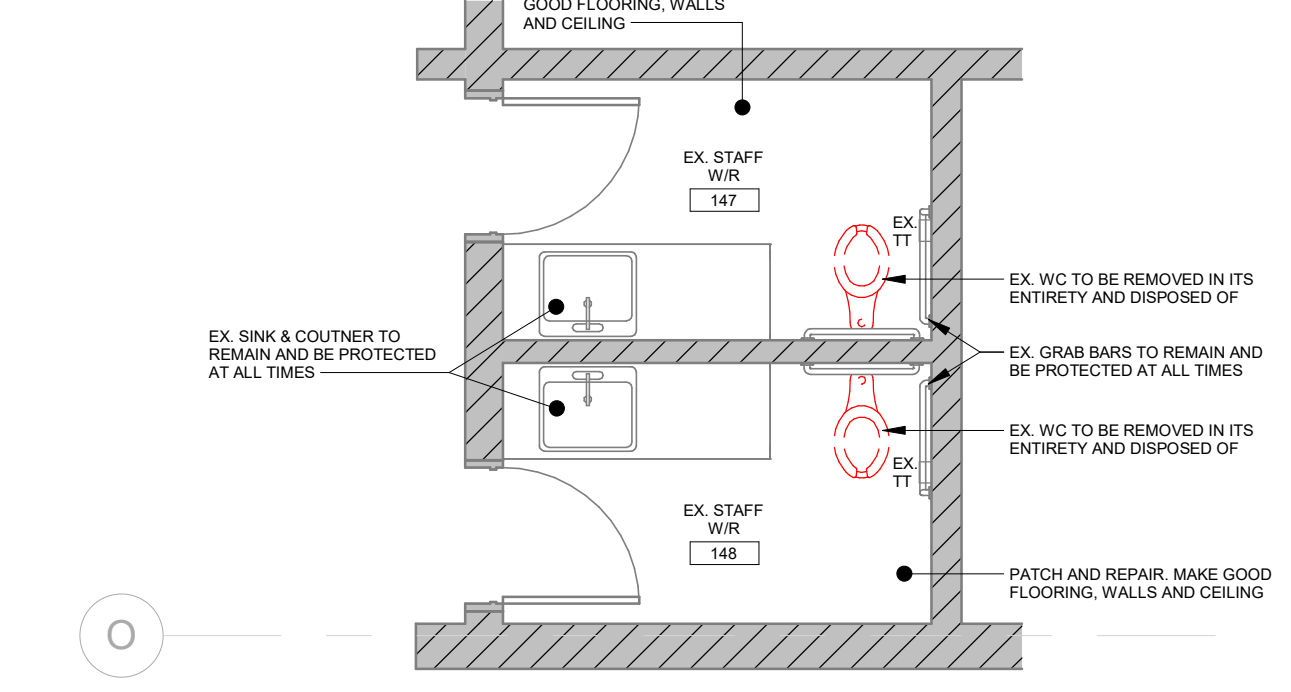
7 Level 2 - Existing Female Gang Washroom - Demo
1 : 50
A204



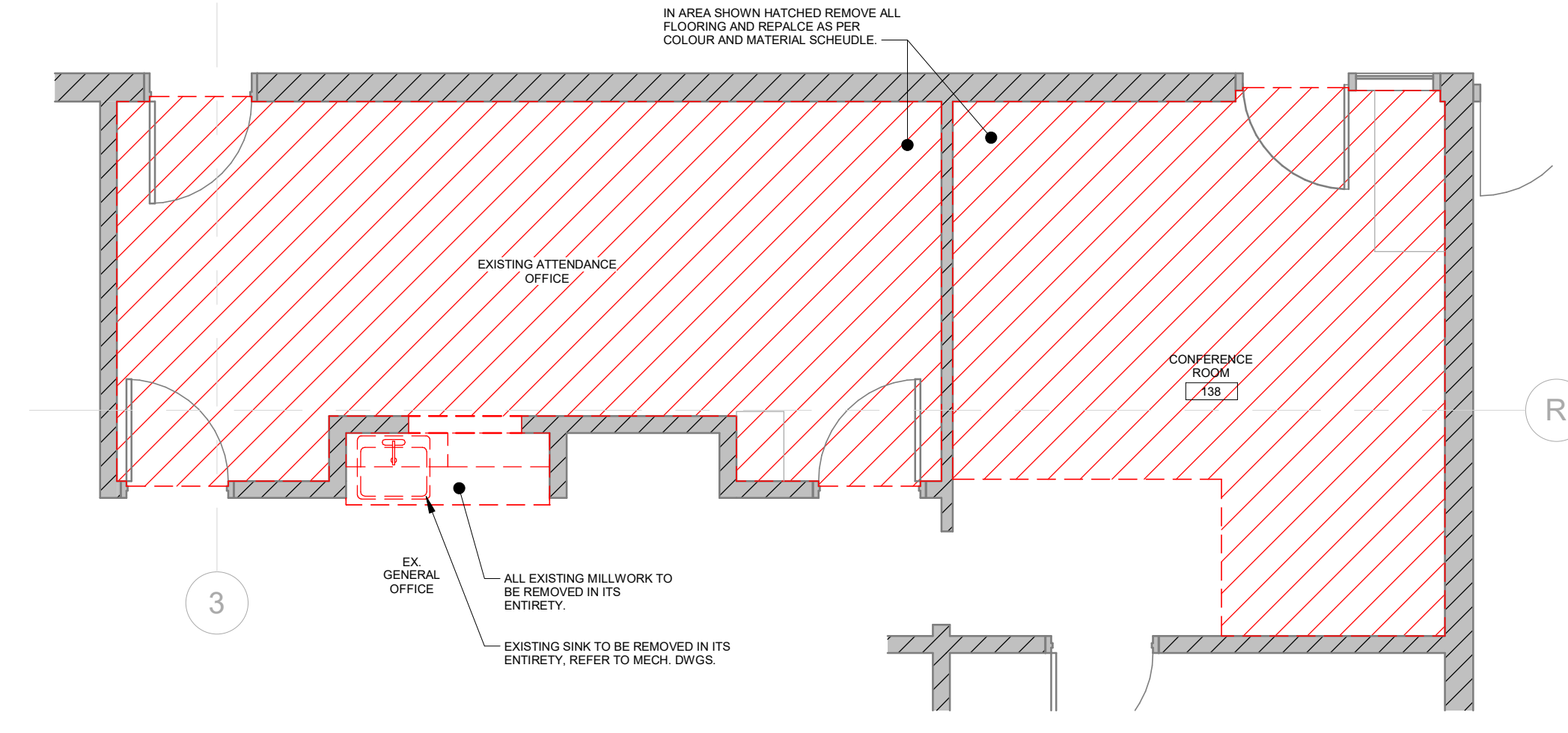
8 Enlarged Girls & Boys - Demo
1 : 50
A204



9 Level 1 - Staff Washroom Demo
1 : 50
A204




10 Level 1 - Ex. Staff Washrooms Demo
1 : 50
A204



11 Level 1 - Office Area Demo
1 : 50
A204

No.	Revision	Date
1	Issued Permit & Tender	2025_03_30
2	Issued for Advertisement #1	2025_04_16



All dimensions to be checked and verified on the job by the Contractor. Any discrepancies are to be reported to the Consultant prior to action. Only the latest approved drawings to be used for construction in compliance with all applicable codes, by-laws and regulations. All drawings remain the property of the Consultant.

© Copyright Reserved.
These drawings and all that is represented herein are the exclusive property of Salter Pilon Architecture Inc. They may not be used or reproduced without written permission from Salter Pilon Architecture Inc.

salterpilon
architecture

151 Ferris Lane, Suite 400 Barrie, Ontario L4M 6C1
salterpilon.com t: 705-737-3530

Project Information
ST. DAVID CSS RENOVATIONS

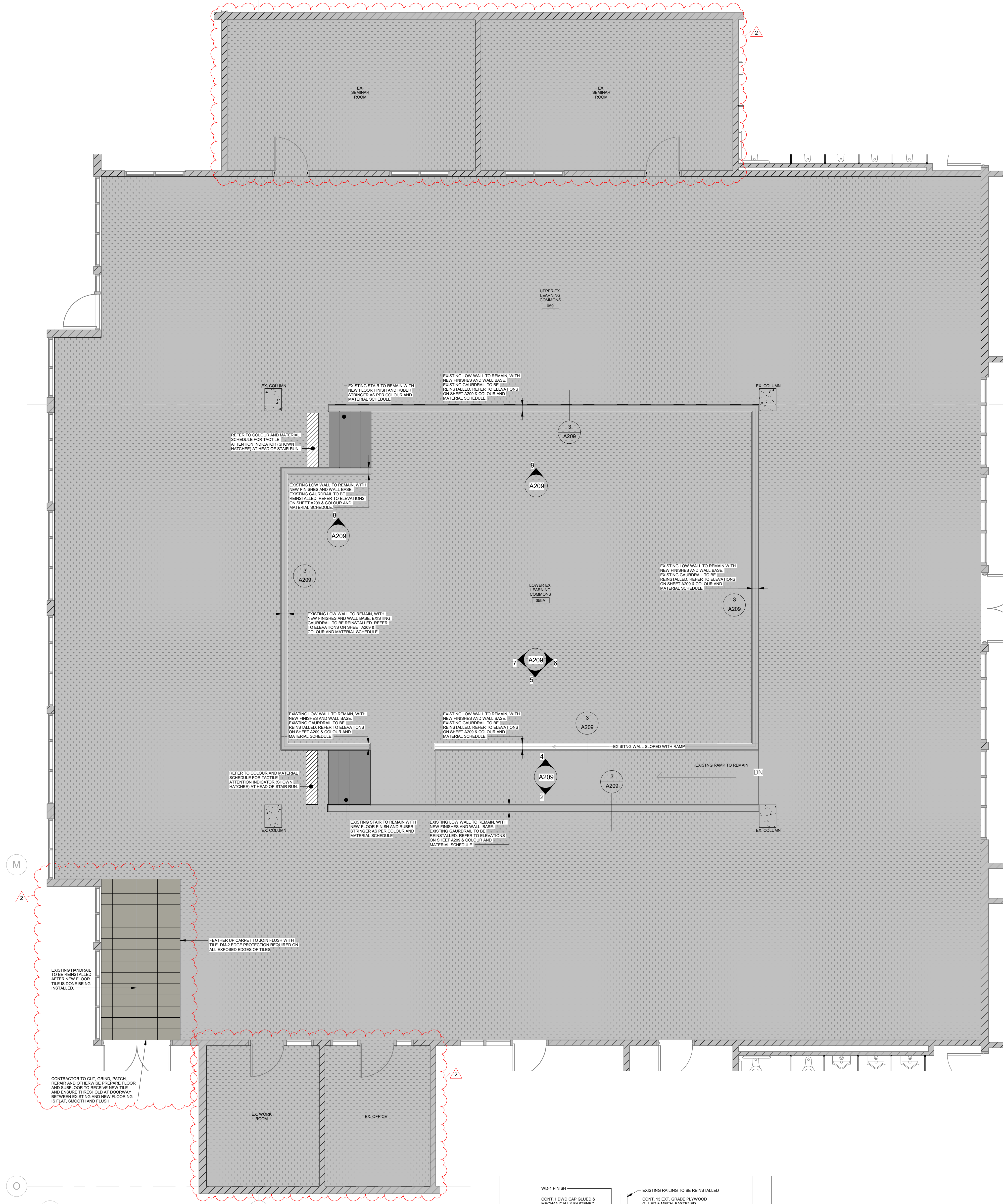
4 High St, Waterloo, ON, N2L 3X5

For Waterloo Catholic District School Board

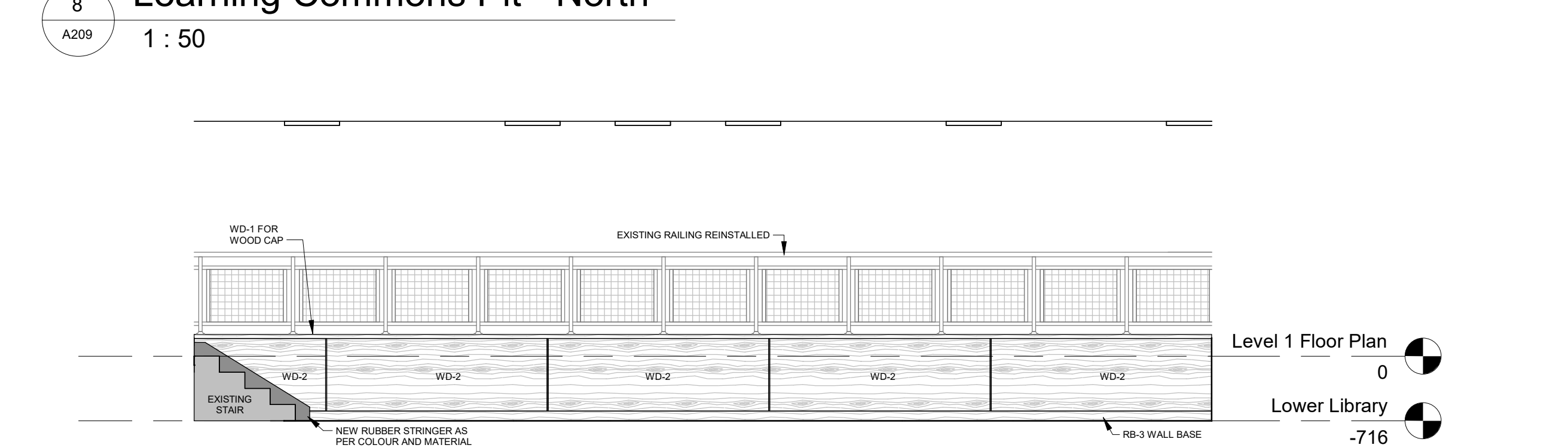
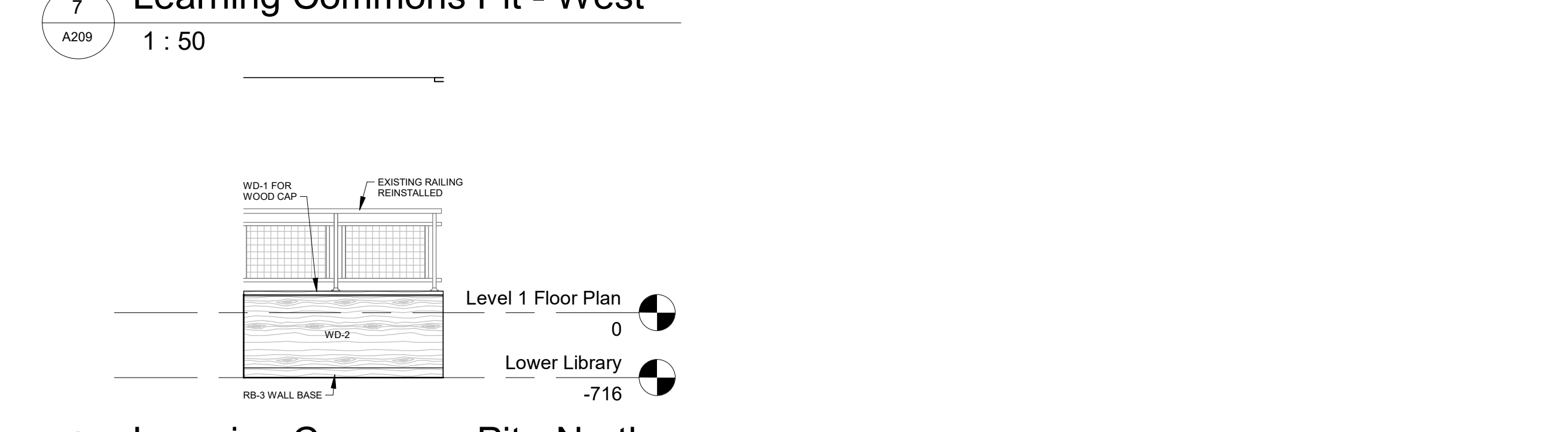
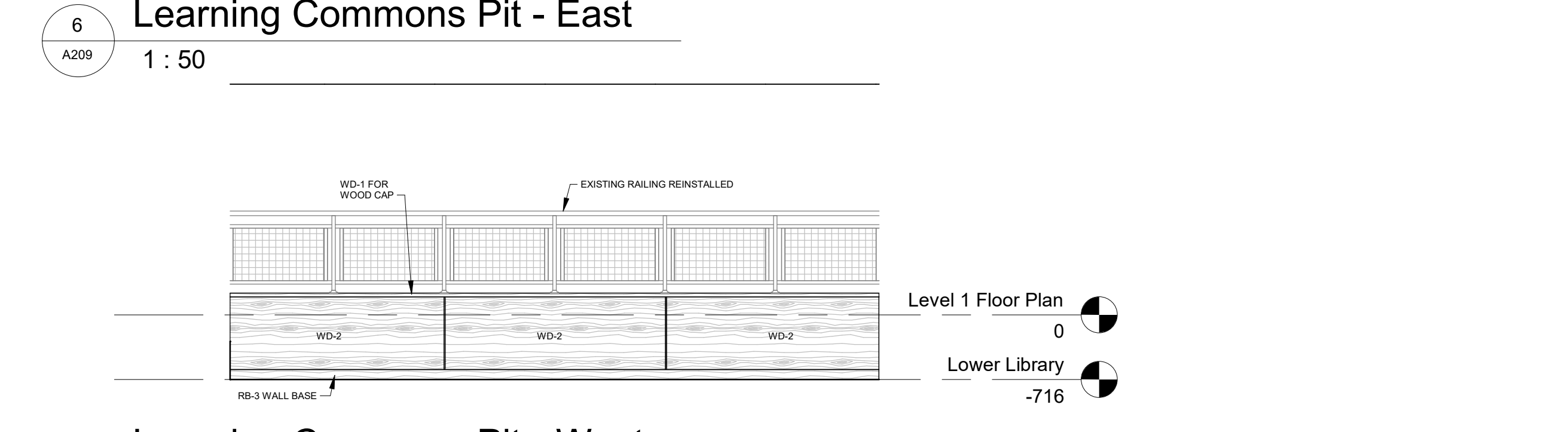
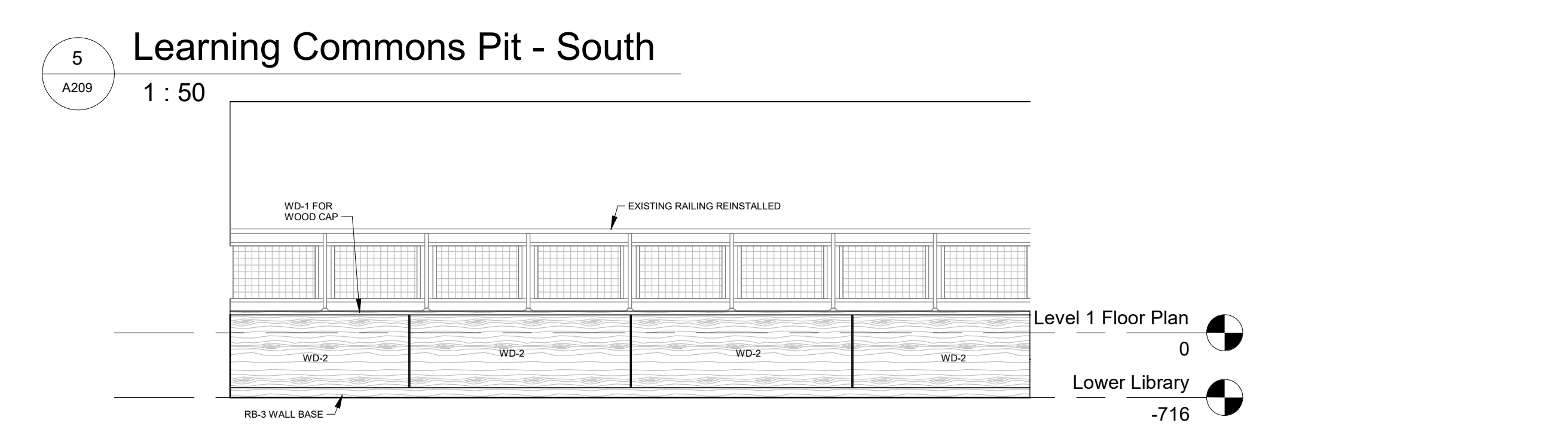
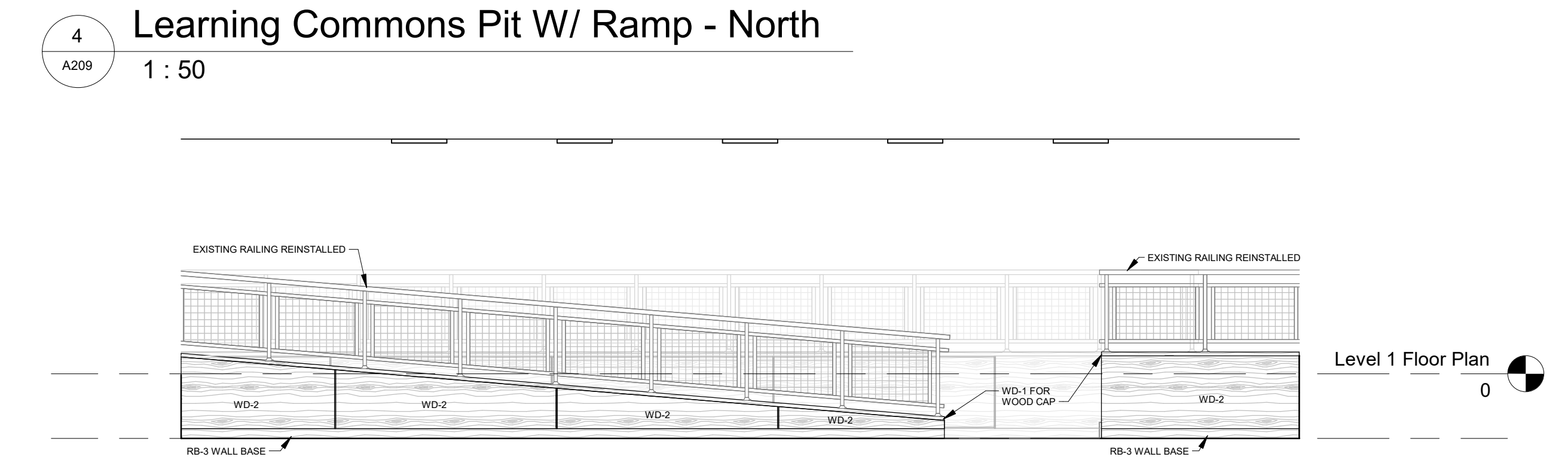
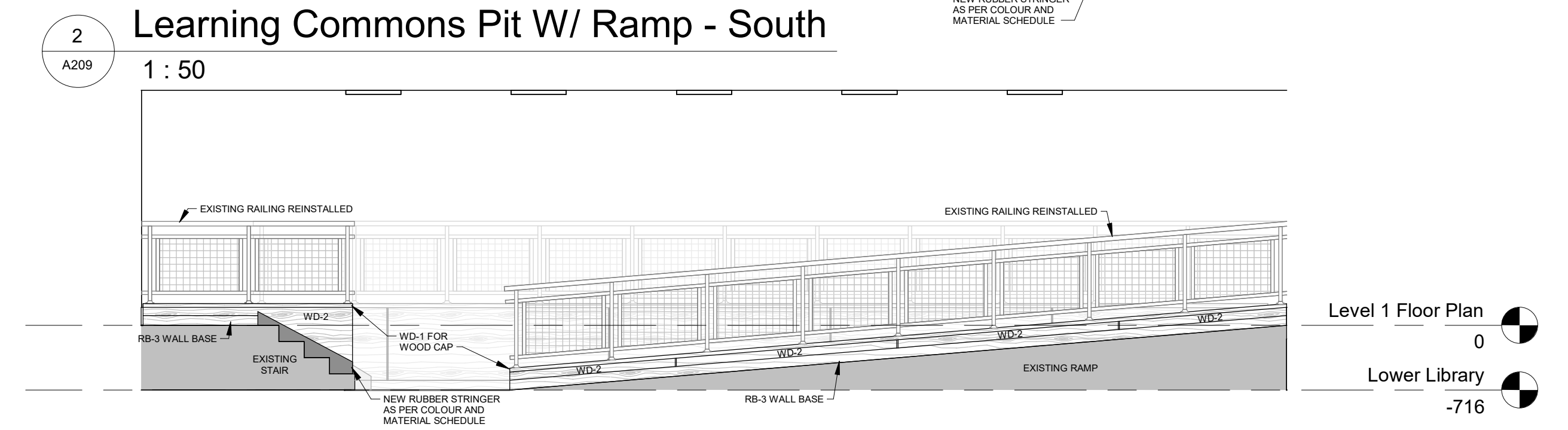
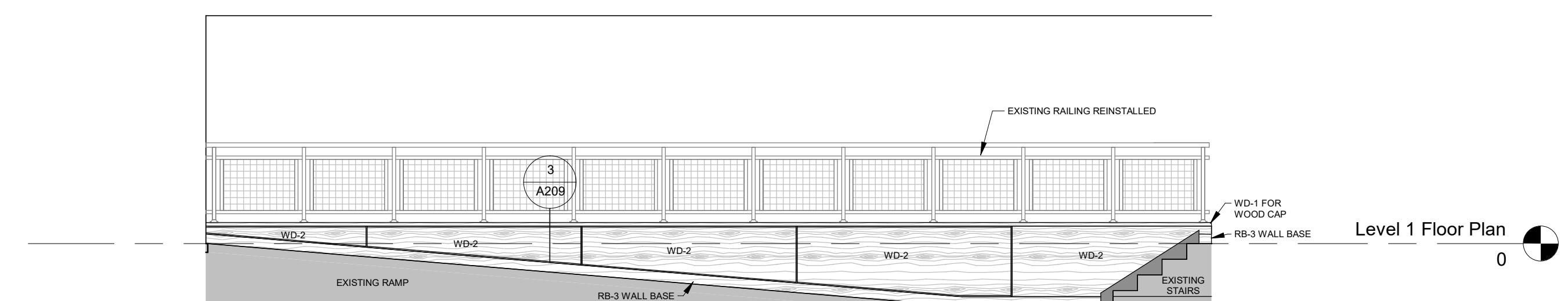
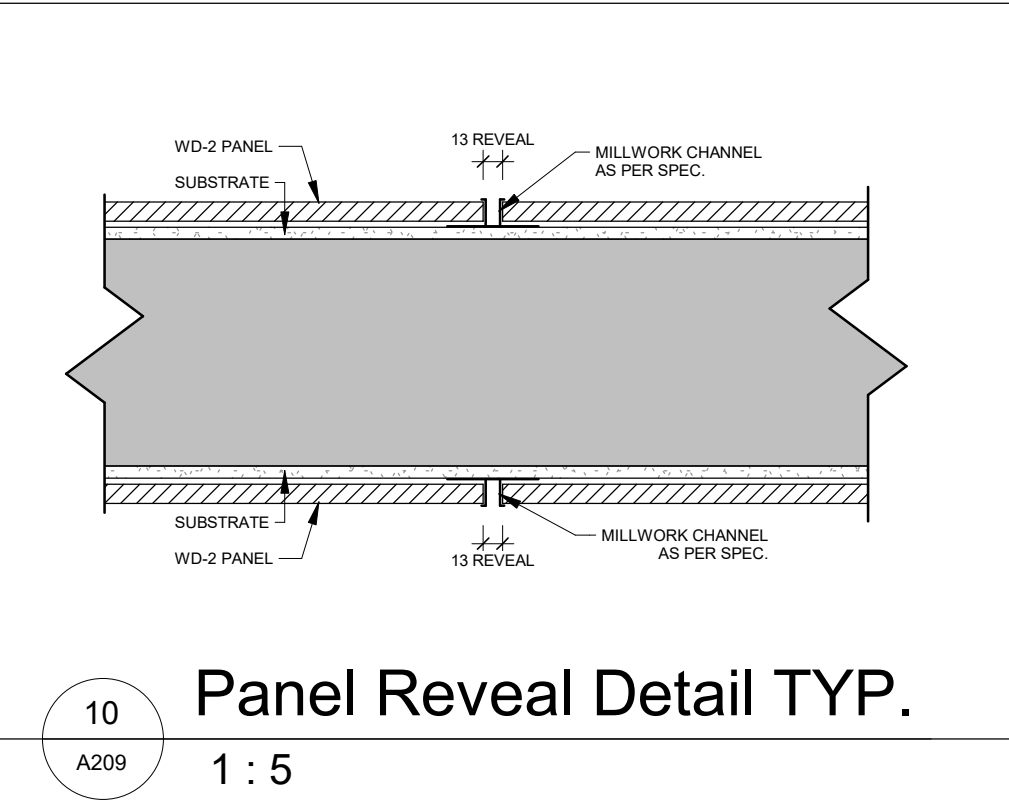
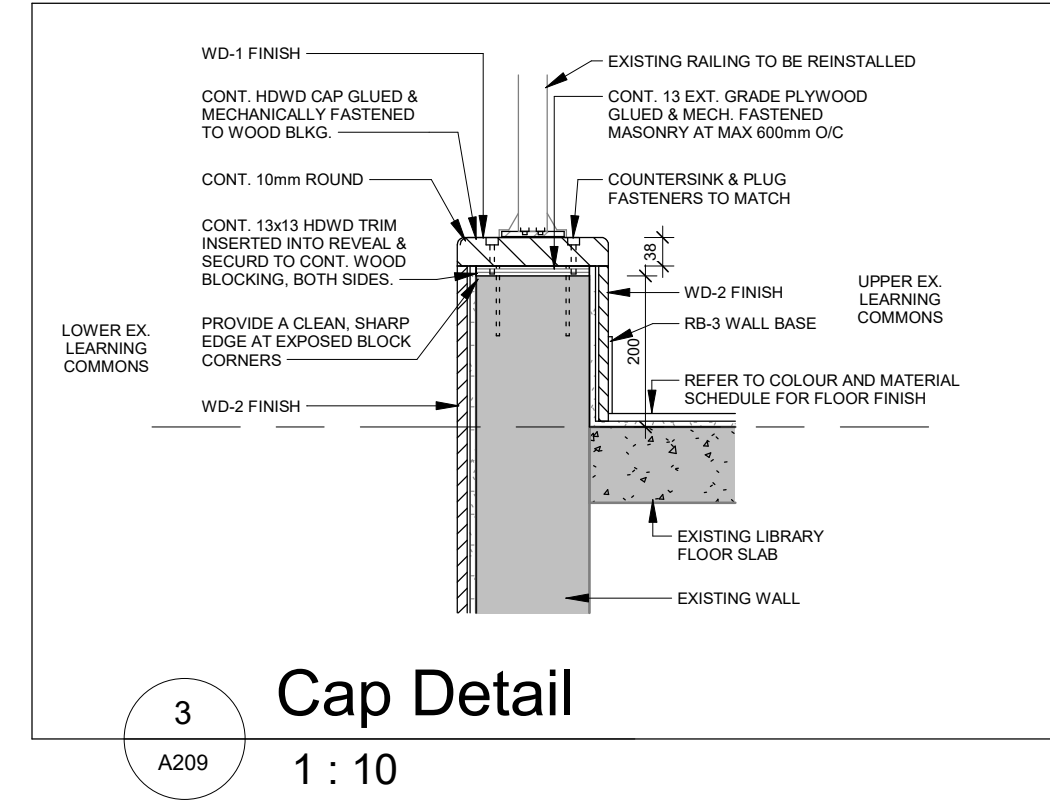
Drawing Title
Enlarged Plan - Demo

Date	Project No	Drawing No
2026_04_16	25029	A204
Scale	As indicated	

C:\Users\MIC\Documents\2025\2025_VCD5B_SJ David CSS Renovs_B24_Central_knocallumLCEV7.rvt 2026-04-16 16:14:31 AM



1 Level 1 - Ex. Learning Commons
1: 50




FLOOR FINISHES

T-1	CPT-1
VCT-1	RT-1

THESE PLANS ARE TO BE PRINTED IN COLOUR.
LINE & PATTERNS ON THESE DRAWINGS REPRESENT THE CHANGE IN MATERIAL ONLY. REFER TO COLOUR AND MATERIAL SCHEDULE FOR INSTALLATION PATTERNS AND TRANSITIONS.

No.	Revision	Date
2	Issued for Advertisement #1	2026_04_16
1	Issued Permit & Tender	2026_03_30



All dimensions to be checked and verified on the job by the Contractor. Any discrepancies are to be reported to the Consultant prior to action. Only the latest approved drawings to be used for construction in accordance with all applicable codes, by-laws and regulations. All drawings remain the property of the Consultant.
© Copyright Reserved.
These drawings and all that is represented herein are the exclusive property of Salter Pilon Architecture Inc. They may not be used or reproduced without written permission from Salter Pilon Architecture Inc.



151 Ferris Lane, Suite 400 Barrie, Ontario L4M 6C1
salterpilon.com t: 705.737.3530

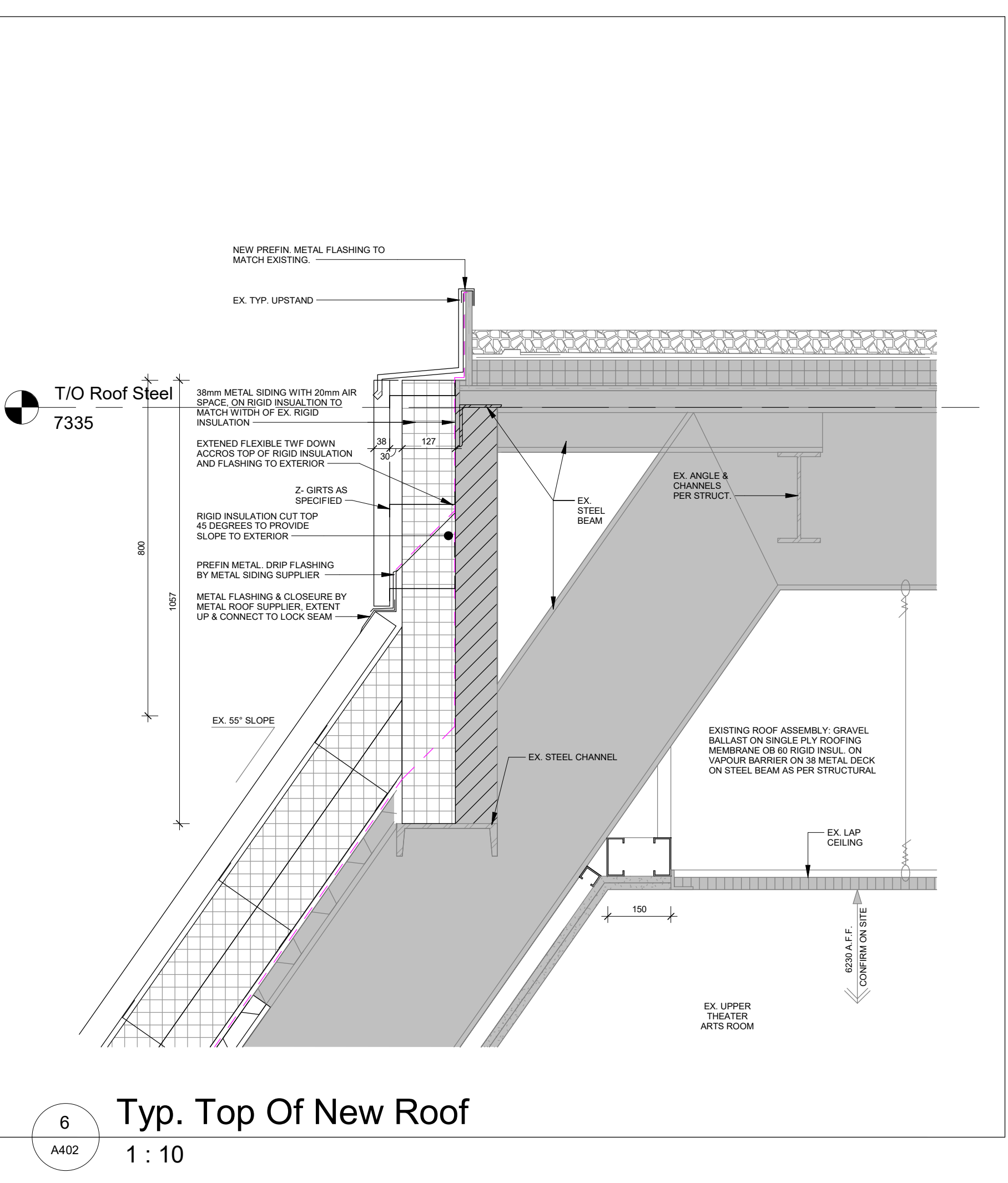
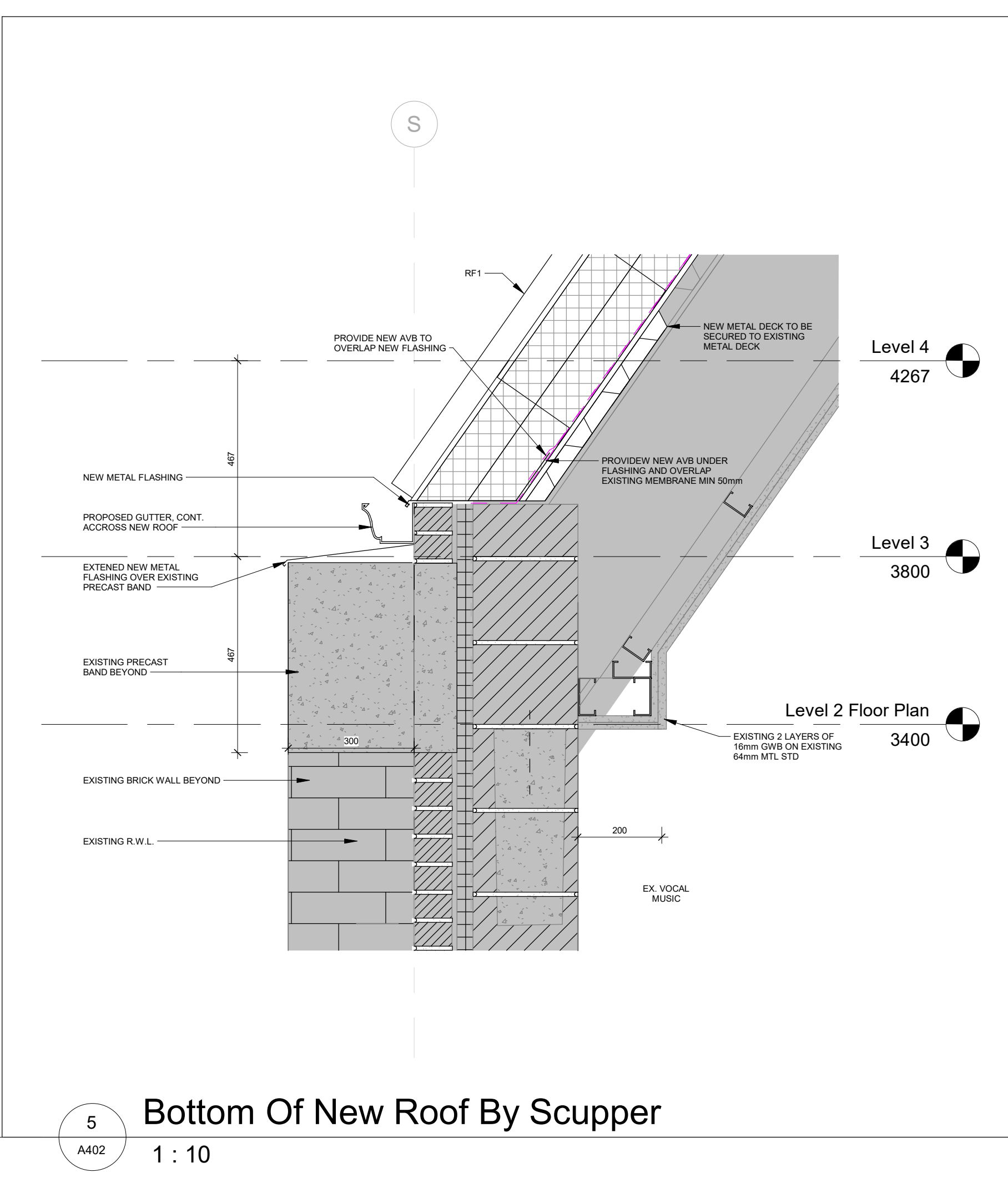
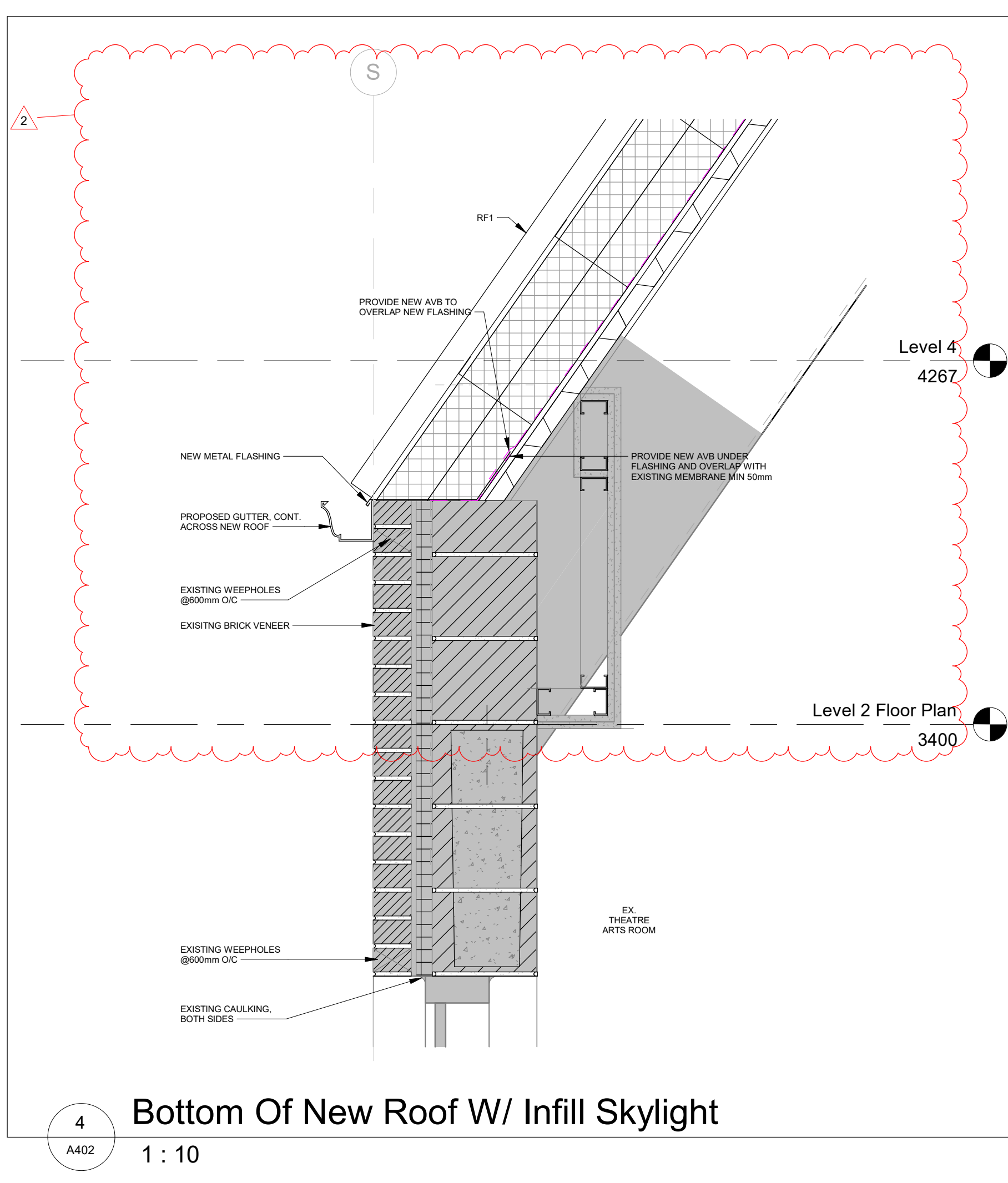
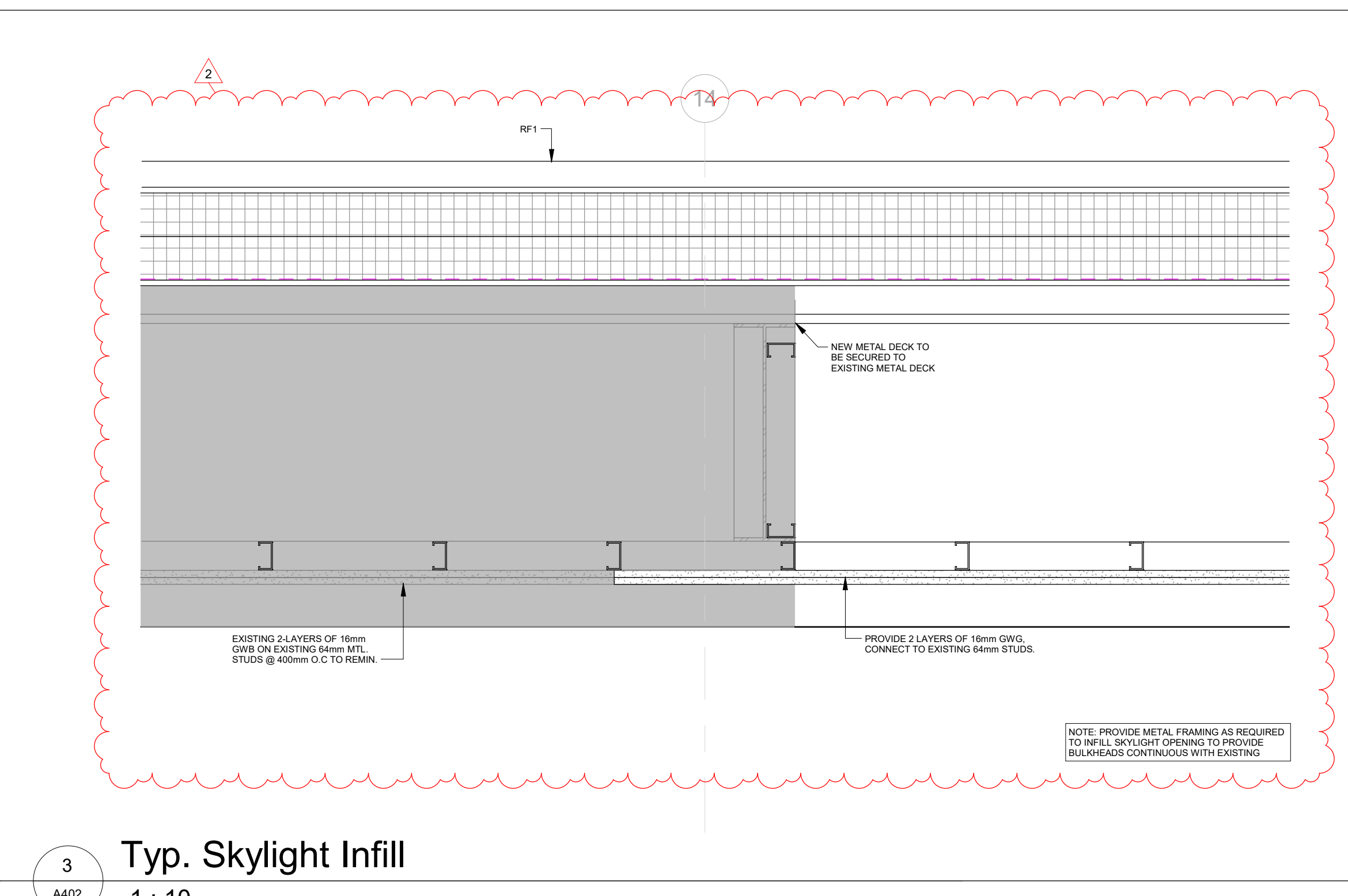
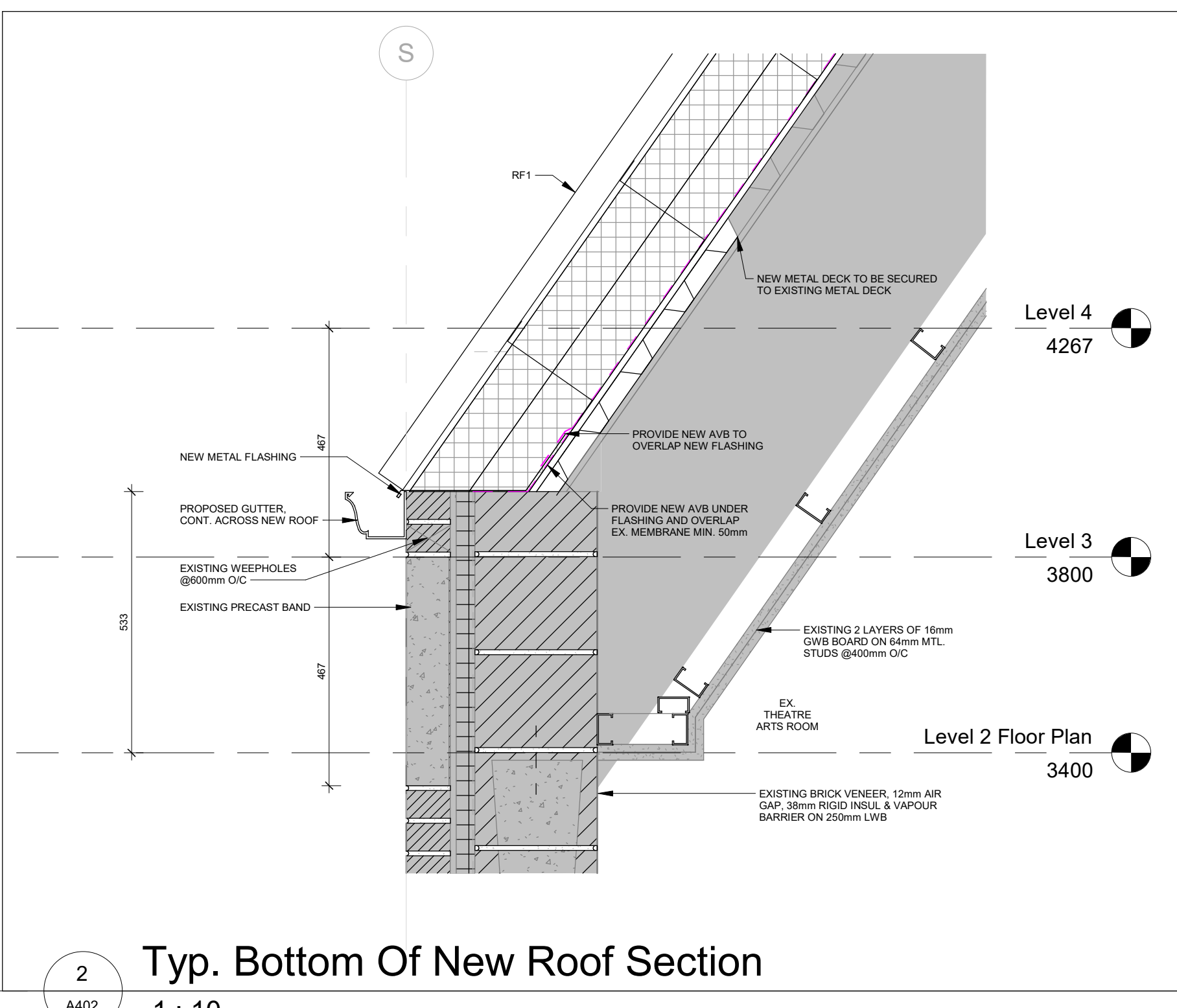
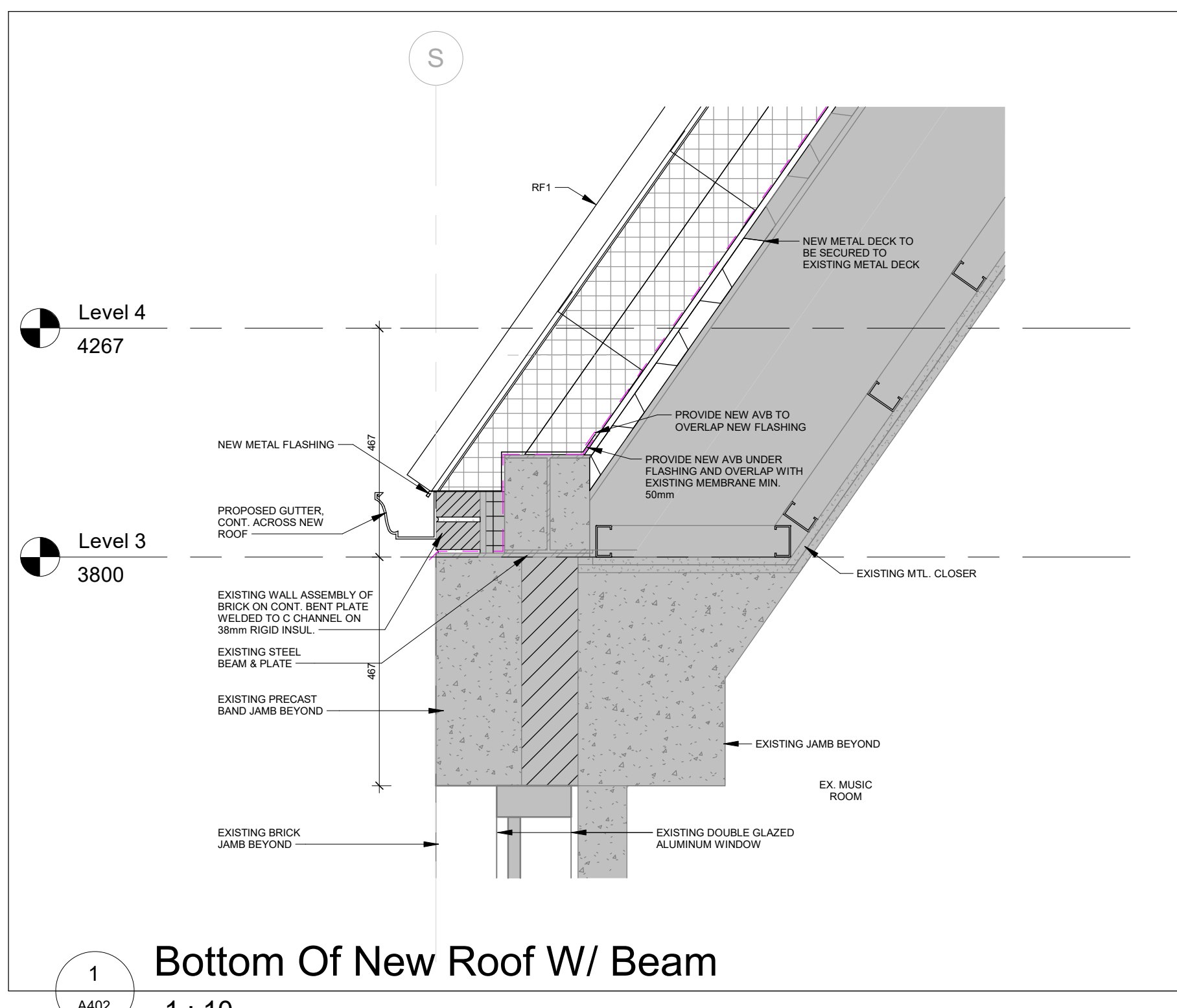
ST. DAVID CSS RENOVATIONS
4 High St, Waterloo, ON, N2L 3X5

Waterloo Catholic District School Board

Enlarged Plans & Interior Elevations

Date	2026_04_16	Project No	25029	Drawing No	A209
Drawn by	KM	Scale	As indicated		

NOTE: PATCH, REPAIR AND REPAINT EXISTING BULKHEADS LOCATED BENEATH ALL NEW ROOF WORK THROUGHOUT



No.	Revision	Date
2	Issued for Advertisement #1	2026_04_16
1	Issued Permit & Tender	2025_03_30



All dimensions to be checked and verified on the job by the Contractor. Any discrepancies are to be reported to the Consultant prior to action. Only the latest approved drawings to be used for construction in accordance with all applicable codes, by-laws and regulations. All drawings remain the property of the Consultant.

© Copyright Reserved.
These drawings and all that is represented herein are the exclusive property of Salter Pilon Architecture Inc. They may not be used or reproduced without written permission from Salter Pilon Architecture Inc.

salterpilon
architecture

151 Ferris Lane, Suite 400 Barrie, Ontario L4M 6C1
salterpilon.com t: 705.737.3530

Project Information
ST. DAVID CSS RENOVATIONS
4 High St. Waterloo, ON, N2L 3X5
For Waterloo Catholic District School Board

Drawing Title
Sections

Date	Project No	Drawing No
2026_04_16	25029	A402

Scale: 1 : 10

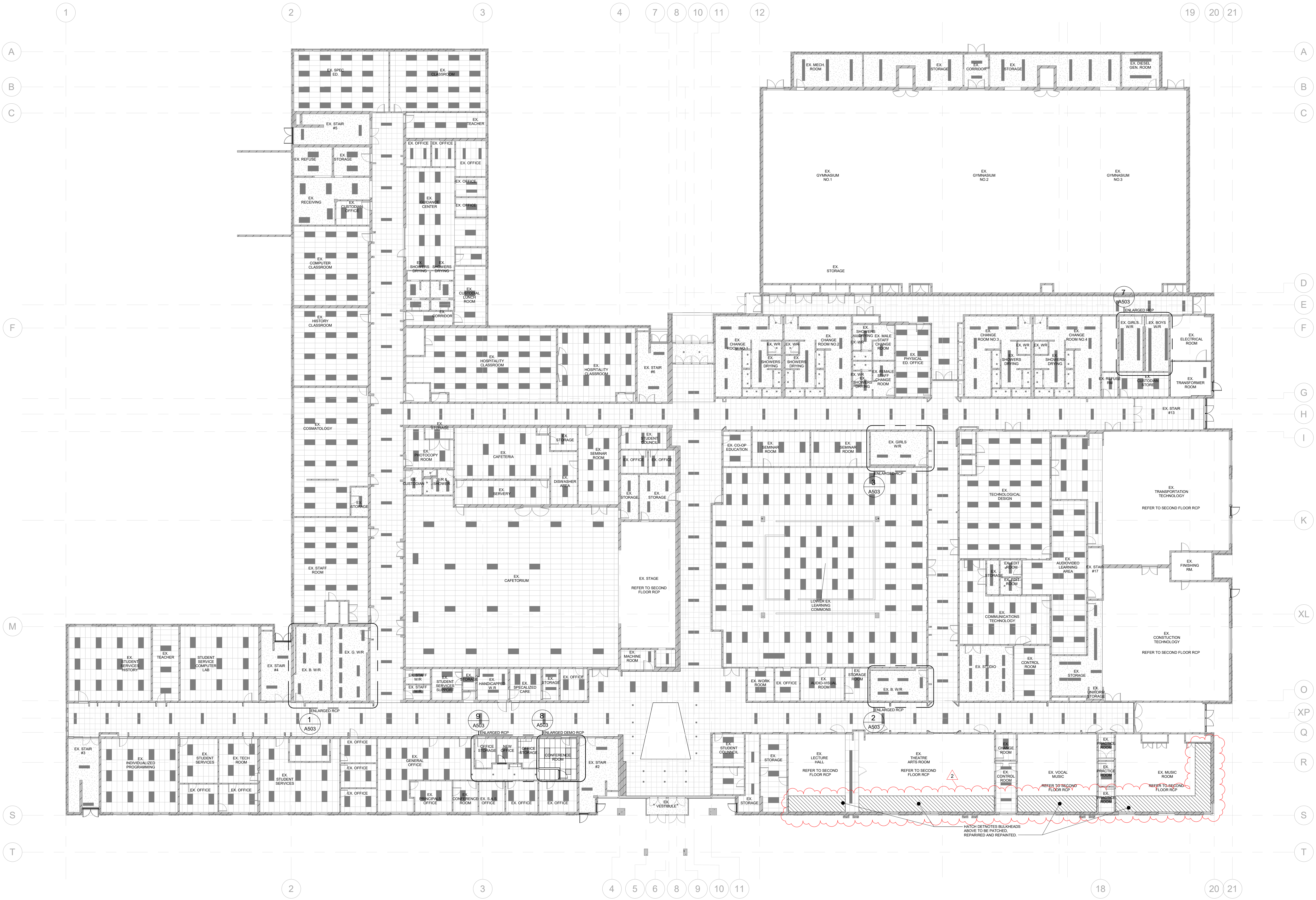
C:\Users\jmc\OneDrive\Documents\2025\WCDSB - St David CSS Renovs_B24_Central_kmccallum.CE7.rvt
2026-04-16 8:14:28 AM

REFLECTED CEILING PLAN NOTES:

- COORDINATE FULLY WITH MECHANICAL & ELECTRICAL DRAWINGS & SPECIFICATIONS TO ENSURE PROPER PLACEMENT OF ALL LIGHTS, GRILLES, EXHAUST FANS, DIFFUSERS ETC. RELATING TO THE REFLECTED CEILING PLAN LAYOUT.
- ENCLOSE ALL EXPOSED STEEL STRUCTURE SUPPORTING FLOOR LOADS WITH 2 LAYERS OF 5/8" PRESSED STEEL WALL BOARD OR METAL DRAWING ASSEMBLY TO PROVIDE A 1 HOUR FIRE RESISTANCE RATING. ALL DETAILS MUST COMPLY.
- REFER TO ELECTRICAL DRAWINGS FOR LOCATION OF FIXTURES FLUSH WITH GYPSUM WALL BOARD CEILING AND REQUIRE CAREFUL FINISHING.

REFLECTED CEILING PLAN LEGEND:

- SUPPLY AIR DIFFUSER AS PER MECH. DWG
- RETURN AIR DIFFUSER AS PER MECH. DWG
- EXHAUST GRILLE AS PER MECH. DWG
- SURFACE MOUNTED LUMINAIRE AS PER ELEC. DWG
- RECESSED LUMINAIRE AS PER ELEC. DWG
- RECESSED LIGHT FIXTURE AS PER ELEC. DWG
- WALL MOUNTED LIGHT FIXTURE AS PER ELEC. DWG
- 610 x 1200 LAY-IN CEILING TILE



2	Issued for Advertisement #1	2026_04_16
1	Issued Permit & Tender	2026_03_30

No.	Revision	Date
-----	----------	------

Orientation

Seal

All dimensions to be checked and verified on the job by the Contractor. Any discrepancies are to be reported to the Consultant prior to action. Only the latest approved drawings to be used for construction in conformance with all applicable codes, by-laws and regulations. All drawings remain the property of the Consultant.

© Copyright Reserved.
These drawings and all that is represented herein are the exclusive property of Salter Pilon Architecture Inc. They may not be used or reproduced without written permission from Salter Pilon Architecture Inc.



151 Ferris Lane, Suite 400 Barrie, Ontario L4M 6C1
salterpilon.com t: 705.737.3530

Project Information

ST. DAVID CSS RENOVATIONS

4 High St, Waterloo, ON, N2L 3X5

For
Waterloo Catholic District School Board

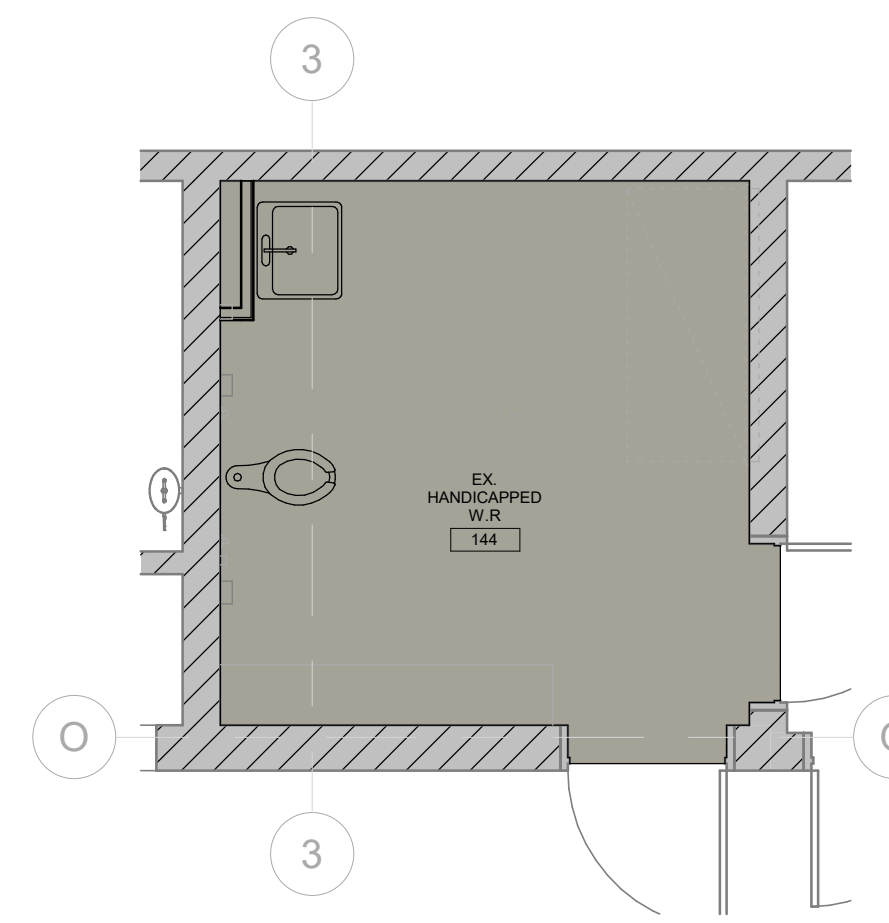
Drawing Title
Level 1 Reflected Ceiling Plan

Date	2026_04_16	Project No	25029	Drawing No	A501
Drawn by	KM	Scale	As indicated		

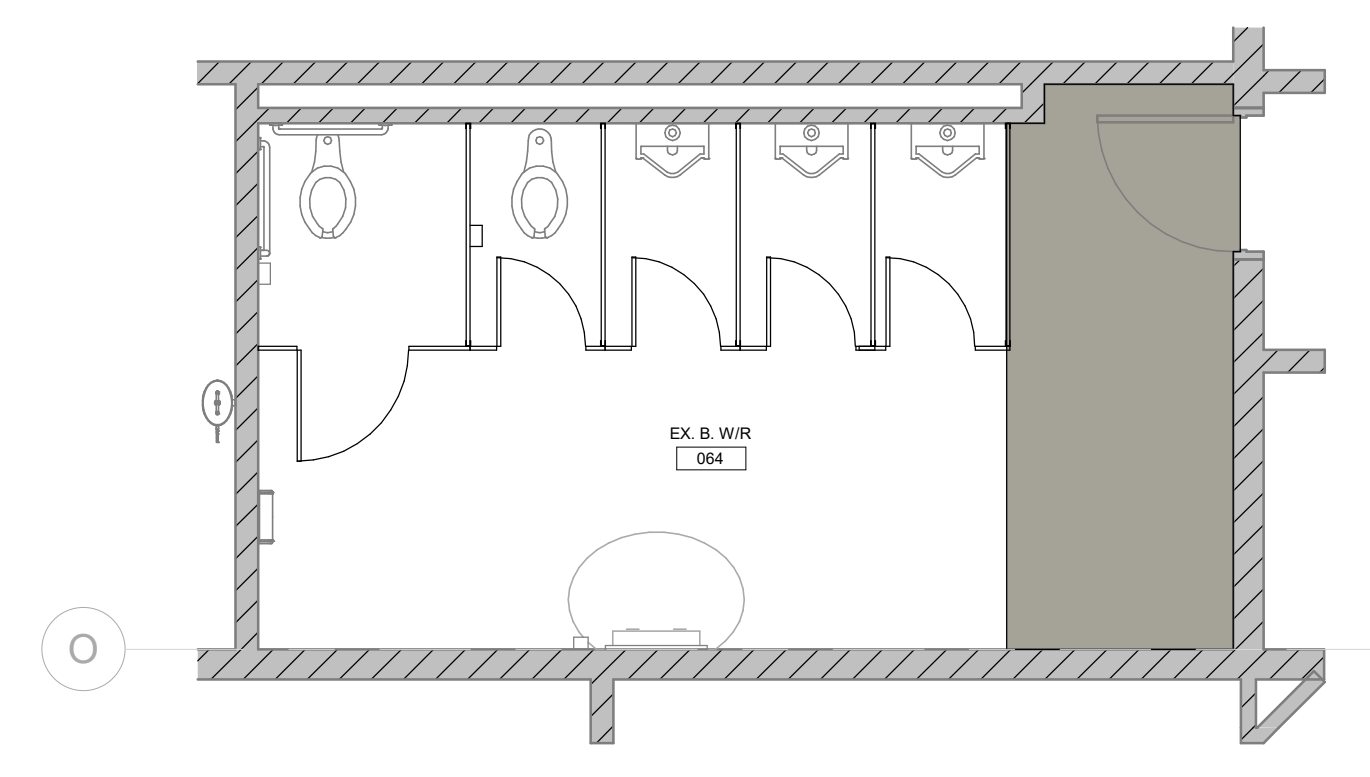
1 Level 1 Reflected Ceiling Plan
A501 1 : 200

Colour On	ROOM NO.	ROOM NAME	FLOOR		BASE		NORTH WALL		EAST WALL		SOUTH WALL		WEST WALL		CEILING		REMARKS
			MATERIAL	FINISH	MATERIAL	FINISH	MATERIAL	FINISH	MATERIAL	FINISH	MATERIAL	FINISH	MATERIAL	FINISH	MATERIAL	FINISH	
	036	NEW OFFICE	CPT-1	-	FB-2	-	EX	EX	QWB	PT-1	EX	QWB	PT-1	EX			REPAIR AND MAKE GOOD
	034	EX LECTURE HALL	EX	-	EX	-	EX	EX	EX	EX	PT-1	EX	EX	EX			REPAIR AND MAKE GOOD
	038	EX THEATRE SEATS ROOM	EX	-	EX	-	EX	EX	EX	EX	PT-1	EX	EX	EX			REPAIR AND MAKE GOOD
	038	EX VOCAL MUSIC	EX	-	EX	-	EX	EX	EX	EX	PT-1	EX	EX	EX			REPAIR AND MAKE GOOD
	043	EX MUSIC ROOM	EX	-	EX	-	EX	EX	EX	EX	PT-1	EX	EX	EX			REPAIR AND MAKE GOOD
Ym	098	UPPER EX LEARNING COMMONS	CPT-1	-	FB-2	-	EX	EX	EX	EX	EX	EX	EX	EX			WALLS AFFECTED BY REMOVALS TO BE REPAIRED TO MATCH EXISTING. REPAIR AND MAKE GOOD
	099	LOWER EX LEARNING COMMONS	CPT-1	-	FB-2	-	EX	EX	EX	EX	EX	EX	EX	EX			WALLS TO BE REMOVED AND REPAIRED. REPAIR AND MAKE GOOD
	063	EX GIRLS W/R	T-3	-	YB-1	-	EX	EX	EX	EX	PT-1	EX	EX	EX			REPAIR AND MAKE GOOD
	064	EX B W/R	T-3	-	YB-1	-	EX	EX	EX	EX	PT-1	EX	EX	EX			REPAIR AND MAKE GOOD
	073	EX BOYS W/R	T-3	-	YB-1	-	EX	EX	EX	EX	PT-1	EX	EX	EX			REPAIR AND MAKE GOOD
	074	EX GIRLS W/R	T-3	-	YB-1	-	EX	EX	EX	EX	PT-1	EX	EX	EX			REPAIR AND MAKE GOOD
Ym	138	EX B W/R	T-3	-	YB-1	-	EX	EX	EX	EX	PT-1	EX	EX	EX			NEW FLOOR REPAIR TO BE CARRIED UNDER CONTRACT WITH CASH ALLOWANCE. REPAIR AND MAKE GOOD
	139	EX B W/R	T-3	-	YB-1	-	EX	EX	EX	EX	PT-1	EX	EX	EX			REPAIR AND MAKE GOOD
	143	EX HANDICAPPED W/R	T-1	-	YB-1	-	EX	EX	EX	EX	PT-1	EX	EX	EX			REPAIR AND MAKE GOOD
	147	EX STAFF W/R	T-1	-	YB-1	-	EX	EX	EX	EX	PT-1	EX	EX	EX			REPAIR AND MAKE GOOD
	148	EX STAFF W/R	T-1	-	YB-1	-	EX	EX	EX	EX	PT-1	EX	EX	EX			REPAIR AND MAKE GOOD
	147	EX G W/R	T-1	-	YB-1	-	EX	EX	EX	EX	PT-1	EX	EX	EX			NEW FLOOR REPAIR TO BE CARRIED UNDER CONTRACT WITH CASH ALLOWANCE. REPAIR AND MAKE GOOD
No	214	EX FEMALE W/R	T-3	-	YB-1	-	EX	EX	EX	EX	PT-1	EX	EX	EX			REPAIR AND MAKE GOOD
	217	EX MALE W/R	T-3	-	YB-1	-	EX	EX	EX	EX	PT-1	EX	EX	EX			REPAIR AND MAKE GOOD
	296	EX GIRLS W/R	-	-	-	-	EX	EX	EX	EX	PT-1	EX	EX	EX			NEW FLOOR REPAIR TO BE CARRIED UNDER CONTRACT WITH CASH ALLOWANCE. REPAIR AND MAKE GOOD
	297	EX MALE W/R	-	-	-	-	EX	EX	EX	EX	PT-1	EX	EX	EX			NEW FLOOR REPAIR TO BE CARRIED UNDER CONTRACT WITH CASH ALLOWANCE. REPAIR AND MAKE GOOD
No	302	NEW STAFF W/R	T-1	-	YB-1	-	EX	EX	EX	EX	PT-1	EX	EX	EX			REPAIR AND MAKE GOOD
No	303	OFFICE STORAGE	CPT-1	-	FB-2	-	EX	EX	EX	EX	EX	EX	EX	EX			REPAIR AND MAKE GOOD
No	304	OFFICE STORAGE	VCT-1	-	NB-1	-	EX	EX	EX	EX	EX	EX	EX	EX			REPAIR AND MAKE GOOD

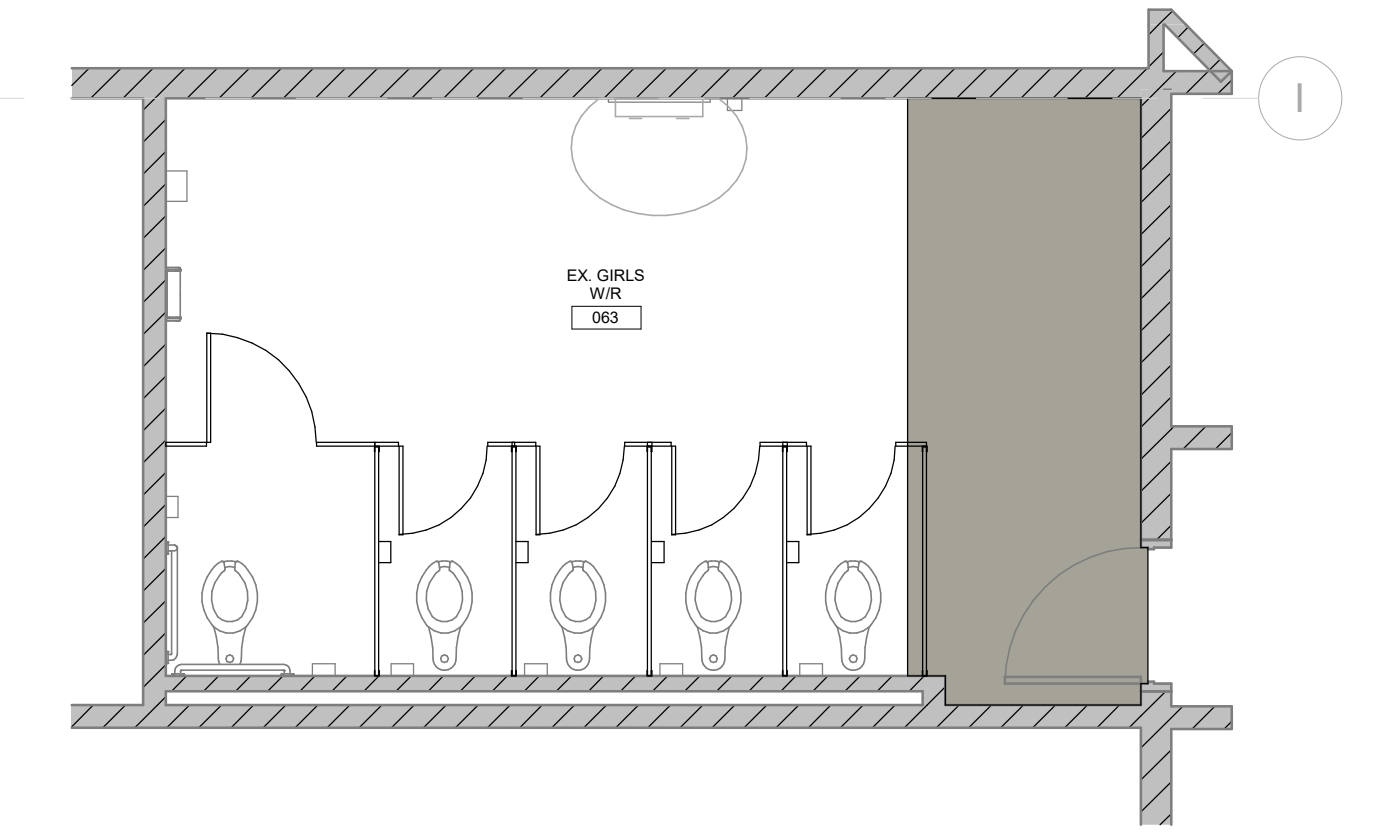
Sheet 1004 of 24



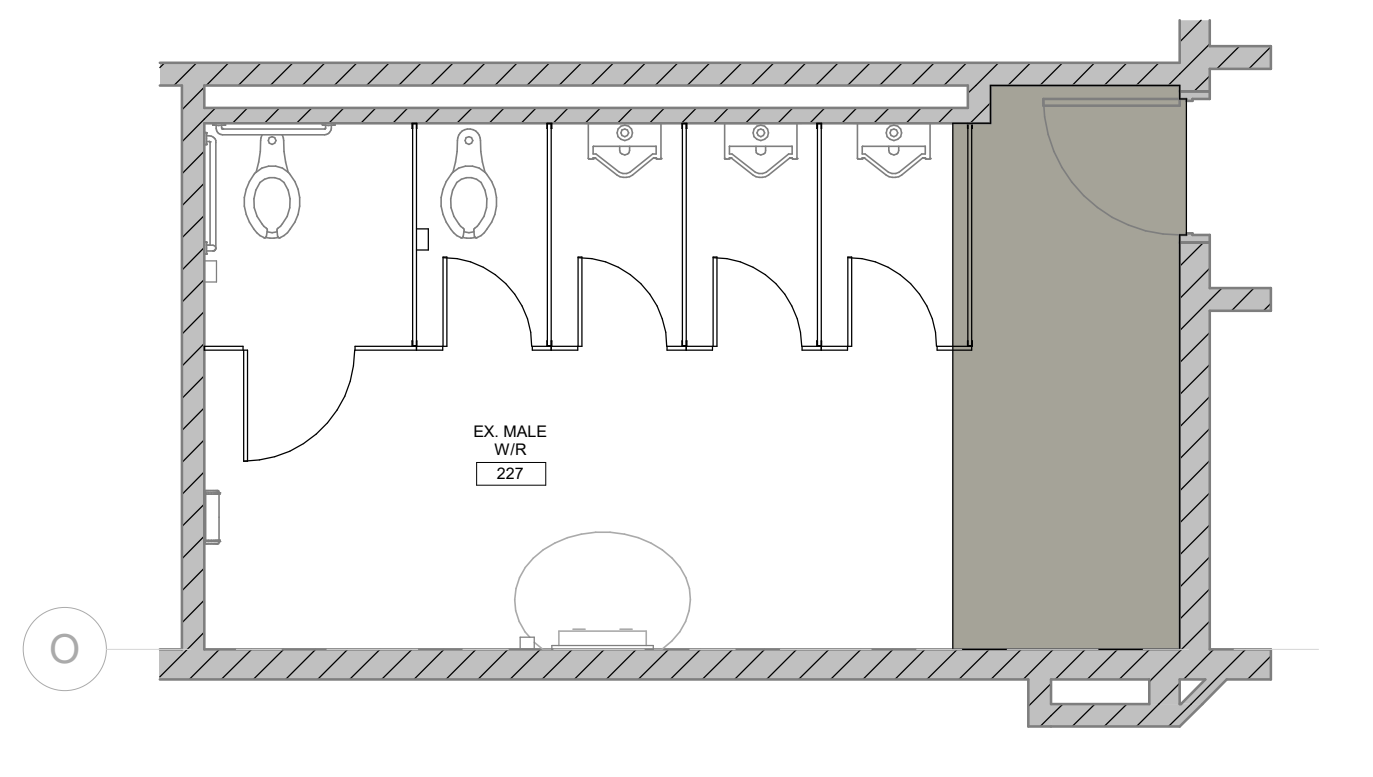
1 Enlarged Ex. Handicapped W.R. - Finish Plan
A600 1:50



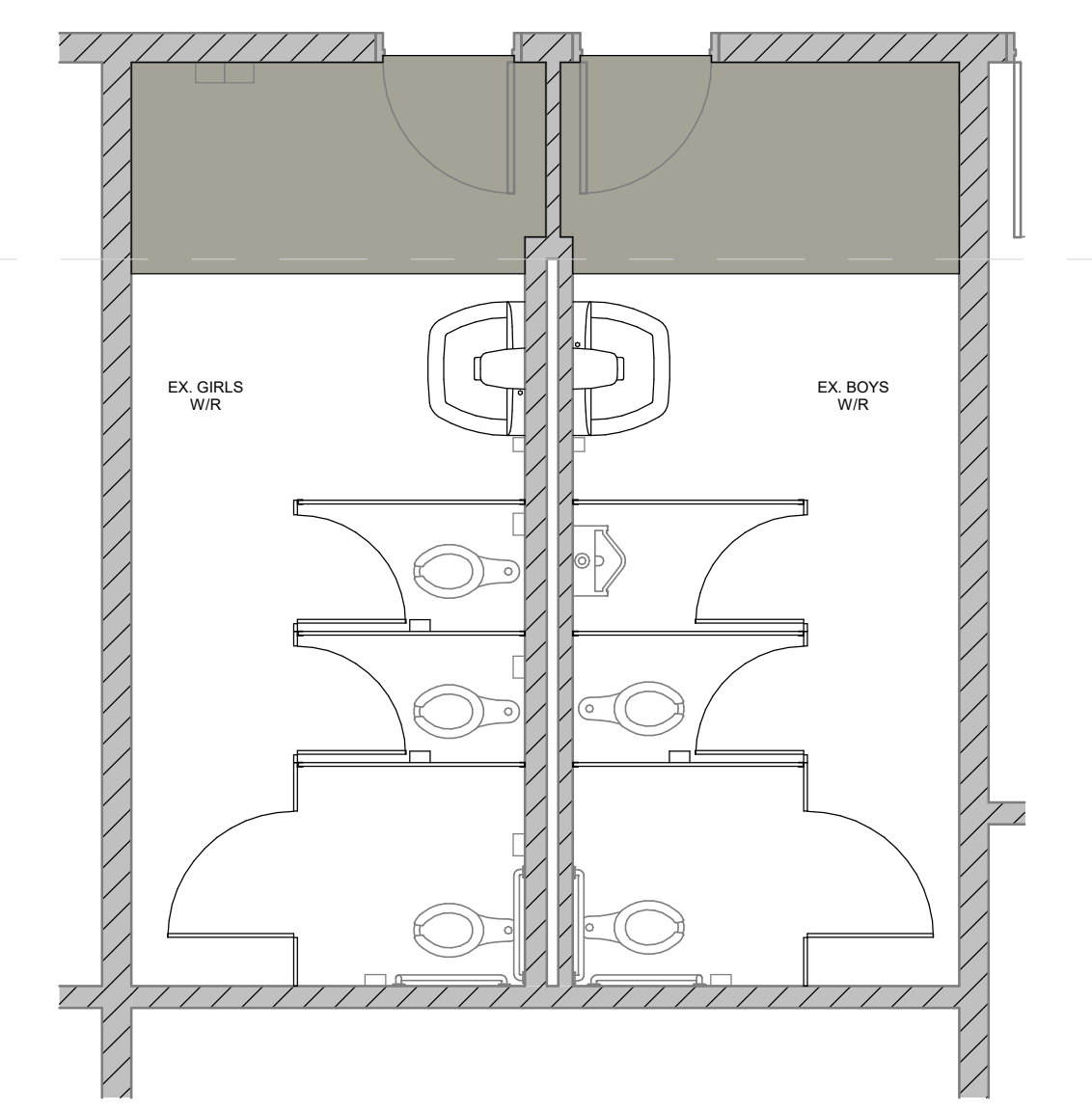
2 Level 1 - Existing Boy Gang Washroom - Finish Plan
A600 1:50



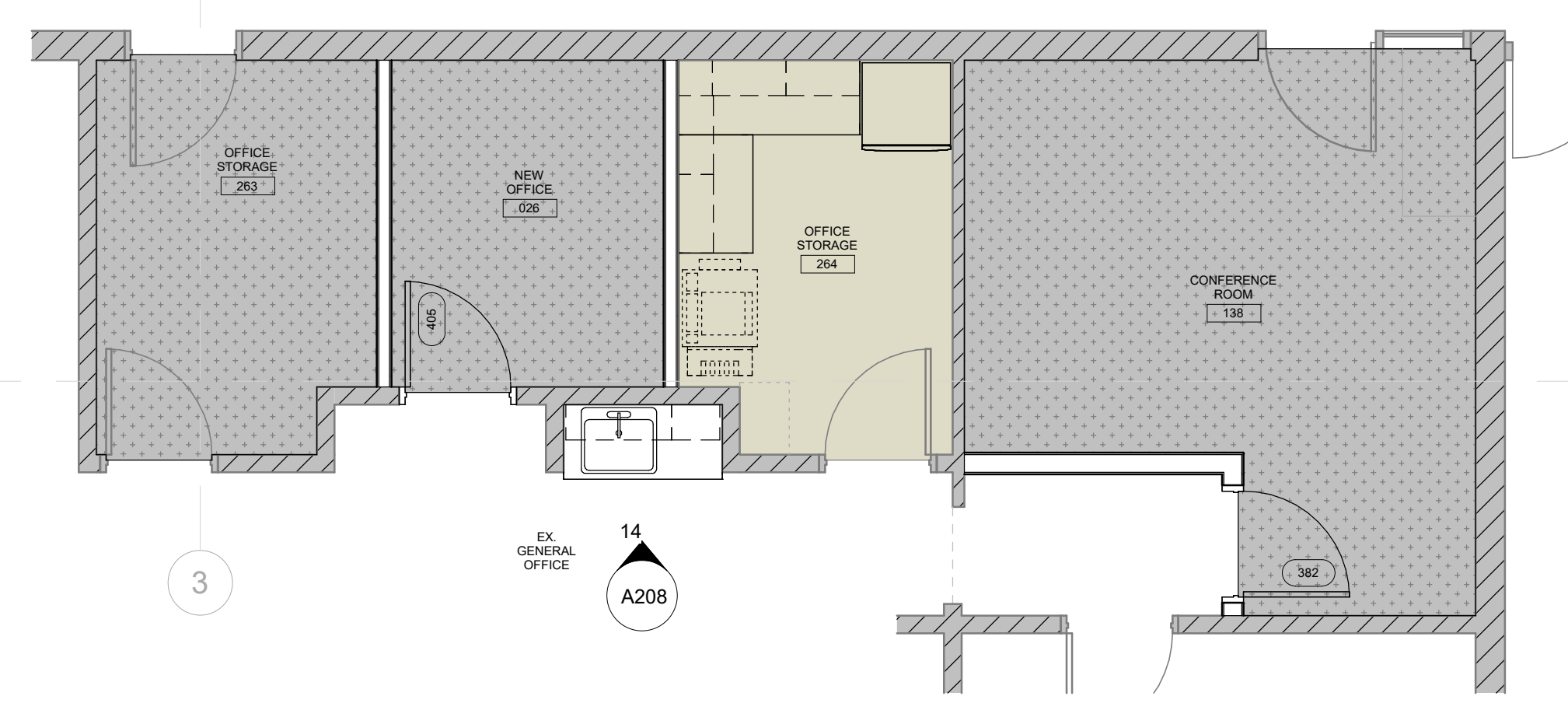
3 Level 1 - Existing Girls Gang Washroom - Finish Plan
A600 1:50



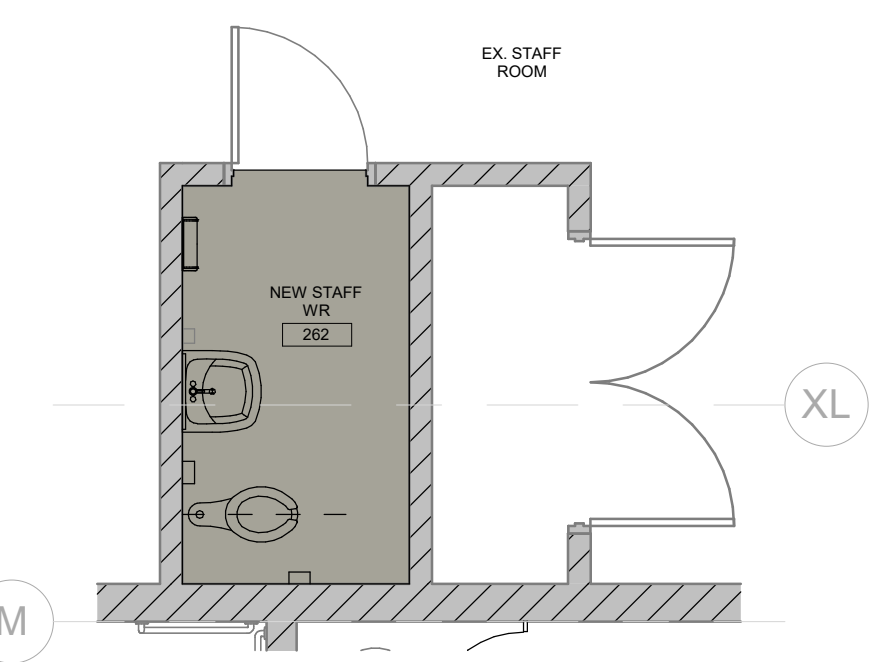
4 Level 2 - Existing Boys Gang Washroom Finish Plan
A600 1:50



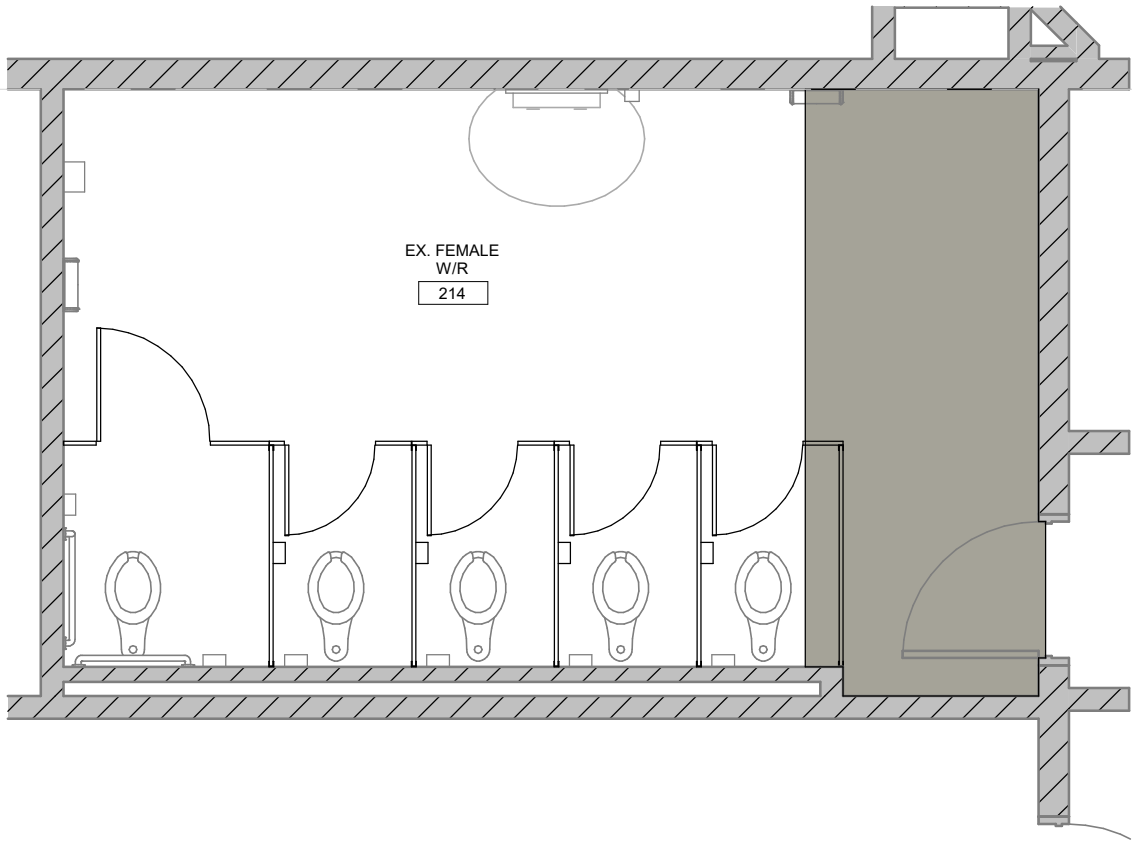
6 Level 1 - Existing Girls & Boys Washroom - Finish Plan
A600 1:50



8 Level 1 - Office Area - Finish Plans
A600 1:50



7 Level 1 - Staff Washroom - Finish Plan
A600 1:50




5 Level 2 - Existing Female Gang Washroom - Finish Plan
A600 1:50

FLOOR FINISHES	
T-1	CPT-1
VCT-1	RT-1

THESE PLANS ARE TO BE PRINTED IN COLOUR
LINE & PATTERN ON THESE DRAWINGS REPRESENT
THE CHANGE IN MATERIAL ONLY. REFER TO COLOUR
AND MATERIAL SCHEDULE FOR INSTALLATION
PATTERNS AND TRANSMITTAL.

No.	Revision	Date
2	Issued for Advertisement #1	2026_04_16
1	Issued Permit & Tender	2026_03_30



All dimensions to be checked and verified on the job by the Contractor. Any discrepancies are to be reported to the Consultant prior to action. Only the latest approved drawings to be used for construction in conformance with all applicable codes, by-laws and regulations. All drawings remain the property of the Consultant.
© Copyright Reserved.
These drawings and all that is represented herein are the exclusive property of Salter Pilon Architecture Inc. They may not be used or reproduced without written permission from Salter Pilon Architecture Inc.

salterpilon
architecture

151 Ferris Lane, Suite 400 Barrie, Ontario L4M 6C1
salterpilon.com t: 705-737-3530

Project Information		
ST. DAVID CSS RENOVATIONS		
4 High St. Waterloo, ON, N2L 3X5		
For Waterloo Catholic District School Board		
Drawing Title Room Finish Schedule & Plans		
Date	Project No	Drawing No
2026_04_16	25029	A600
Drawn by	Scale	
KM, AL	As indicated	

C:\Users\McCallum\Documents\2026_VCD5B_Si David CSS Renovs_B24_Central_Innocentium_CEV7.rvt
2026-04-16 10:14:44 AM