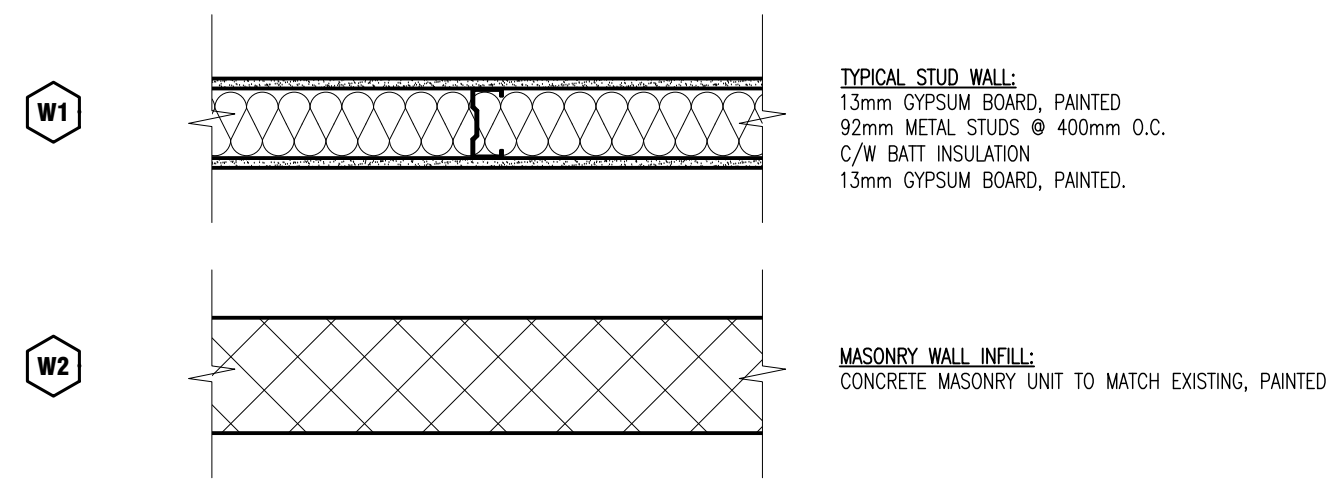


# WALL SCHEDULE

## WALL SCHEDULE NOTES:

- 1) THIS SHEET IS TO BE READ IN CONJUNCTION WITH ALL OTHER SHEETS TO GIVE THE COMPLETE SCOPE OF WORK.
- 2) REPORT ANY DISCREPANCIES BETWEEN THE NOTED CONSTRUCTION & WALL SECTIONS WITH ARCHITECT PRIOR TO CONSTRUCTION START.
- 3) PROVIDE SHOP DRAWINGS c/w ENGINEER STAMP FOR STRUCTURAL STEEL STUDS & CONNECTION DETAILS.
- 4) ALL PARTITION WALLS AROUND OFFICES ARE TO BE FILLED WITH ACOUSTIC BLANKET BATT INSULATION.
- 5) REFER TO STRUCTURAL DRAWINGS FOR WALL FRAMING SCHEDULE.



# GENERAL NOTES

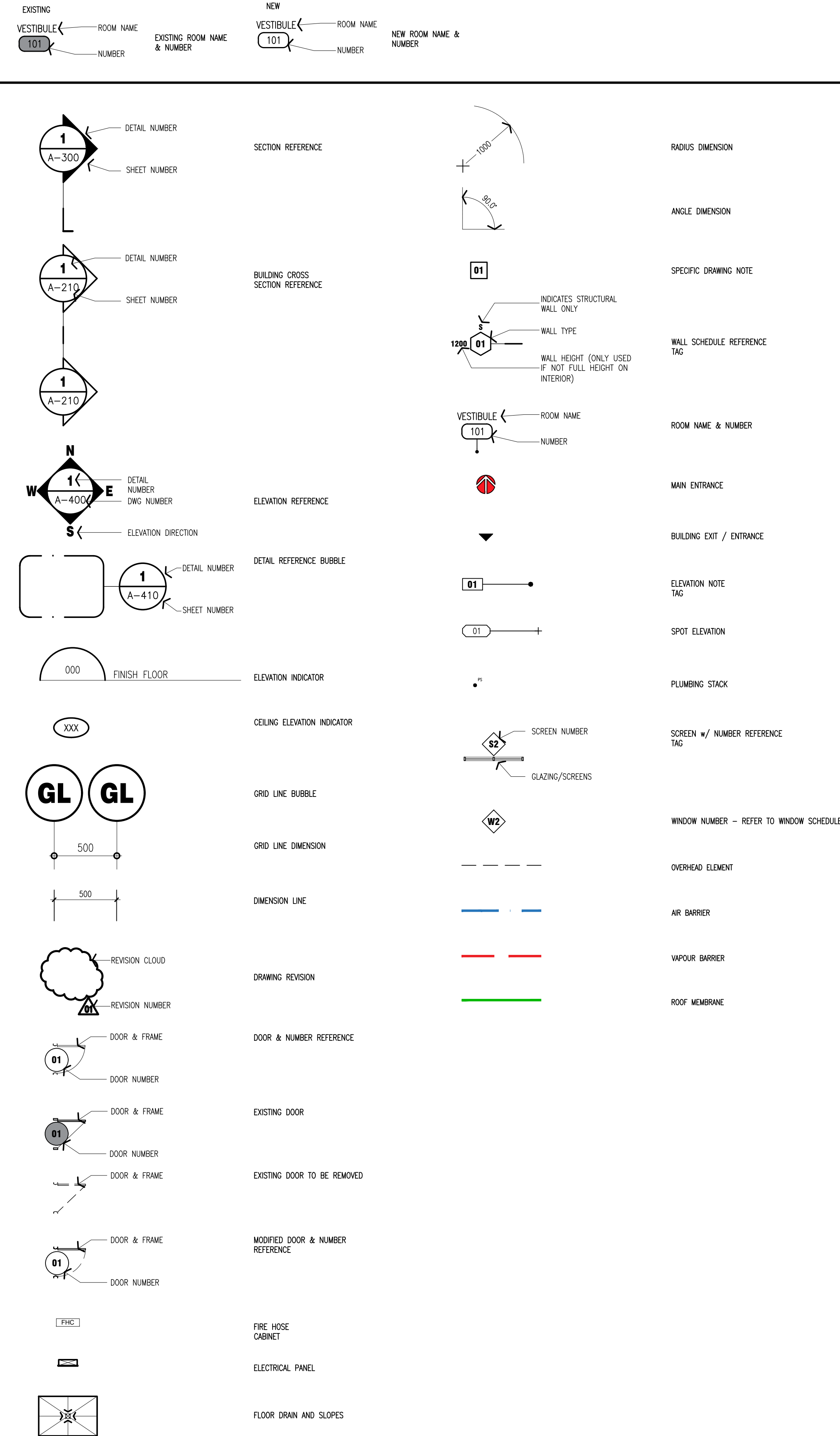
1. ALL DIMENSIONS ARE TO THE FINISHED SURFACES UNLESS NOTED OTHERWISE.
2. DO NOT SCALE DRAWINGS - USE DIMENSIONS.
3. ALL CONSTRUCTION IS NEW UNLESS OTHERWISE NOTED.
4. CONTRACTOR MUST VERIFY ALL DIMENSIONS AND BE RESPONSIBLE FOR SAME. REPORT ANY ERRORS OR OMISSIONS TO THE ARCHITECT IN WRITING PRIOR TO COMMENCING WORK. PRINTS ARE NOT TO BE SCALED.
5. ALL CONSTRUCTION SHALL BE IN COMPLIANCE WITH CURRENT BUILDING CODE AND WITH ALL OTHER CODES, ORDINANCES AND REQUIREMENTS HAVING JURISDICTION.
6. ALL WORK RELATING TO THIS CONSTRUCTION SHALL COMPLY WITH THE PROVINCIAL MINISTRY OF LABOUR, THE OCCUPATIONAL HEALTH AND SAFETY STANDARDS AND ALL RELATED LOCAL BUILDING CODES AND ORDINANCES.
7. DRAWINGS ARE TO BE READ IN CONJUNCTION WITH ALL OTHER ARCHITECTURAL, MECHANICAL & ELECTRICAL DRAWINGS FOR A COMPLETE SCOPE OF WORK.
8. INFORMATION SHOWN HEREIN ARE BASED ON PREVIOUS RECORDS & DRAWINGS. THE ACCURACY OF THIS DATA HAS BEEN MODERATELY VERIFIED WITH FRAGMENTARY DIMENSIONS WHERE POSSIBLE.
9. PATTERNS OF HATCHING ARE GRAPHIC REPRESENTATIONS ONLY. THEY DO NOT REPRESENT TILE PLACEMENT OR COURSING.
10. IT IS THE GENERAL CONTRACTORS RESPONSIBILITY TO REMOVE, STORE & RELOCATE / REINSTALL ALL FIXED IN PLACE MILLWORK, EQUIPMENT ETC. IN AREAS OF WORK. THE GENERAL CONTRACTOR WILL PATCH, REPAIR OR REPLACE ANY DAMAGED ITEMS, UNDER HIS RESPONSIBILITY AS A CONSEQUENCE OF IMPROPER STORAGE OR HANDLING, AT HIS OWN EXPENSE. THE GENERAL CONTRACTOR SHALL CO-ORDINATE WITH THE SCHOOL BOARD WHEN THE ITEMS, UNDER HIS RESPONSIBILITY, SHALL BE REINSTALLED AT WHICH TIME AN INSPECTION FOR DAMAGE SHALL BE CONDUCTED BY THE SCHOOL BOARD.
11. CRACKING IN CONCRETE SLAB NOT RELATED TO TRANSITIONS OR SAWCUTTING ARE TO BE CLEANED OUT, INFILLED & LEVELLED SMOOTH. GRIND SMOOTH, INFILL AND PATCH LOCATIONS OF SAWCUTS OR TRANSITION JOINTS & COLUMNS ISOLATION JOINTS TO MAKE TRANSITION IMPERCEPTIBLE IN PREPARATION OF INSTALLATION. GENERAL CONTRACTOR TO SITE CONFIRM LOCATIONS.
12. LEVEL SLAB AREAS AFTER ANY REMOVALS WHICH MAY HAVE DIFFERENT ELEVATIONS.
13. WHERE FLOORING IS BEING REMOVED, GRIND SMOOTH EXISTING CONCRETE FLOOR SLAB TO REMOVE ANY REMNANT ADHESIVE, MORTAR ETC. & MAKE READY TO RECEIVE NEW FLOOR FINISHES.
14. ADJUST AS REQUIRED ALL DRAINS AND CLEAN-OUTS TO SUIT NEW FLOORING ELEVATION; NEATLY CUT FLOORING AROUND CLEAN-OUTS.
15. "MAKE GOOD" SHALL BE DEFINED AS, WHEN THE WORK IS COMPLETED ALL FINISHES, MATERIALS & SURFACES ARE TO RESEMBLE A NEW INSTALLATION. THIS WILL INCLUDE INFILLING, PATCHING & SANDING. THIS WILL BE APPLIED TO ALL AREAS WHERE DEMOLITION OR REMOVAL OCCURS & TO ANY SURFACES DAMAGED THROUGH THE COURSE OF CONSTRUCTION - PATCHING IS THE REPAIRING OF ALL MATERIALS, SURFACES & FINISHES WHICH SHALL MATCH THE ADJACENT FINISHES & COLOURS UNLESS OTHERWISE NOTED. WHERE RE-PAINING IS REQUIRED, THE ENTIRE SURFACE PLAN SHALL ALSO BE PAINTED.
16. ALL MECHANICAL & ELECTRICAL SERVICES RELATED TO EQUIPMENT, MILLWORK, REMOVALS, RELOCATIONS & DEMOLITIONS SHALL BE DISCONNECTED & CAPPED BENEATH THE FINISHED FLOOR LEVEL. MAKE GOOD ALL SLAB OPENINGS AS REQUIRED & MAKE READY TO ACCEPT NEW FINISHES. REFER TO MECHANICAL AND ELECTRICAL DRAWINGS FOR A COMPLETE SCOPE OF WORK.

# DEMOLITION NOTES

1. SELECTIVE DEMOLITION OF WALLS AND CEILINGS AS REQUIRED TO ACCOMMODATE INSTALLATION OF STRUCTURAL, MECHANICAL AND ELECTRICAL ROUGH-INS AND EQUIPMENT.
2. ALL EXISTING FURNITURE, EQUIPMENT, DESKS, ARTWORK, AND WALL MOUNTED BOARDS IN OFFICES, CORRIDOR, AND MAIN LIBRARY AREA WILL BE REMOVED BY SCHOOL BOARD PRIOR TO DEMOLITION AND CONSTRUCTION.
3. EXISTING WOOD STAGE, AND ASSOCIATED CARPET FLOORING, SHALL BE REMOVED COMPLETED. GENERAL CONTRACTOR IS RESPONSIBLE FOR PATCHING, REPAIRING AND MAKING GOOD EXISTING WALLS, GRIND, SMOOTH AND LEVEL SLAB PRIOR TO PAINTING AND INSTALLATION OF NEW FLOORING.

# TYPICAL GRAPHIC SYMBOLS

## GREY TONE REPRESENTS EXISTING



# PROJECT TEAM



**CLIENT**  
 WATERLOO REGION DISTRICT SCHOOL BOARD

CONTACT: ROBERT PERKO  
 51 ARDELT AVE  
 KITCHENER, ONTARIO  
 PHONE: 519-465-0362



**ARCHITECTURAL**  
 BJC architects + assoc. inc.  
 CONTACT: MR. BARRY R. JOHNSON  
 R.R.#2 8016 HIGHWAY #7,  
 GUELPH, ON N1H 6H8  
 PHONE: 519-822-7390  
 FAX: 519-822-5881



**MECHANICAL & ELECTRICAL**  
 SAB ENGINEERING INC.  
 CONTACT: MS. GABRIELA STRACHUN  
 ADDRESS: 588 EDWARD AVE UNIT 25  
 CITY: RICHMOND HILL, ONTARIO  
 PHONE: 905-787-8885  
 FAX: 905-787-8771

## NOTE 1:

THESE DRAWINGS ARE PREPARED WITH THE USE OF LINE TYPES, HATCH PATTERNS, COLOURS, AND NUMERICALLY DESIGNATED NOTES. COLLECTIVELY THESE REPRESENT THE FULL SCOPE OF WORK, WITH THE INTENT TO PROVIDE CLARITY. NOT ALL ITEMS MAY BE INDIVIDUALLY NOTED IF ANYTHING IS AMBIGUOUS THE GENERAL CONTRACTOR IS TO ASK FOR CLARIFICATION AT THE TIME OF TENDER. FAILURE TO DO SO WILL LEAVE THE INTERPRETATION OF THE DRAWINGS TO THE ARCHITECT. THIS NOTE APPLIES TO ALL DRAWINGS.

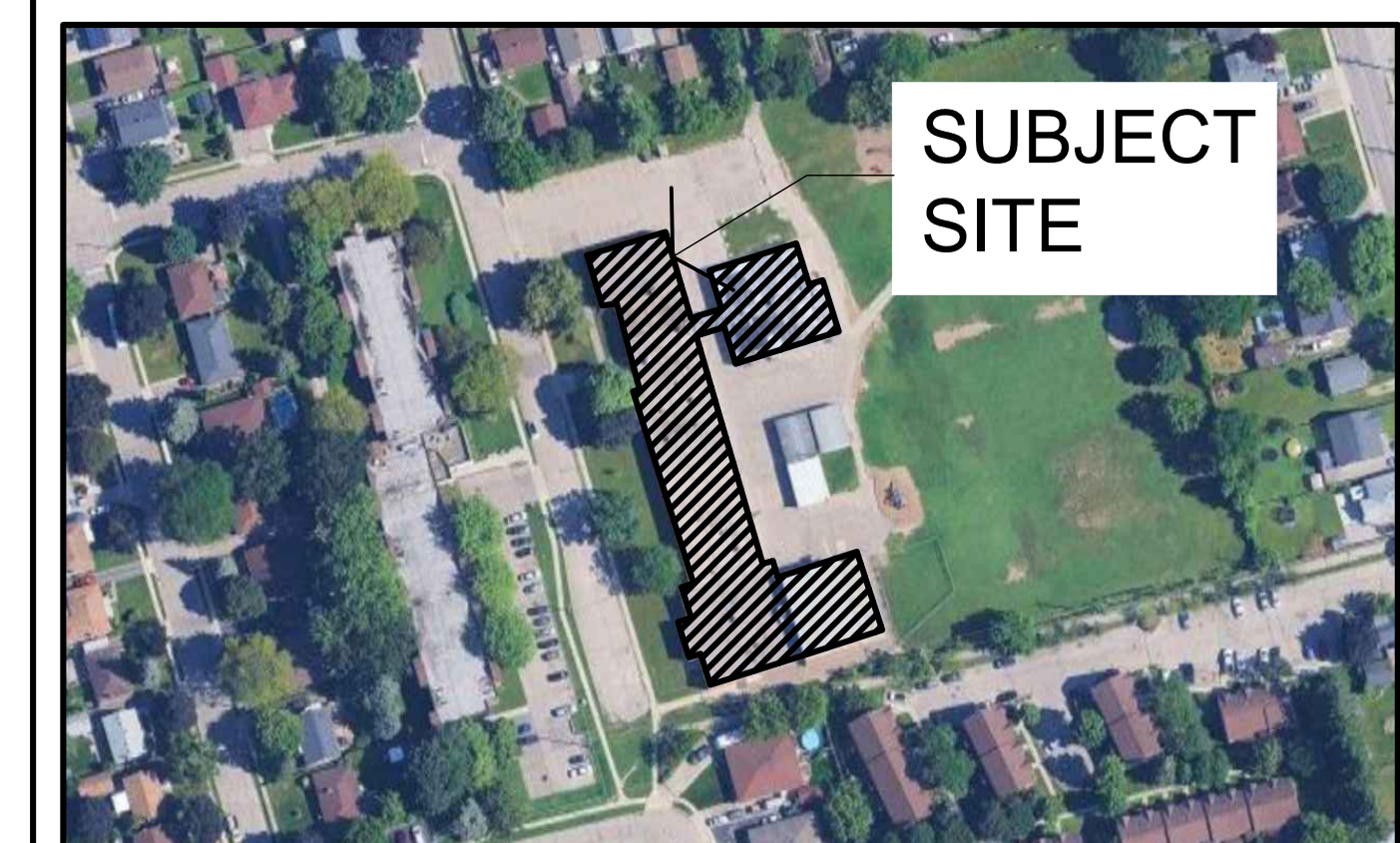
## NOTE 2:

THIS DRAWING CONTAINS THE USE OF COLOUR TO BETTER ILLUSTRATE AND DESCRIBE THE INTENT OF THE DRAWING BY HIGHLIGHTING LINE TYPES, HATCH PATTERNS, TEXT, DIMENSIONS, OR TONES. IT IS MANDATORY THAT THIS DRAWING BE PRINTED IN COLOUR FOR ITS USE. FAILURE TO DO SO WILL NOT RESULT IN ANY COMPENSATION FOR COSTS OR TIME LOST BY THE GC OR HIS/HER SUBTRADE DUE TO OMISSIONS, ERRORS, OR MISUNDERSTANDING OF THE FULL SCOPE OF THE WORK.

# ABBREVIATIONS

A/C TILE - ACOUSTIC TILE	G.C. - GENERAL CONTRACTOR	FLYWD. - FLYWOOD
ADJ. - ADJUSTABLE	GLAZ. - GLAZING	PREFIN. - PRE-FINISHED
A.H.J. - AUTHORITY HAVING JURISDICTION	GWB. - GYPSUM WALL BOARD	RD. - ROOF DRAIN
B.F. - BARRIER FREE	GA. - GAGE	REQ'D. - REQUIRED
BLK. - BLOCK	H.M. - HOLLOW METAL	REINF. - REINFORCED
BD. - BOARD	HD/SLR - HARDENER & SEALER	SIM. - SIMILAR
BLDG. - BUILDING	HORIZ. - HORIZONTAL, HORIZONTALLY	SS. - STAINLESS STEEL
CLG. - CEILING	HT. - HEIGHT	STL. - STEEL
CT. - CERAMIC TILE	INCL. - INCLUDING	STRUCT'L - STRUCTURAL
c/w - COMPLETE WITH	JT. - JOINT	SUSP. - SUSPENDED
COORD. - COORDINATE	MAX. - MAXIMUM	T.O.S. - TOP OF SLAB
DEMO. - DEMOLISH, DEMOLITION	MECH. - MECHANICAL	TYP. - TYPICAL
DN. - DOWN	MIN. - MINIMUM	u/s - UNDERSIDE
DWG. - DRAWING	MNTD. - MOUNTED	UNLESS NOTED OTHERWISE
EA. - EACH	MGT. - MOUNTING	V.B. - VAPOUR BARRIER
ELECT. - ELECTRICAL	MTL. - METAL	V.C.T. - VINYL COMPOSITION TILE
EQ. - EQUIVALENT, OR EQUAL	MEZZ. - MEZZANINE	VERT. - VERTICAL, VERTICALLY
EQUIPM. - EQUIPMENT	N/A - NOT APPLICABLE	W.W.F. - WELDED WIRE FABRIC
EXST. - EXISTING	N.I.C. - NOT IN CONTRACT	w/ - WITH
E.J. - EXPANSION JOINT	N.R. - NOT REQUIRED	WD. - WOOD
F.D. - FLOOR DRAIN	O.C. - ON CENTRE	
FFE. - FINISHED FLOOR ELEVATION	O.D. - OUTSIDE DIAMETER	
FIN. - FINISHED	PTD. - PAINTED	
FLR. - FLOOR	PART. - PARTIAL	
GALV. - GALVANIZED	P. LAM. - PLASTIC LAMINATE	

# KEY PLAN



**NOTE:**  
 This drawing and all associated documentation are the confidential property of BJC architects + assoc. inc. and must be returned upon request. Any duplication, reuse, revision and/or distribution in part or whole without the prior written authorization of BJC architects + assoc. inc. is strictly prohibited. Each contractor will check and verify all dimensions and report all errors and omissions to the design professional whose seal is affixed to this drawing. Do not scale this drawing.  
 The information and material herein reflect the best judgement of BJC architects + assoc. inc. in light of the information available to them at the time of preparation of these documents. Any use which a third party makes of these documents, or any reliance on or decisions to be made based on them, is the sole responsibility of such third party. BJC architects + assoc. inc. accepts no responsibility for damages, if any, suffered by any third party as a result of decisions made or actions based on these documents @ BJC architects + assoc. inc. 2026.

01	ISSUED FOR TENDER	2026.03.24
No.	REVISIONS	date
PROJECT NORTH		TRUE NORTH
scale		AS NOTED

	drawn	VA
	last worked on by	NUB
	checked	
	print date	2026.XX.XX



client  
**WATERLOO REGION DISTRICT SCHOOL BOARD**

51 ARDELT AVENUE  
 KITCHENER ONTARIO

project  
**CHALMERS PUBLIC SCHOOL RENOVATION**

35 CHALMERS STREET SOUTH  
 CAMBRIDGE ONTARIO

drawing title  
**GENERAL NOTES & INDEX**

reference	
project no.	client reference number
25-104	
sheet no.	

**A - 001**

NOTE:  
 This drawing and all associated documentation are the confidential property of BJC architects + assoc. inc. and must be returned upon request. Any duplication, reuse, revision and/or distribution in part or whole without the prior written authorization of BJC architects + assoc. inc. is strictly prohibited. Each contractor will check and verify all dimensions and report all errors and omissions to the design professional whose seal is affixed to this drawing. Do not scale this drawing.  
 The information and material herein reflect the best judgement of BJC architects + assoc. inc. in light of the information available to them at the time of preparation of these documents. Any use which a third party makes of these documents, or any reliance on or decisions to be made based on them, is the sole responsibility of such third party. BJC architects + assoc. inc. accepts no responsibility for damages, if any, suffered by any third party as a result of decisions made or actions based on these documents © BJC architects + assoc. inc. 2026.

01	ISSUED FOR TENDER	2026.03.24
No.	REVISIONS	date
PROJECT NORTH		TRUE NORTH
		AS NOTED

	drawn	DE
	last worked on by	NUJB
	checked	B.R.J.
	print date	2026.XX.XX



client  
**WATERLOO REGION DISTRICT SCHOOL BOARD**  
 51 ARDELT AVENUE KITCHENER ONTARIO

project  
**CHALMERS PUBLIC SCHOOL RENOVATION**  
 35 CHALMERS STREET SOUTH CAMBRIDGE ONTARIO

drawing title  
**OVERALL FLOOR PLAN & OBC MATRIX**

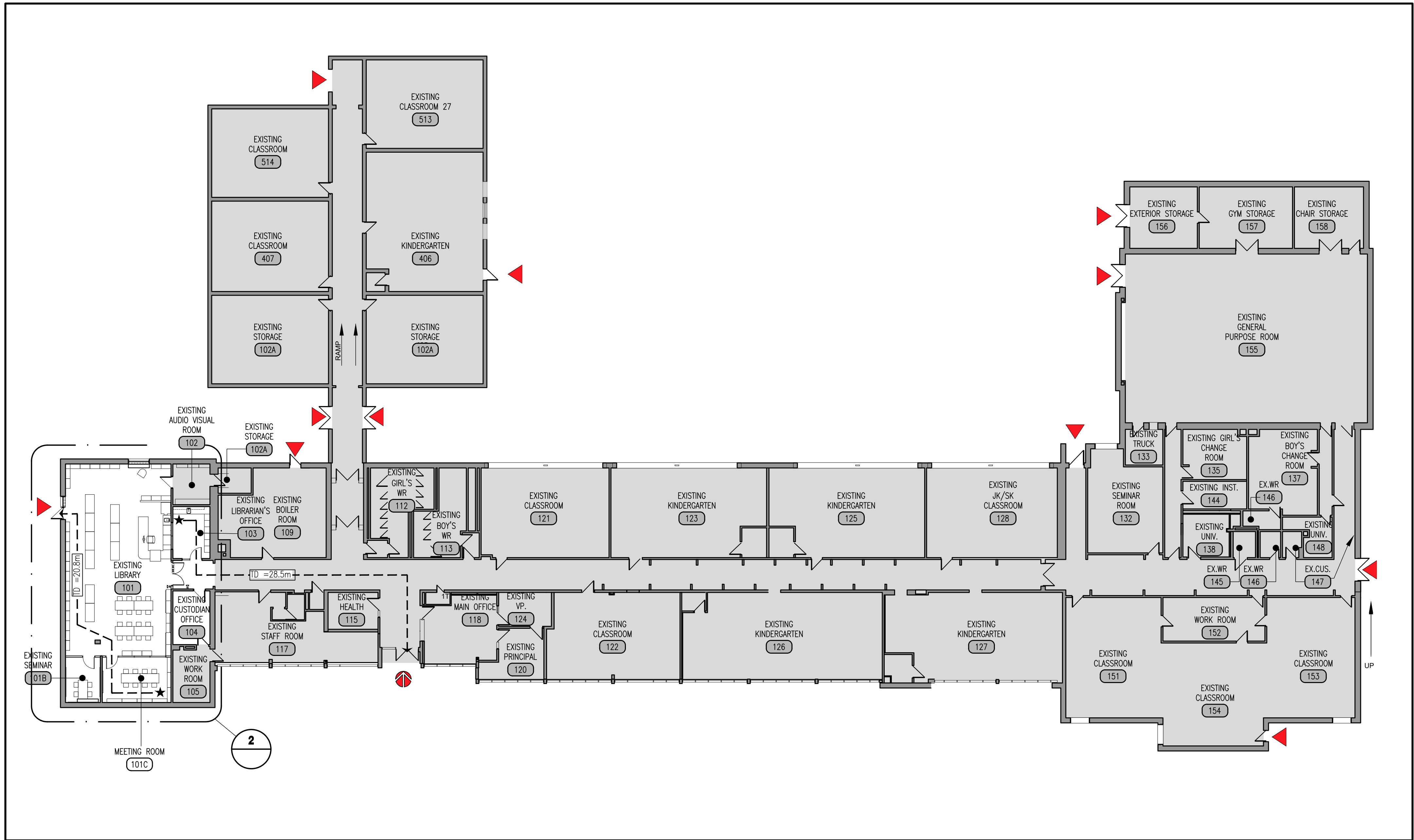
reference	project no.	client reference number
	25-104	
	sheet no.	
	<b>A-00201</b>	

**LEGEND**

- APPROXIMATE AREA NOT IN CONTRACT SCOPE.
- END OF TRAVEL.
- FURTHEST POINT OF TRAVEL.
- TRAVEL DISTANCE.

**PART 11 - A2 OCCUPANCY**

ITEM	2024 ONTARIO BUILDING CODE	O.B.C. REFERENCE
11.2	EXISTING BUILDING CLASSIFICATION: CHANGE IN MAJOR OCCUPANCY: <input type="checkbox"/> YES <input checked="" type="checkbox"/> NOT APPLICABLE (no change of major occupancy) CONSTRUCTION INDEX: N/A - NO CHANGE IN MAJOR HAZARD INDEX: N/A - NO CHANGE IN MAJOR IMPORTANCE CATEGORY: <input type="checkbox"/> LOW <input type="checkbox"/> NORMAL <input type="checkbox"/> HIGH <input type="checkbox"/> POST-DISASTER	10.1.1.2, 11.2.1.1, TABLE 11.2.1.1A, 2.3.1. & 5.2.2.1(2)
11.3	ALTERATIONS TO EXISTING BUILDING IS: <input checked="" type="checkbox"/> BASIC RENOVATION <input type="checkbox"/> EXTENSIVE RENOVATION	11.3.3.1. & 11.3.3.2.
11.4	REDUCTION IN PERFORMANCE LEVEL: STRUCTURAL: <input type="checkbox"/> NO <input checked="" type="checkbox"/> YES BY INCREASE IN OCCUPANT LOAD: <input type="checkbox"/> NO <input checked="" type="checkbox"/> YES BY CHANGE OF MAJOR OCCUPANCY: <input type="checkbox"/> NO <input checked="" type="checkbox"/> YES PLUMBING: <input type="checkbox"/> NO <input checked="" type="checkbox"/> YES SEWAGE-SYSTEM: <input type="checkbox"/> NO <input checked="" type="checkbox"/> YES EXTENSION OF BUILDINGS OF COMBUSTIBLE CONSTRUCTION: <input type="checkbox"/> NO <input checked="" type="checkbox"/> YES	11.4.2.1, 11.4.2.2, 11.4.2.3, 11.4.2.4, 11.4.2.5, 11.4.2.6
11.5	COMPENSATING CONSTRUCTION: <input checked="" type="checkbox"/> NO <input type="checkbox"/> YES STRUCTURAL: <input type="checkbox"/> NO <input checked="" type="checkbox"/> YES INCREASE IN OCCUPANT LOAD: <input type="checkbox"/> NO <input checked="" type="checkbox"/> YES CHANGE OF MAJOR OCCUPANCY: <input type="checkbox"/> NO <input checked="" type="checkbox"/> YES PLUMBING: <input type="checkbox"/> NO <input checked="" type="checkbox"/> YES SEWAGE-SYSTEM: <input type="checkbox"/> NO <input checked="" type="checkbox"/> YES EXTENSION OF BUILDINGS OF COMBUSTIBLE CONSTRUCTION: <input type="checkbox"/> NO <input checked="" type="checkbox"/> YES	11.4.3.1, 11.4.3.2, 11.4.3.3, 11.4.3.4, 11.4.3.5, 11.4.3.6, 11.4.3.7
11.6	COMPLIANCE ALTERNATIVES PROPOSED: NO <input type="checkbox"/> YES <input checked="" type="checkbox"/>	11.5.1.
11.7	ALTERNATIVE MEASURES PROPOSED: NO <input type="checkbox"/> YES <input checked="" type="checkbox"/>	(a) 1.2.1.1. & (b) 2.1.



**1 TRAVEL DISTANCE PLAN**  
 scale: 1 : 200



NOTE: This drawing and all associated documentation are the confidential property of BJC architects + assoc. inc. and must be returned upon request. Any duplication, reuse, revision and/or distribution in part or whole without the prior written authorization of BJC architects + assoc. inc. is strictly prohibited. Each contractor will check and verify all dimensions and report all errors and omissions to the design professional whose seal is affixed to this drawing. Do not scale this drawing. The information and material herein reflect the best judgement of BJC architects + assoc. inc. in light of the information available to them at the time of preparation of these documents. Any use which a third party makes of these documents, or any reliance on or decisions to be made based on them, is the sole responsibility of such third party. BJC architects + assoc. inc. accepts no responsibility for damages, if any, suffered by any third party as a result of decisions made or actions based on these documents © BJC architects + assoc. inc. 2026.

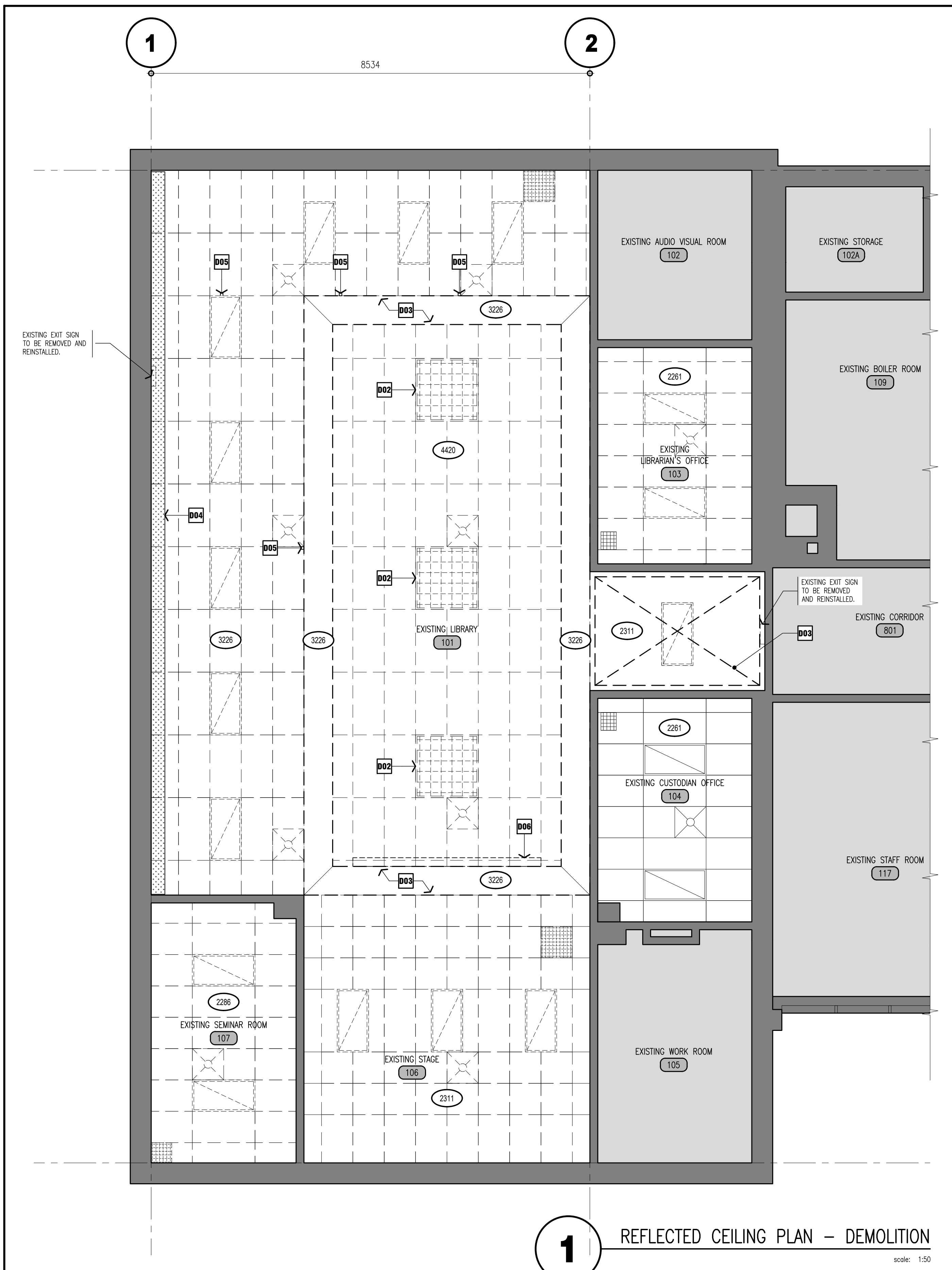
01	ISSUED FOR TENDER	2026.03.24
No.	REVISIONS	date
PROJECT NORTH		TRUE NORTH
		AS NOTED

	drawn	VA
	last worked on by	2026.03.08 VA
	checked	B.R.J.
	print date	2026.XX.XX



client  
**WATERLOO REGION DISTRICT SCHOOL BOARD**  
 51 ARDELT AVENUE KITCHENER ONTARIO  
 project  
**CHALMERS PUBLIC SCHOOL RENOVATION**  
 35 CHALMERS STREET SOUTH CAMBRIDGE ONTARIO

drawing title  
**REFLECTED CEILING PLANS - DEMO & RENOVATION**  
 reference  
 project no. 25-104 client reference number  
 sheet no. **A-11101**



**1** REFLECTED CEILING PLAN - DEMOLITION  
 scale: 1:50

- |   |  |
|---|--|
| <p><b>GENERAL NOTES</b></p> <ol style="list-style-type: none"> <li>CONTRACTOR MUST VERIFY ALL DIMENSIONS AND BE RESPONSIBLE FOR THE SAME. REPORT ANY ERRORS OR OMISSIONS TO THE ARCHITECT IN WRITING PRIOR TO COMMENCING WITH THE WORK. PRINTS ARE NOT TO BE SCALED.</li> <li>THIS DRAWING IS TO BE READ IN CONJUNCTION WITH ALL OTHER ARCHITECTURAL, CIVIL, LANDSCAPE, STRUCTURAL, MECHANICAL &amp; ELECTRICAL DRAWINGS FOR A COMPLETE SCOPE OF WORK.</li> <li>SELECTIVE DEMOLITION OF WALLS AND CEILINGS AS REQUIRED TO ACCOMMODATE INSTALLATION OF STRUCTURAL, MECHANICAL AND ELECTRICAL ROUGH-INS AND EQUIPMENT.</li> <li>COORDINATE WITH MECHANICAL FOR THE PROTECTION OF EXISTING SPRINKLER SYSTEM DURING THE DEMOLITION AND REMOVAL OF CEILINGS. REFER TO MECHANICAL DRAWINGS.</li> <li>ALL EXISTING FURNITURE, EQUIPMENT, DESKS, ARTWORK, AND WALL MOUNTED BOARDS WILL BE REMOVED BY SCHOOL BOARD PRIOR TO DEMOLITION AND CONSTRUCTION.</li> <li>REFER TO MECHANICAL DEMO DRAWINGS FOR SCOPE OF PIPES REMAINING AND BEING REMOVED.</li> </ol> | <p><b>DEMOLITION NOTES:</b></p> <ul style="list-style-type: none"> <li>D01 RESERVED.</li> <li>D02 EXISTING LIGHTS TO BE REMOVED.</li> <li>D03 EXISTING GYPSUM BOARD CEILING AND FRAMING TO BE REMOVED.</li> <li>D04 EXISTING RADIATOR TO REMAIN AND TO BE PAINTED.</li> <li>D05 EXISTING POWER POST TO BE REMOVED.</li> <li>D06 EXISTING PROJECTOR SCREENS TO BE REMOVED AND RELOCATED.</li> </ul> |
|---|--|



**2** REFLECTED CEILING PLAN - RENOVATION  
 scale: 1:50

- |   |   |
|---|---|
| <p><b>LEGEND</b></p> <ul style="list-style-type: none"> <li>XXXXX CEILING ELEVATION MARKER ABOVE FINISHED LEVEL.</li> <li>NEW ACOUSTIC TILE CEILING &amp; EXISTING GRID SYSTEM.</li> <li>LIGHT FIXTURE. (REFER TO ELECTRICAL DRAWINGS).</li> <li>MECHANICAL GRILLES &amp; DIFFUSERS. (REFER TO MECHANICAL DRAWINGS).</li> <li>NEW GYPSUM BOARD CEILING.</li> <li>NEW SUSPENDED ACOUSTIC PANEL.</li> </ul> | <p><b>RENOVATION NOTES</b></p> <ul style="list-style-type: none"> <li>01 NEW GYPSUM CEILING AND/OR BULKHEAD.</li> <li>02 EXISTING CEILING GRID AND ACOUSTIC CEILING TILES TO REMAIN.</li> <li>03 EXISTING RADIATOR TO REMAIN AND TO BE PAINTED.</li> <li>04 REINSTALLED EXIT SIGN.</li> <li>05 RESERVED.</li> <li>06 RESERVED.</li> </ul> |
|---|---|

NOTE: This drawing and all associated documentation are the confidential property of BJC architects + assocs. inc. and must be returned upon request. Any duplication, reuse, revision and/or distribution in part or whole without the prior written authorization of BJC architects + assocs. inc. is strictly prohibited. Each contractor will check and verify all dimensions and report all errors and omissions to the design professional whose seal is affixed to this drawing. Do not scale this drawing. The information and material herein reflect the best judgement of BJC architects + assocs. inc. in light of the information available to them at the time of preparation of these documents. Any use which a third party makes of these documents, or any reliance on or decisions to be made based on them, is the sole responsibility of such third party. BJC architects + assocs. inc. accepts no responsibility for damages, if any, suffered by any third party as a result of decisions made or actions based on these documents © BJC architects + assocs. inc., 2026.

01	ISSUED FOR TENDER	2026.03.24
No.	REVISIONS	date

PROFESSIONAL ASSOCIATION OF ARCHITECTS OF ONTARIO  
 BARRY R. JOHNSON  
 LICENCE NO. 12345  
 DESIGN PROFESSIONAL

drawn by VA  
 last worked on by 2026.03.24 NUB  
 checked by B.R.J.  
 print date 2026.XX.XX



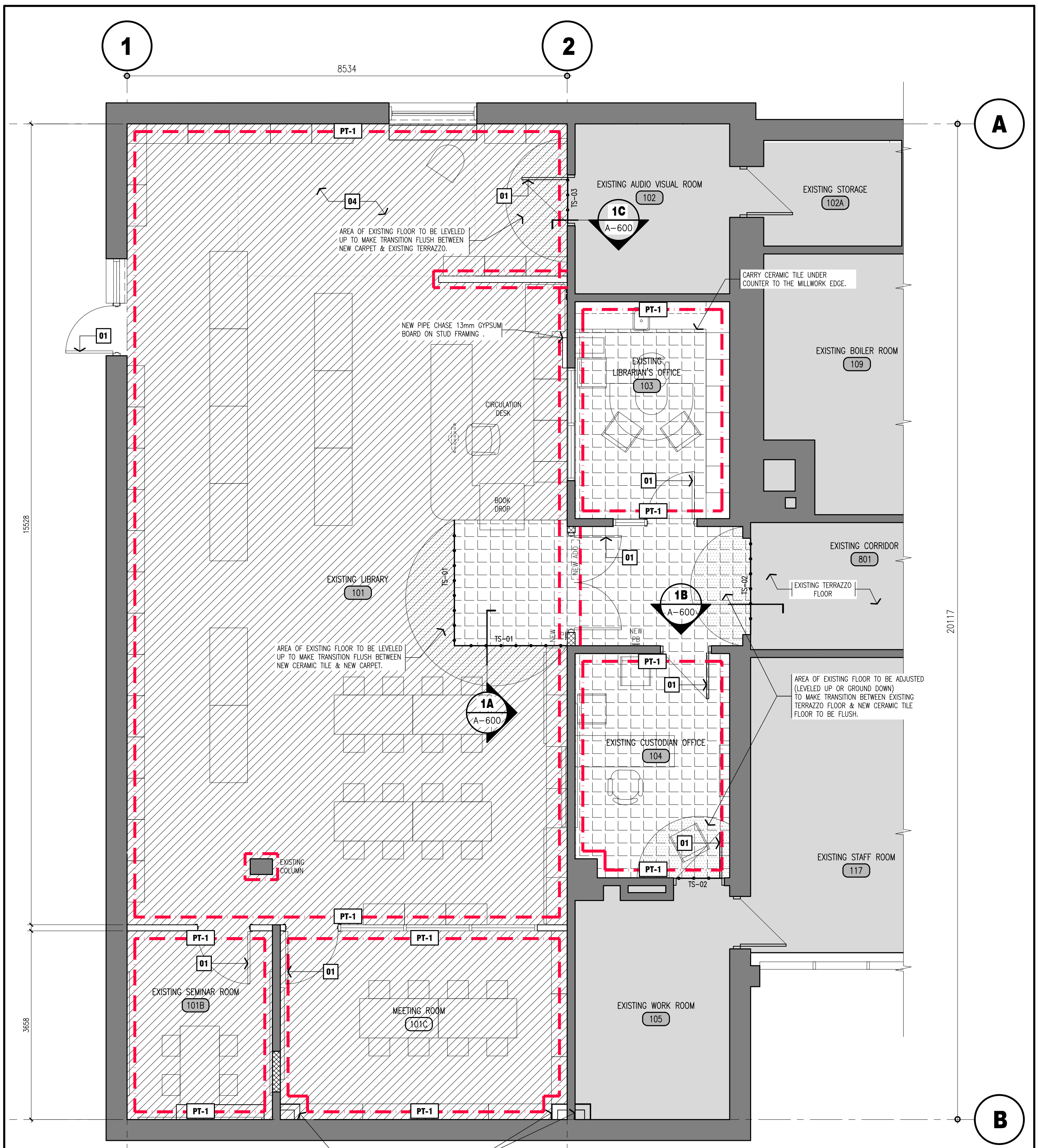
client  
**WATERLOO REGION DISTRICT SCHOOL BOARD**  
 51 ARDELT AVENUE KITCHENER ONTARIO

project  
**CHALMERS PUBLIC SCHOOL RENOVATION**  
 35 CHALMERS STREET SOUTH CAMBRIDGE ONTARIO

drawing title  
**FLOOR FINISH PLAN & DETAILS OF CEILING PANELS**

reference

project no. 25-104 client reference number  
 sheet no. **A-11201**



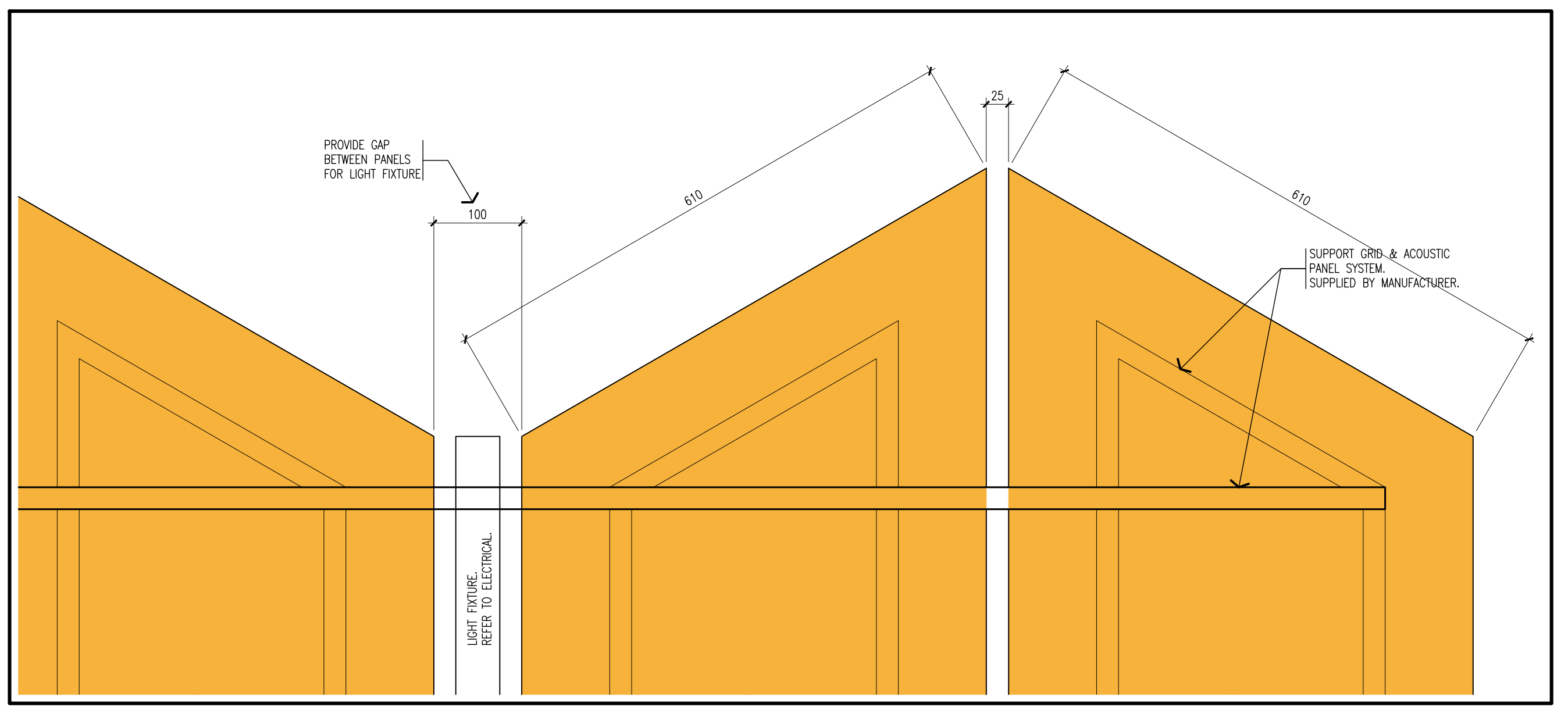
**4** FINISH FLOOR PLAN - RENOVATION scale: 1:50

**LEGEND**

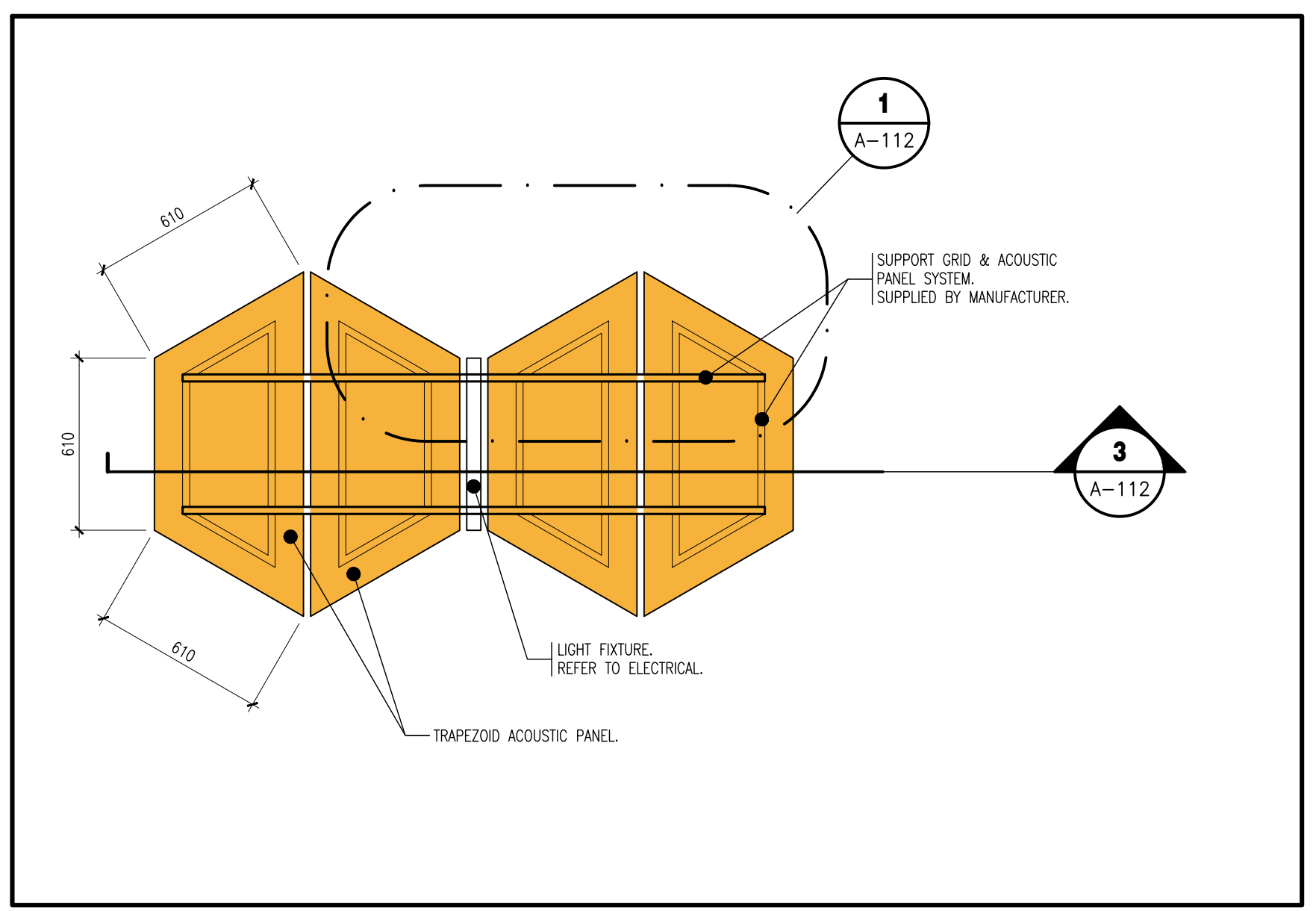
- AREA OF NEW CARPET c/w RUBBER WALL BASE. (CP-1)
- AREA OF NEW CERAMIC FLOOR TILE FLOORING c/w TILE WALL BASE. (CT-1)
- WALL PAINT FINISH. MANUFACTURER: BENJAMIN MOORE COLOUR: TBD
- TRANSITION STRIP.

**RENOVATION NOTES:**

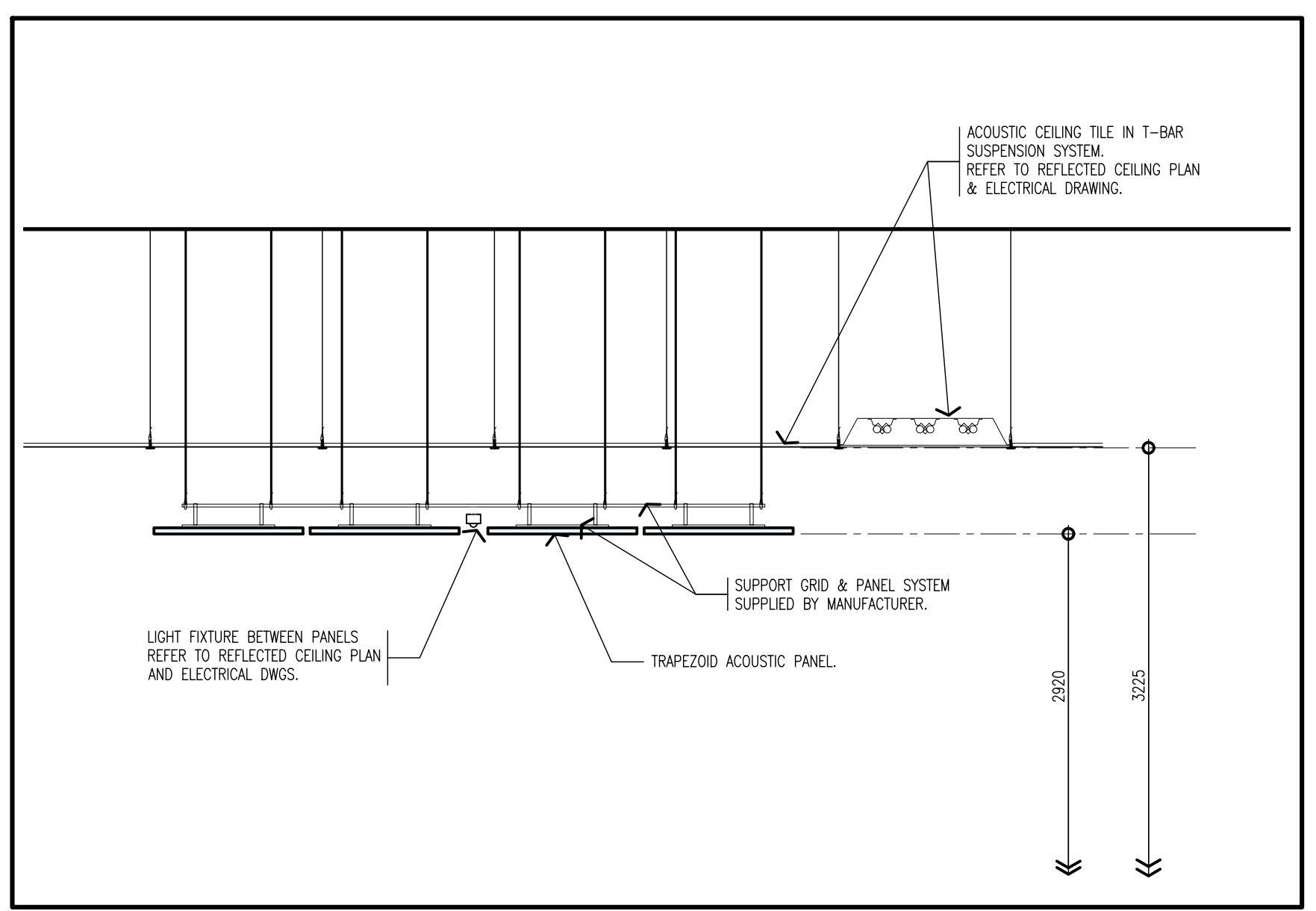
- 01 DOOR AND FRAME TO BE PAINTED. COLOUR: TBD
- 02 CARPET FLOOR FINISH c/w 100mm RUBBER WALL BASE. SUPPLIED AND INSTALLED BY GC.
- 03 CERAMIC TILE FLOOR FINISH c/w TILE WALL BASE. SUPPLIED AND INSTALLED BY GC.
- 04 CARPET OR RUG IN STORYTELLING SPACE.



**1** DETAIL AT DECORATIVE PANELS scale: 1:5



**2** DECORATIVE PANEL DETAIL scale: 1:20



**3** PANEL SECTION DETAIL scale: 1:20

**DRAWING NOTES**

**RENOVATION:**

- 01 NEW GYPSUM CEILING AND/OR BULKHEAD.
- 02 EXISTING CEILING GRID AND ACOUSTIC CEILING TILES TO REMAIN.
- 03 EXISTING RADIATOR TO REMAIN AND TO BE PAINTED.
- 04 REINSTALLED EXIT SIGN.
- 05 RESERVED.
- 06 RESERVED.
- 07 RESERVED.

**LEGEND**

- APPROXIMATE AREA NOT IN CONTRACT SCOPE.
- EXISTING WALL.
- ROOM NAME 101 ROOM NAME & NUMBER.
- EXISTING ROOM NAME & NUMBER.
- SECONDARY ENTRANCE/EXIT.
- CEILING ELEVATION MARKER ABOVE FINISHED LEVEL.
- NEW ACOUSTIC TILE CEILING & EXISTING GRID SYSTEM.
- LIGHT FIXTURE. (REFER TO ELECTRICAL DRAWINGS).
- MECHANICAL GRILLES & DIFFUSERS. (REFER TO MECHANICAL DRAWINGS).

NOTE:  
This drawing and all associated documentation are the confidential property of BJC architects + assoc. inc. and must be returned upon request. Any duplication, reuse, revision and/or distribution in part or whole without the prior written authorization of BJC architects + assoc. inc. is strictly prohibited. Each contractor will check and verify all dimensions and report all errors and omissions to the design professional whose seal is affixed to this drawing. Do not scale this drawing.  
The information and material herein reflect the best judgement of BJC architects + assoc. inc. in light of the information available to them at the time of preparation of these documents. Any use which a third party makes of these documents, or any reliance on or decisions to be made based on them, is the sole responsibility of such third party. BJC architects + assoc. inc. accepts no responsibility for damages, if any, suffered by any third party as a result of decisions made or actions based on these documents © BJC architects + assoc. inc. 2026.

No.	REVISIONS	date
01	ISSUED FOR TENDER	2026.03.24
scale AS NOTED		

 ARCHITECTS BARRY JOHNSON LICENCE 5834	drawn DE
	last worked on by 2026.03.24 NJB
	checked B.R.J.
	print date 2026.XX.XX



client  
**WATERLOO REGION  
DISTRICT SCHOOL  
BOARD**

51 ARDELT AVENUE  
KITCHENER ONTARIO

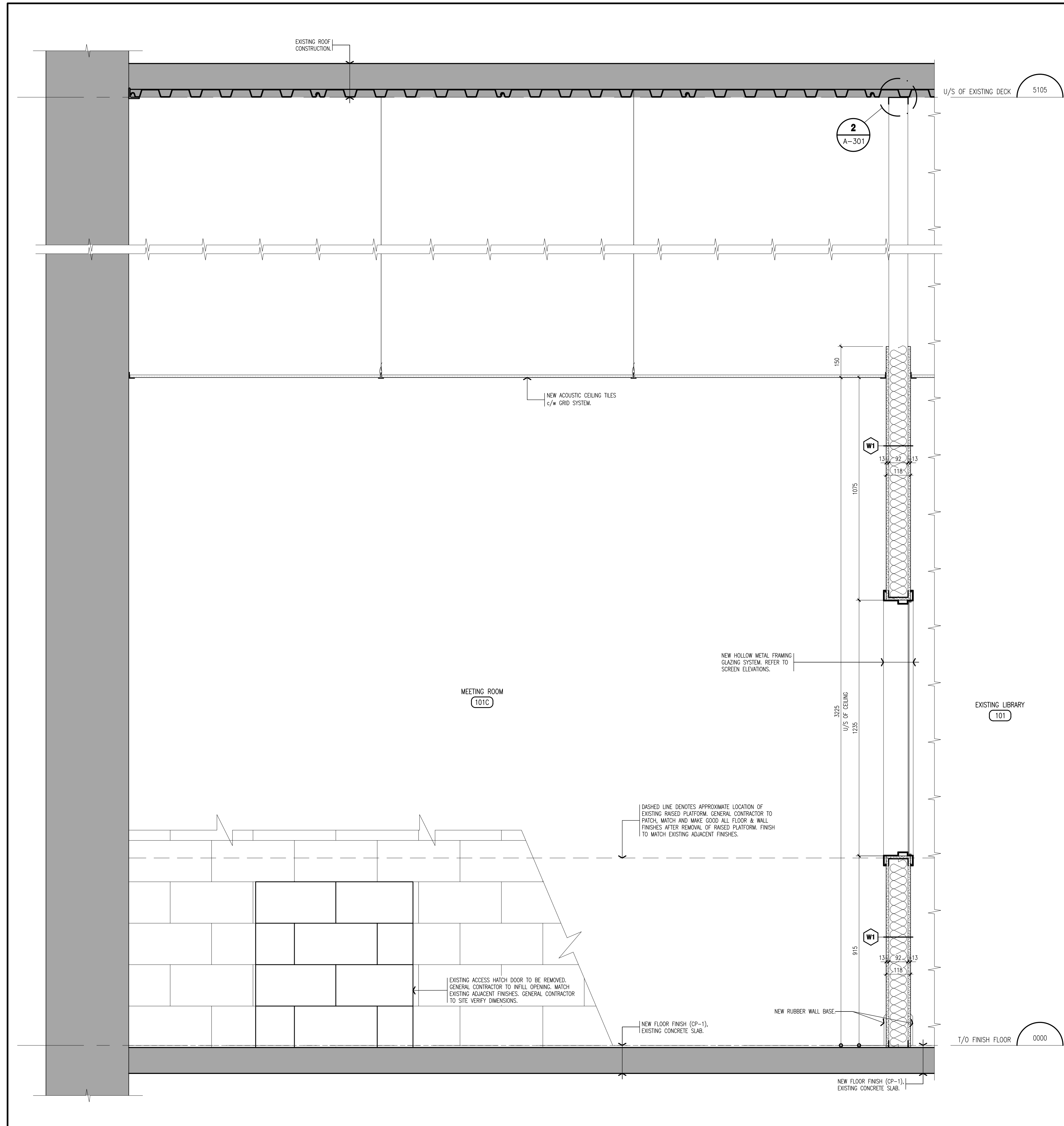
project  
**CHALMERS PUBLIC SCHOOL  
RENOVATION**

35 CHALMERS STREET SOUTH  
CAMBRIDGE ONTARIO

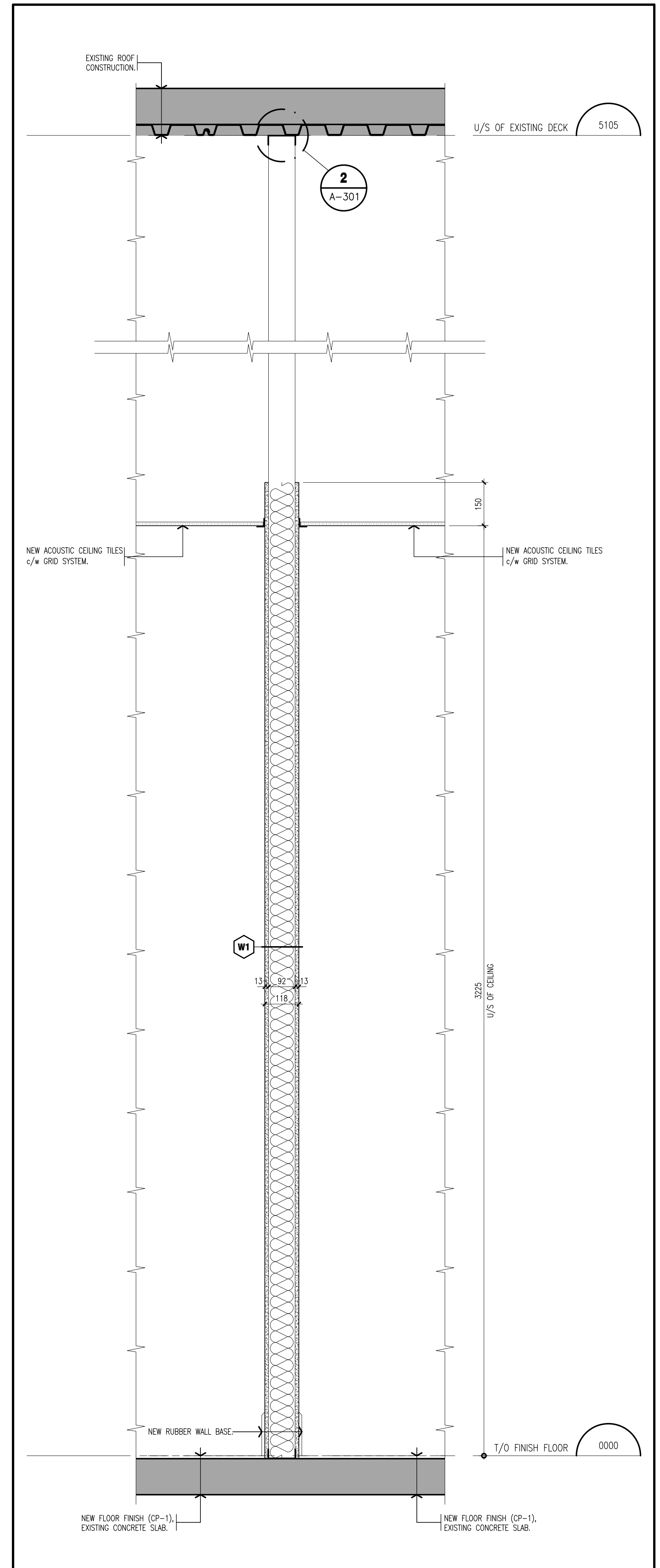
drawing title  
**WALL SECTIONS**

reference	project no. 25-104	client reference number
	sheet no.	

**A - 300 01**

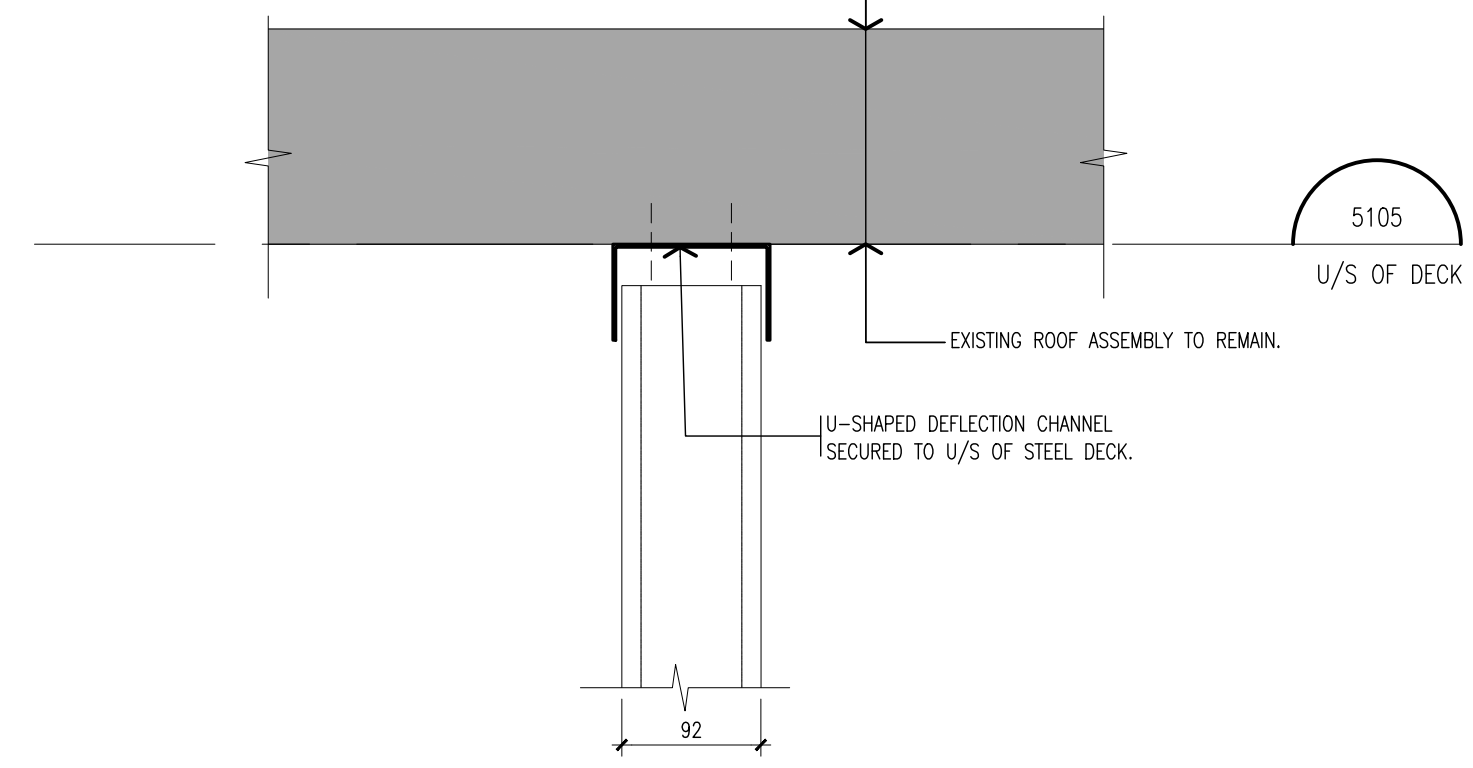


**1** SECTION THROUGH NEW WINDOW IN MEETING ROOM  
scale: 1:10

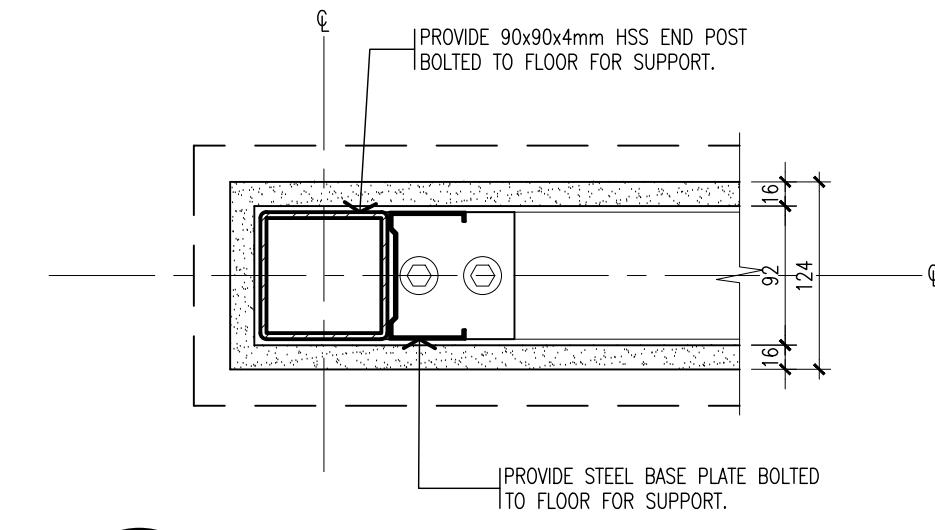


**2** TYPICAL WALL SECTION THROUGH GYPSUM BOARD PARTITION  
scale: 1:10

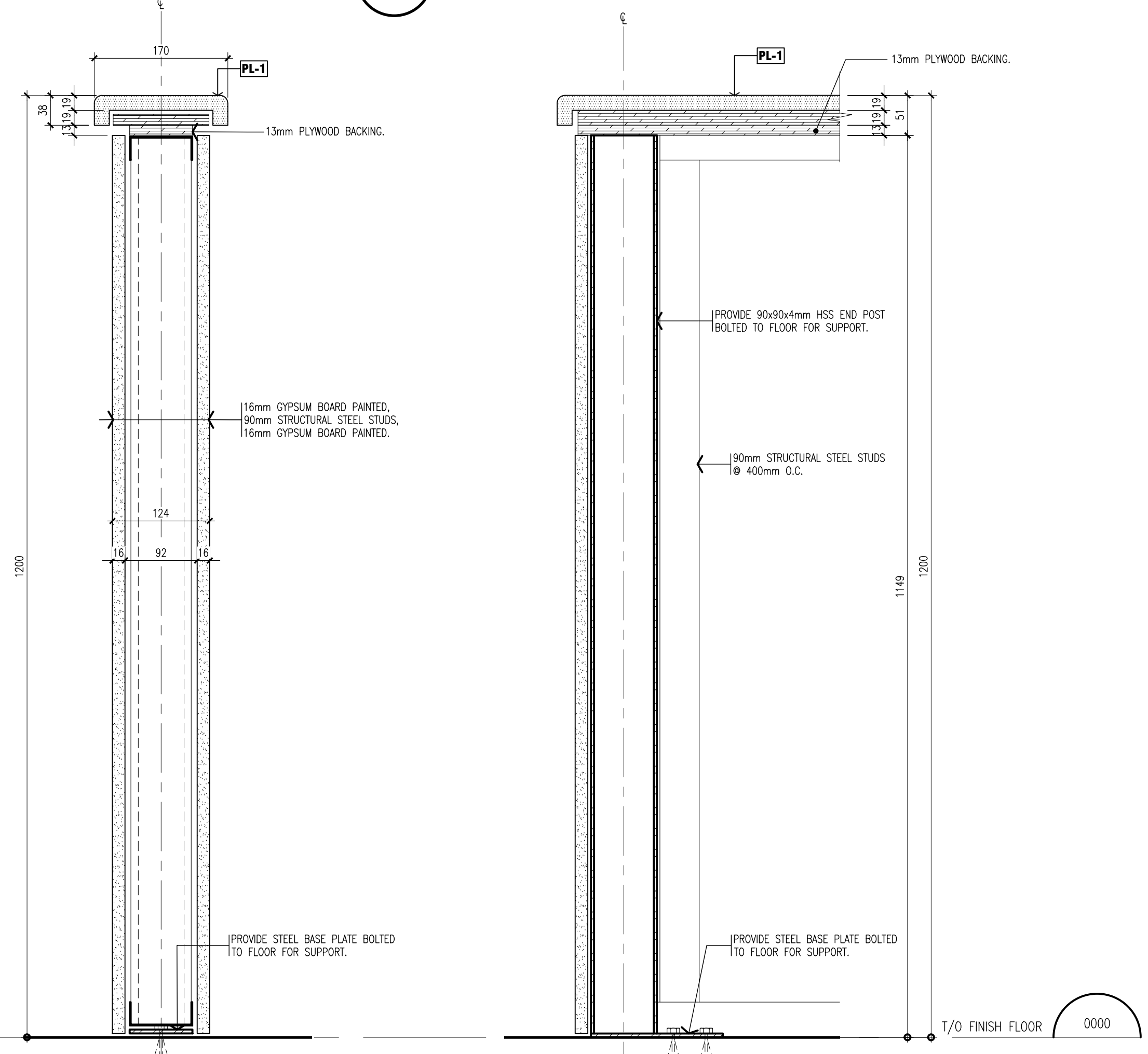
NOTE:  
This drawing and all associated documentation are the confidential property of BJC architects + assoc. inc. and must be returned upon request. Any duplication, reuse, revision and/or distribution in part or whole without the prior written authorization of BJC architects + assoc. inc. is strictly prohibited. Each contractor will check and verify all dimensions and report all errors and omissions to the design professional whose seal is affixed to this drawing. Do not scale this drawing.  
The information and material herein reflect the best judgement of BJC architects + assoc. inc. in light of the information available to them at the time of preparation of these documents. Any use which a third party makes of these documents, or any reliance on or decisions to be made based on them, is the sole responsibility of such third party. BJC architects + assoc. inc. accepts no responsibility for damages, if any, suffered by any third party as a result of decisions made or actions based on these documents © BJC architects + assoc. inc. 2026.



**2** TYPICAL DEFLECTION TRACK DETAIL  
scale: 1:5

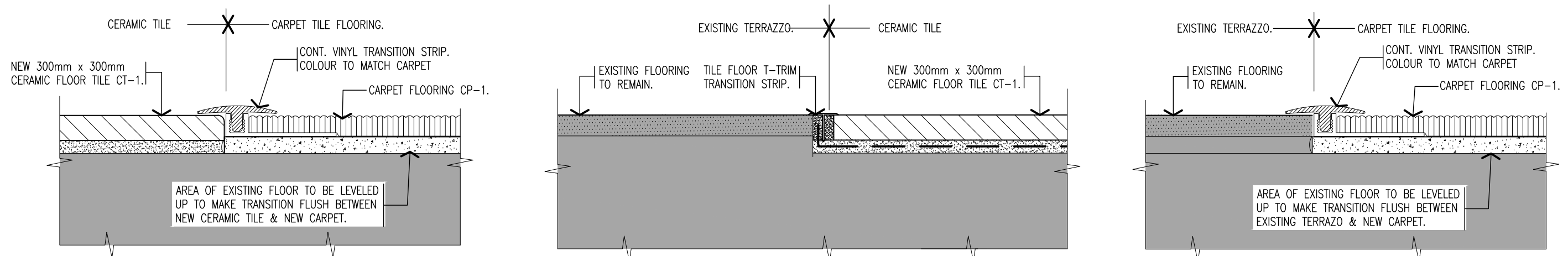


**A** PLAN DETAIL



**B** SECTION DETAIL  
**C** SECTION DETAIL OF STEEL ANGLE SUPPORT  
T/O FINISH FLOOR 0000

**4** KNEE WALL DETAILS  
scale: 1:5



**A** CERAMIC TILE TO CARPET TS-01  
**B** EXISTING TERRAZZO TO CERAMIC TILE TS-02  
**C** EXISTING TERRAZZO TO CARPET TS-03

**3** FLOORING TRANSITION STRIP DETAILS  
scale: 1:2

01	ISSUED FOR TENDER	2026.03.24
No.	REVISIONS	date
		scale AS NOTED

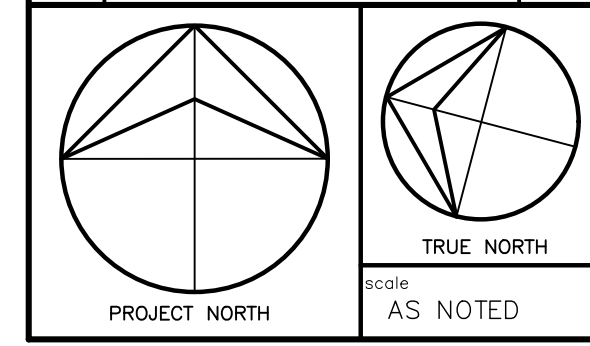
	drawn	DE
	last worked on by	2026.03.11 NJB
	checked	B.R.J.
	print date	2026.XX.XX

client  
**WATERLOO REGION DISTRICT SCHOOL BOARD**  
51 ARDELT AVENUE KITCHENER ONTARIO  
project  
**CHALMERS PUBLIC SCHOOL RENOVATION**  
35 CHALMERS STREET SOUTH CAMBRIDGE ONTARIO

drawing title  
**WALL SECTIONS & DETAILS**  
reference  
project no. 25-104 client reference number  
sheet no. **A-30101**

NOTE:  
This drawing and all associated documentation are the confidential property of BJC architects + assoc. inc. and must be returned upon request. Any duplication, reuse, revision and/or distribution in part or whole without the prior written authorization of BJC architects + assoc. inc. is strictly prohibited. Each contractor will check and verify all dimensions and report all errors and omissions to the design professional whose seal is affixed to this drawing. Do not scale this drawing.  
The information and material herein reflect the best judgement of BJC architects + assoc. inc. in light of the information available to them at the time of preparation of these documents. Any use which a third party makes of these documents, or any reliance on or decisions to be made based on them, is the sole responsibility of such third party. BJC architects + assoc. inc. accepts no responsibility for damages, if any, suffered by any third party as a result of decisions made or actions based on these documents © BJC architects + assoc. inc. 2026.

01	ISSUED FOR TENDER	2026.03.24
No.	REVISIONS	date



	drawn	VA
	last worked on by	VA
	checked	B.R.J.
	print date	2026.XX.XX
	scale	AS NOTED



client  
**WATERLOO REGION DISTRICT SCHOOL BOARD**

51 ARDELT AVENUE KITCHENER ONTARIO

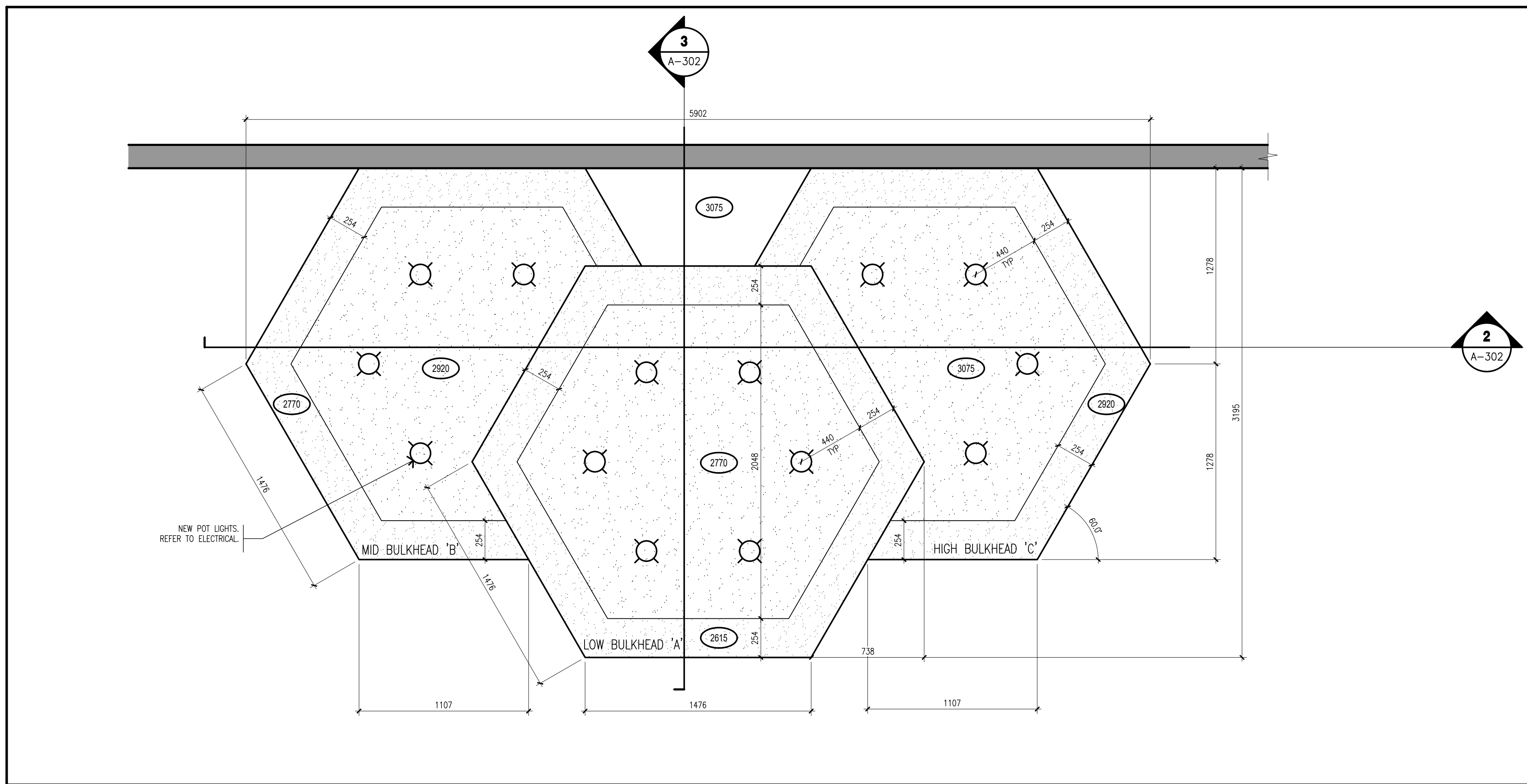
project  
**CHALMERS PUBLIC SCHOOL RENOVATION**

35 CHALMERS STREET SOUTH CAMBRIDGE ONTARIO

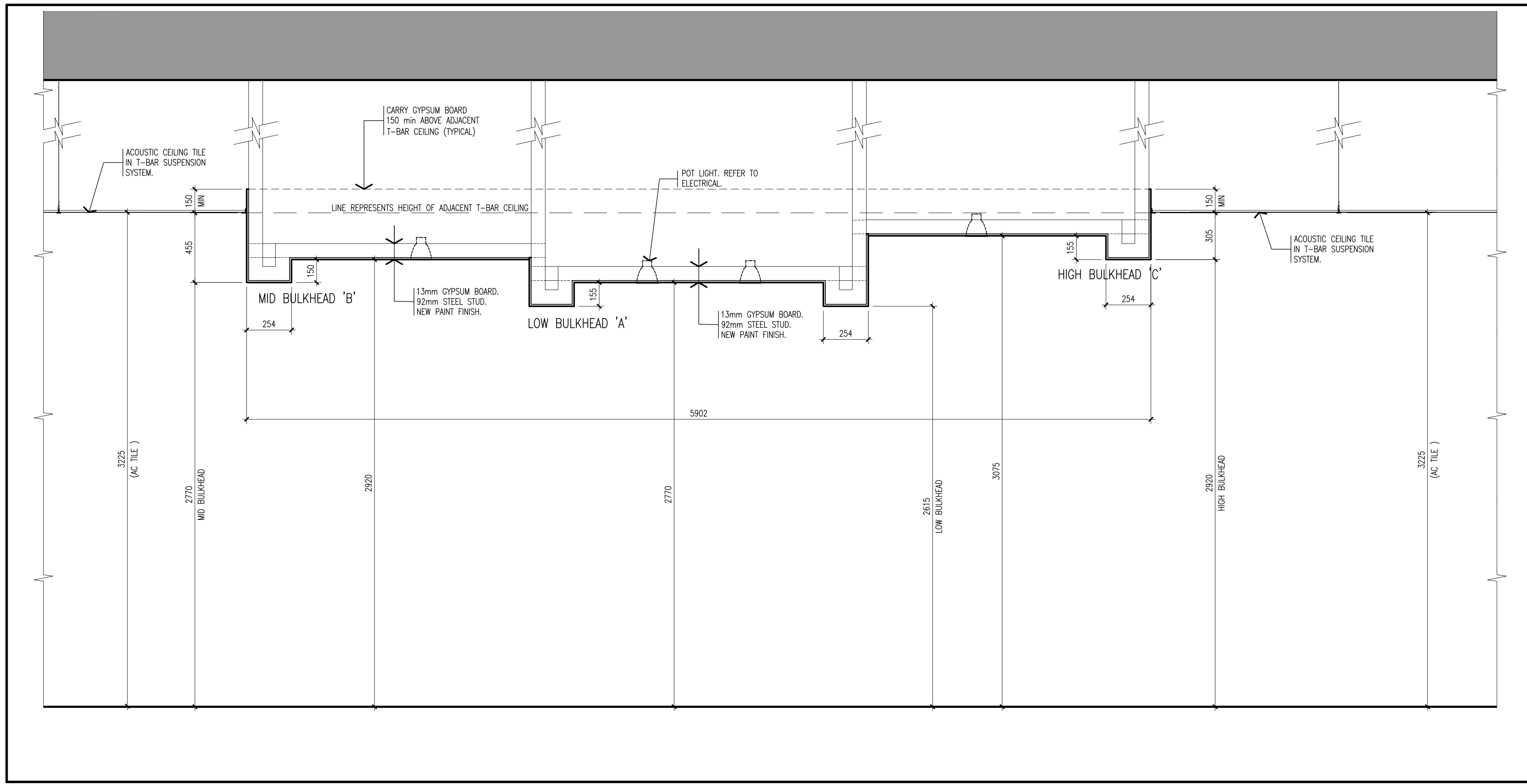
drawing title	<b>BULKHEAD DETAILS</b>	
reference		
project no.	25-104	client reference number
sheet no.	<b>A - 302</b>	01

### LEGEND

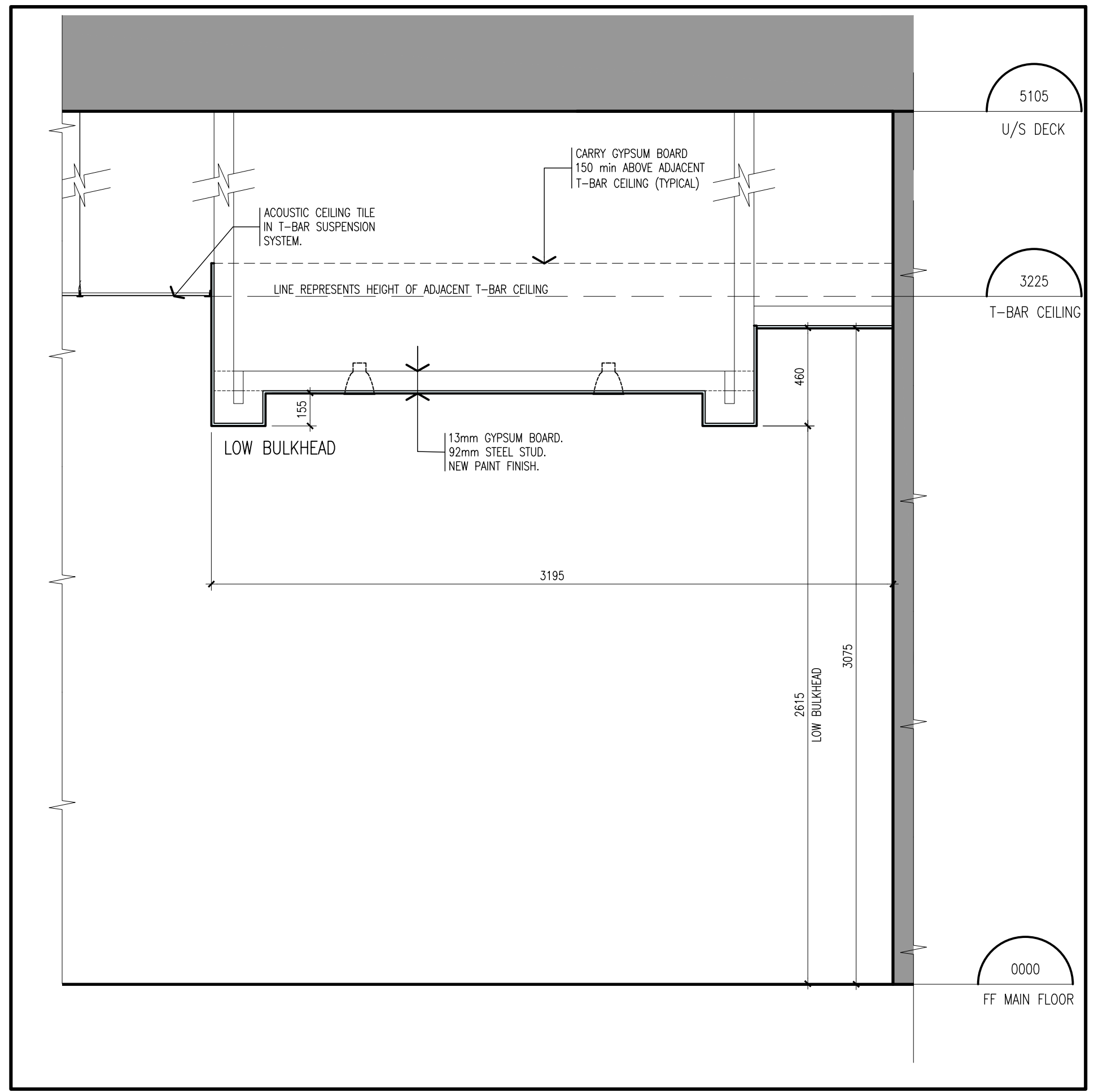
- EXISTING WALL
- CEILING ELEVATION MARKER ABOVE FINISHED LEVEL
- LIGHT FIXTURE (REFER TO ELECTRICAL DRAWINGS)
- NEW GYPSUM BOARD CEILING



**1** PLAN DETAIL at BULKHEAD  
scale: 1:20



**2** LONG SECTION thru BULKHEAD  
scale: 1:20



**3** SECTION thru BULKHEAD  
scale: 1:20

NOTE:  
This drawing and all associated documentation are the confidential property of BJC architects + assoc. inc. and must be returned upon request. Any duplication, reuse, revision and/or distribution in part or whole without the prior written authorization of BJC architects + assoc. inc. is strictly prohibited. Each contractor will check and verify all dimensions and report all errors and omissions to the design professional whose seal is affixed to this drawing. Do not scale this drawing.  
The information and material herein reflect the best judgement of BJC architects + assoc. inc. in light of the information available to them at the time of preparation of these documents. Any use which a third party makes of these documents, or any reliance on or decisions to be made based on them, is the sole responsibility of such third party. BJC architects + assoc. inc. accepts no responsibility for damages, if any, suffered by any third party as a result of decisions made or actions based on these documents © BJC architects + assoc. inc. 2026.

No.	REVISIONS	date
01	ISSUED FOR TENDER	2026.03.24

scale AS NOTED

	drawn	VA
	last worked on by	2026.03.23 VA
	checked	B.R.J.
	print date	2026.XX.XX



client  
WATERLOO REGION  
DISTRICT SCHOOL  
BOARD

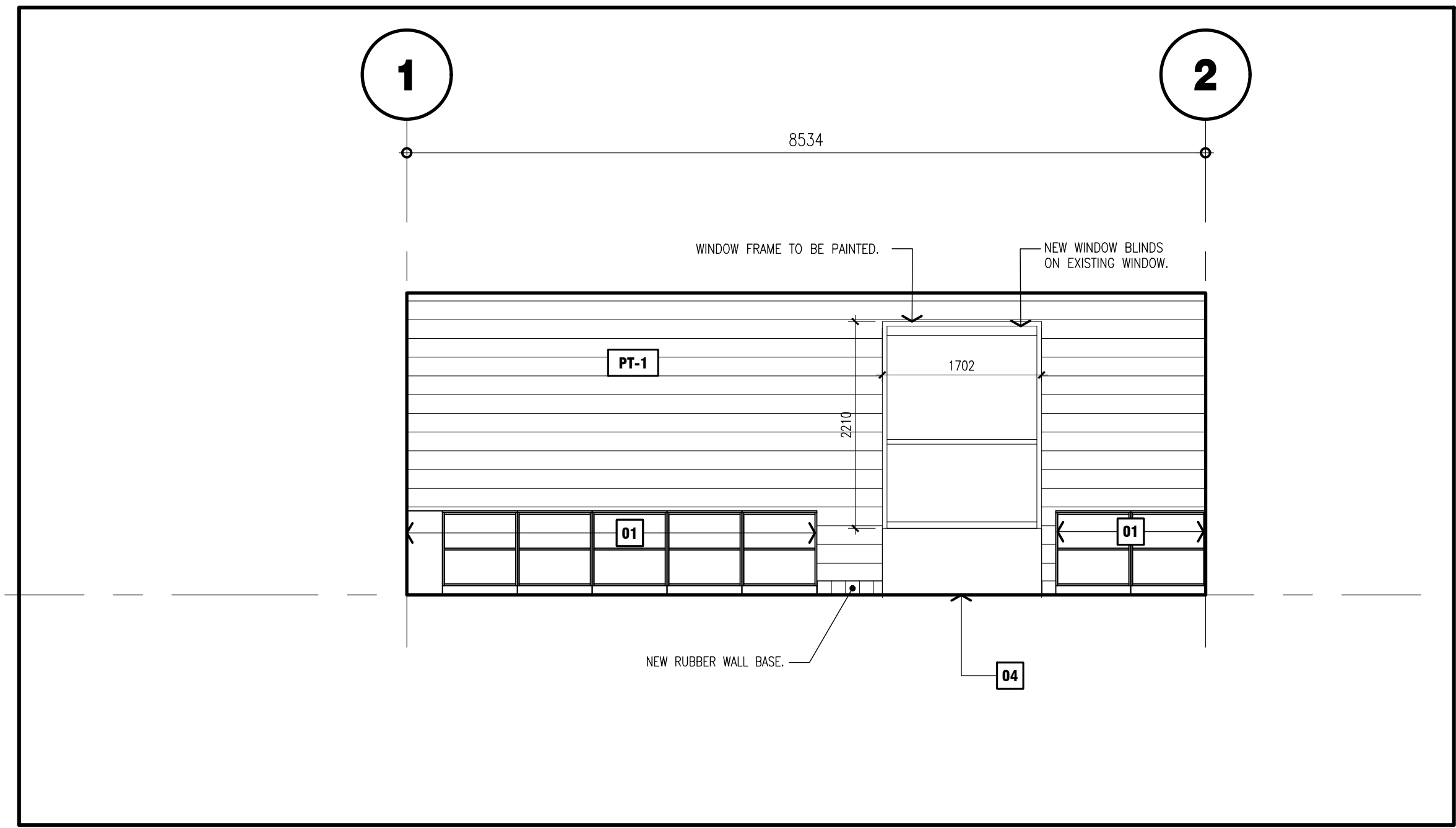
51 ARDELT AVENUE  
KITCHENER ONTARIO

project  
CHALMERS PUBLIC SCHOOL  
RENOVATION

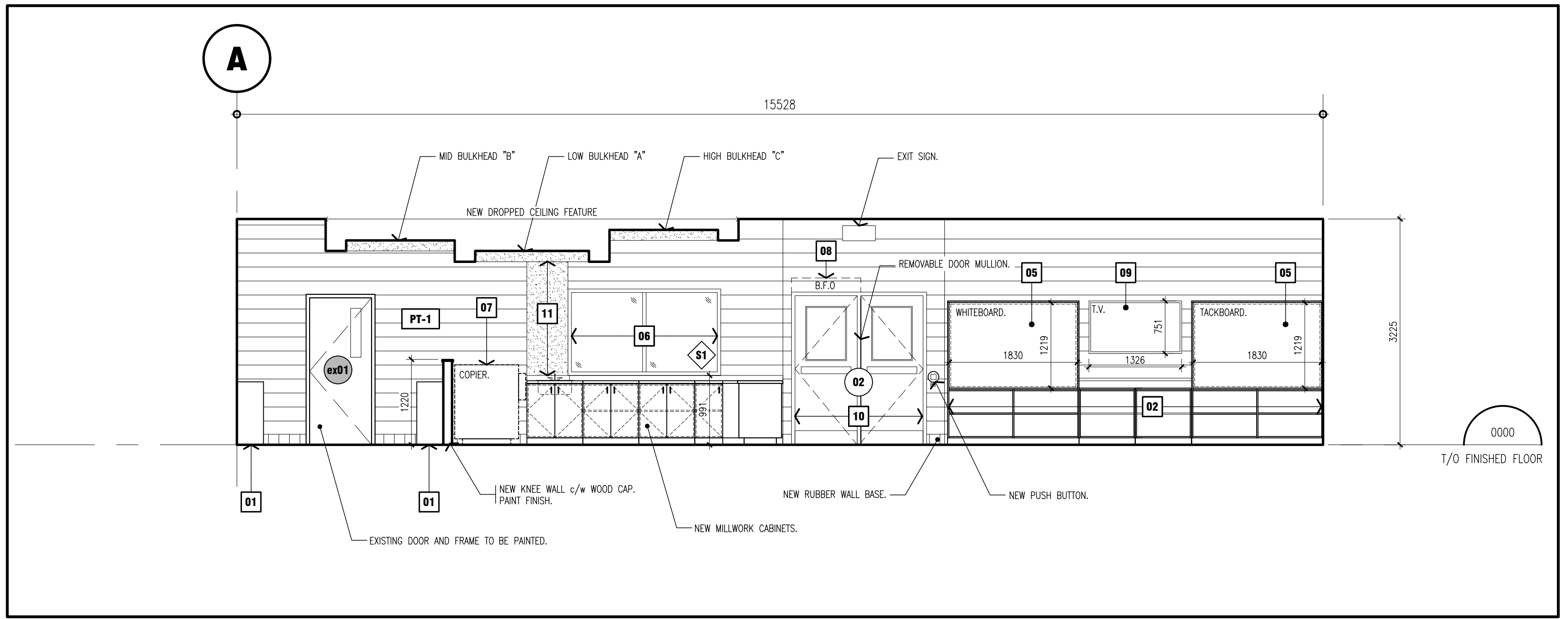
35 CHALMERS STREET SOUTH  
CAMBRIDGE ONTARIO

drawing title  
LIBRARY INTERIOR  
RENOVATION  
ELEVATIONS

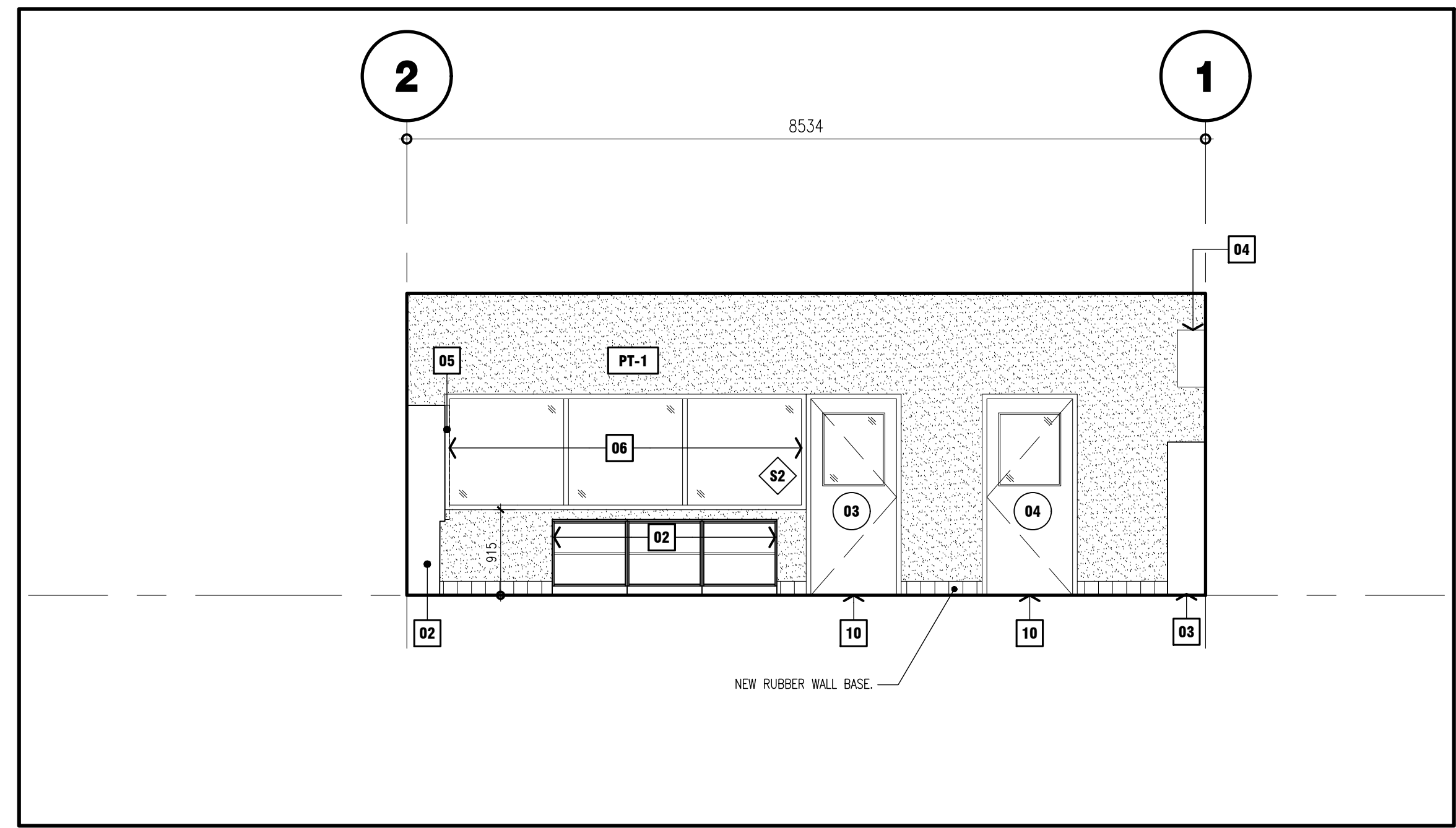
reference	project no.	client reference number
	25-104	
	sheet no.	
<b>A - 500 01</b>		



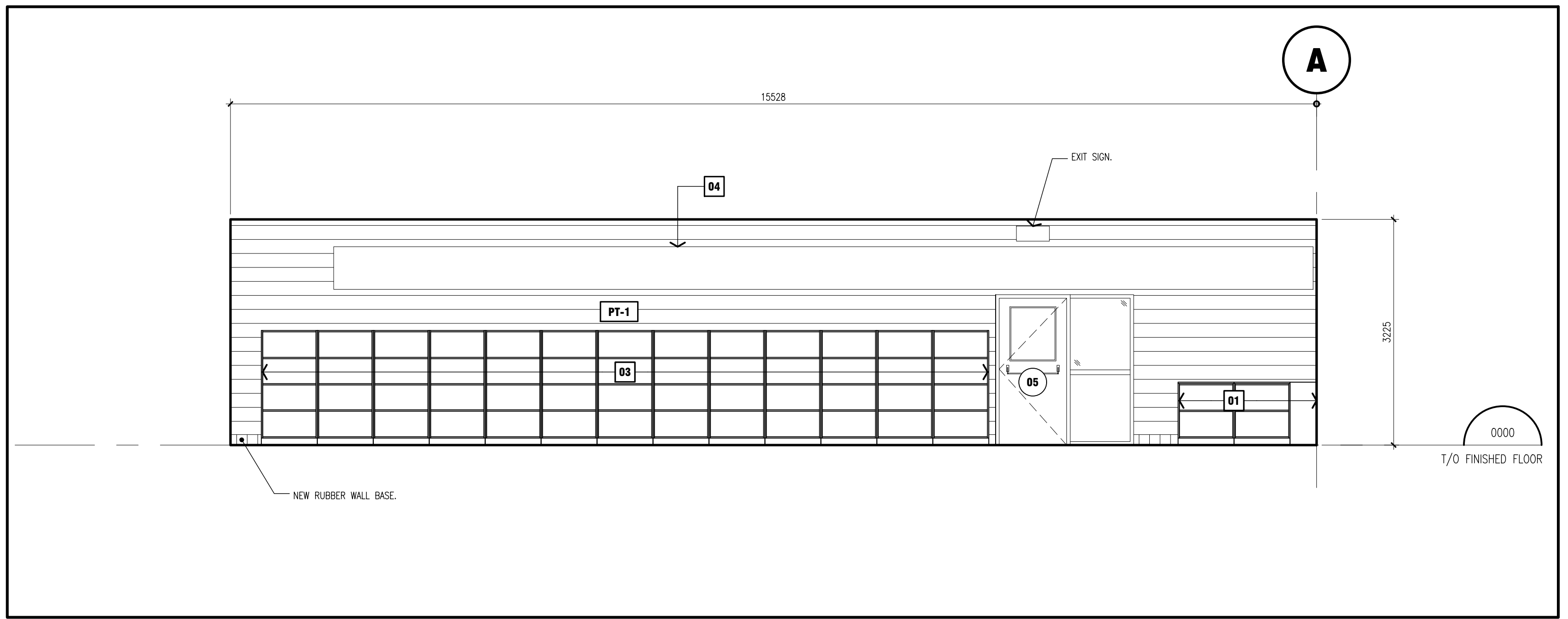
**1** NORTH INTERIOR ELEVATION  
scale: 1:50



**2** EAST INTERIOR ELEVATION  
scale: 1:50



**3** SOUTH INTERIOR ELEVATION  
scale: 1:50



**4** WEST INTERIOR ELEVATION  
scale: 1:50

**LEGEND:**

	NEW STUD WALL.
	EXISTING BLOCK WALL.
	NEW RUBBER WALL BASE.

**RENOVATION NOTES:**

01	PICTURE BOOK SHELVING. 14" INTERIOR SHELVING HEIGHT.
02	FICTION/STANDARD BOOK SHELVING. 12" INTERIOR SHELVING HEIGHT.
03	NON-FICTION BOOK SHELVING. 14" INTERIOR SHELVING HEIGHT.
04	EXISTING RADIATOR TO REMAIN AND TO BE PAINTED.
05	NEW WHITEBOARD/TACKBOARD, SUPPLIED AND INSTALLED BY GC.
06	NEW HOLLOW METAL GLAZING SCREEN.
07	EXISTING COPIER RELOCATED, SUPPLIED BY OWNER.
08	BARRIER FREE DOOR OPERATOR, REFER TO ELECTRICAL DRAWINGS.
09	NEW TV SUPPLIED BY OWNER & INSTALLED BY GC.
10	NEW HOLLOW METAL DOOR, FRAME AND DOOR TO BE PAINTED.
11	NEW PIPE CHASE - 13mm GYPSUM BOARD ON STUD FRAMING.

**GENERAL NOTES:**

- CONTRACTOR MUST VERIFY ALL DIMENSIONS AND BE RESPONSIBLE FOR THE SAME. REPORT ANY ERRORS OR OMISSIONS TO THE ARCHITECT IN WRITING PRIOR TO COMMENCING WITH THE WORK. PRINTS ARE NOT TO BE SCALED.
- THIS DRAWING IS TO BE READ IN CONJUNCTION WITH ALL OTHER ARCHITECTURAL, MECHANICAL & ELECTRICAL DRAWINGS FOR A COMPLETE SCOPE OF WORK.

NOTE: This drawing and all associated documentation are the confidential property of BJC architects + assoc. inc. and must be returned upon request. Any duplication, reuse, revision and/or distribution in part or whole without the prior written authorization of BJC architects + assoc. inc. is strictly prohibited. Each contractor will check and verify all dimensions and report all errors and omissions to the design professional whose seal is affixed to this drawing. Do not scale this drawing.

The information and material herein reflect the best judgement of BJC architects + assoc. inc. in light of the information available to them at the time of preparation of these documents. Any use which a third party makes of these documents, or any reliance on or decisions to be made based on them, is the sole responsibility of such third party. BJC architects + assoc. inc. accepts no responsibility for damages, if any, suffered by any third party as a result of decisions made or actions based on these documents © BJC architects + assoc. inc. 2026.

No.	REVISIONS	date
01	ISSUED FOR TENDER	2026.03.24

scale: AS NOTED

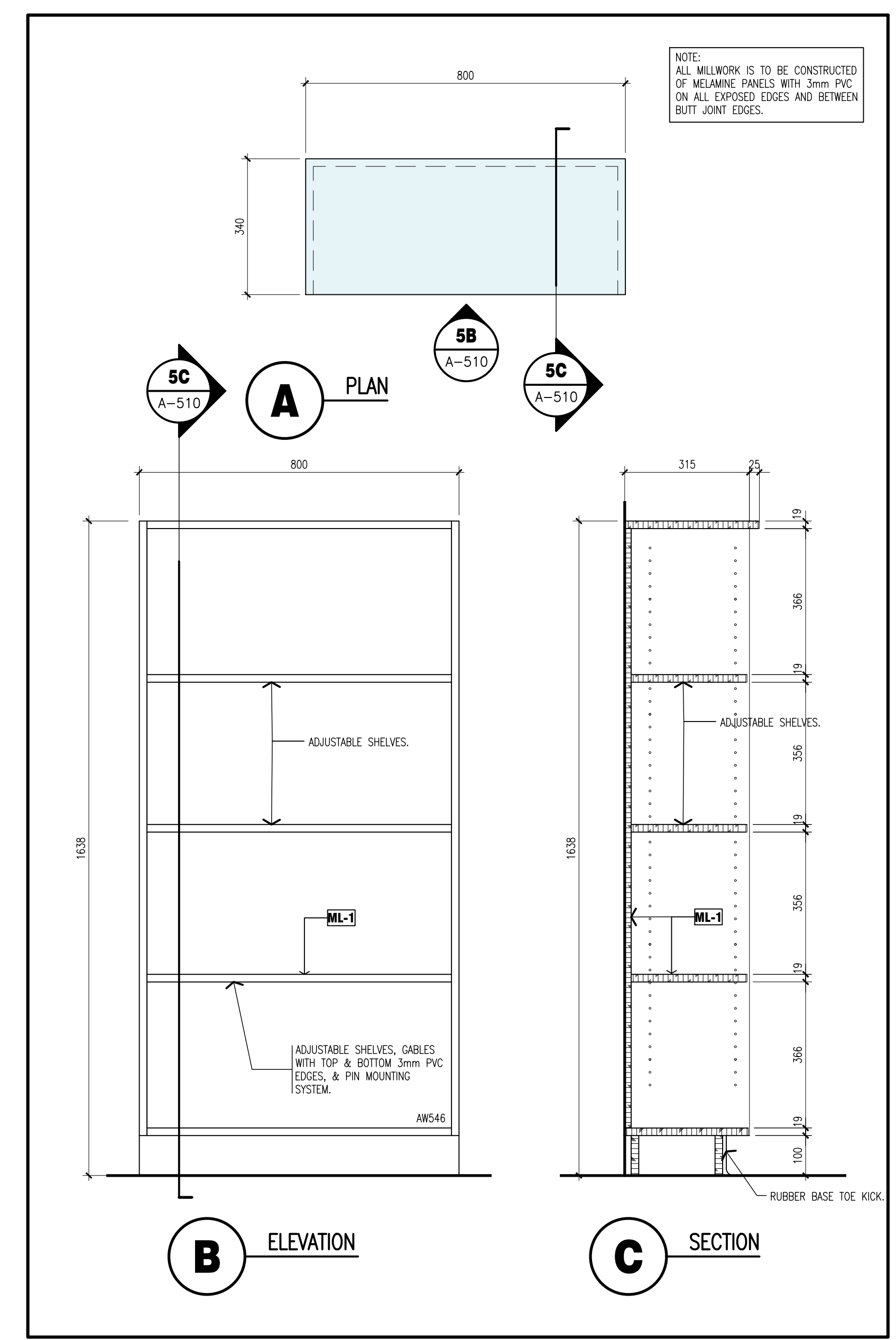
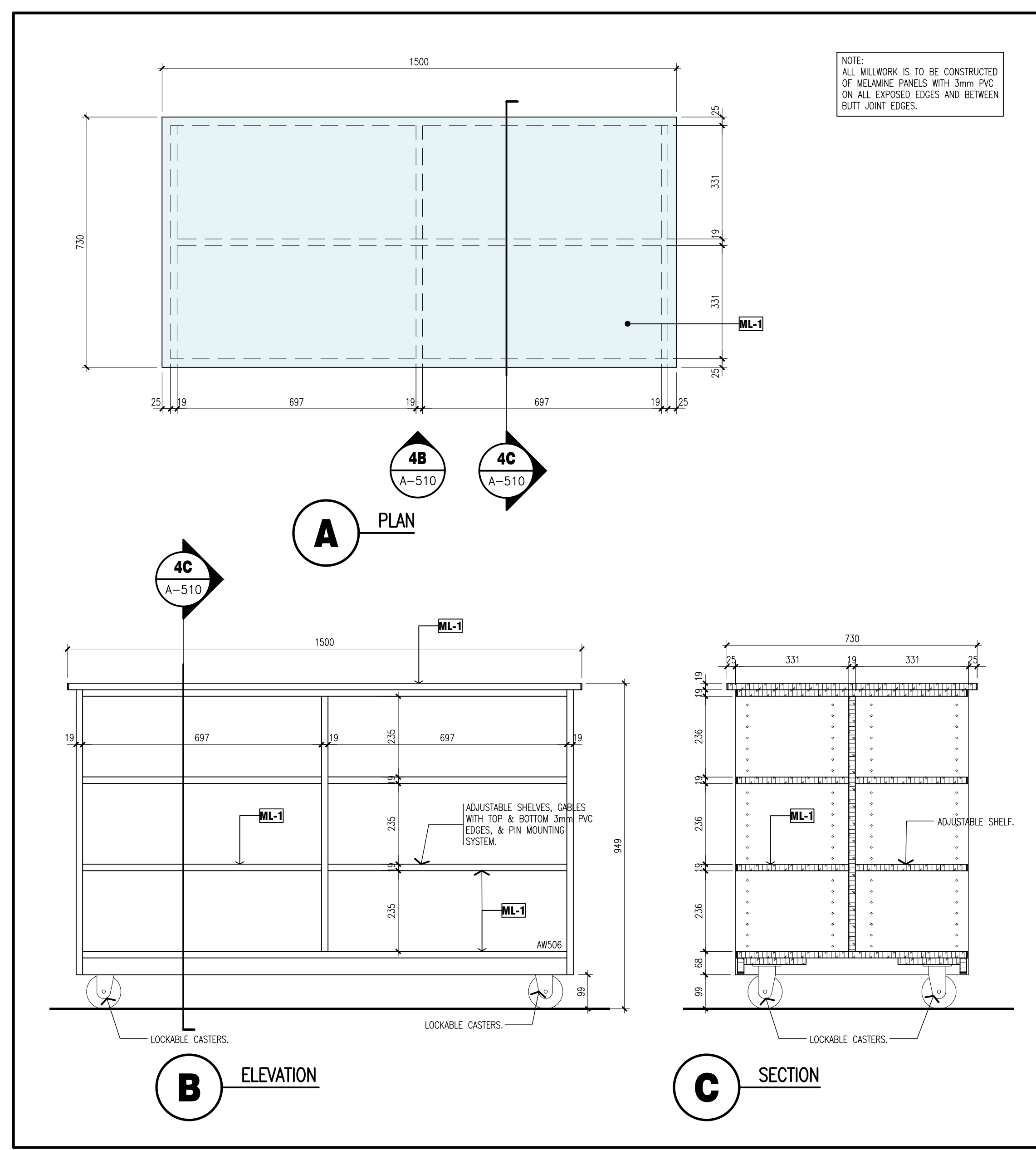
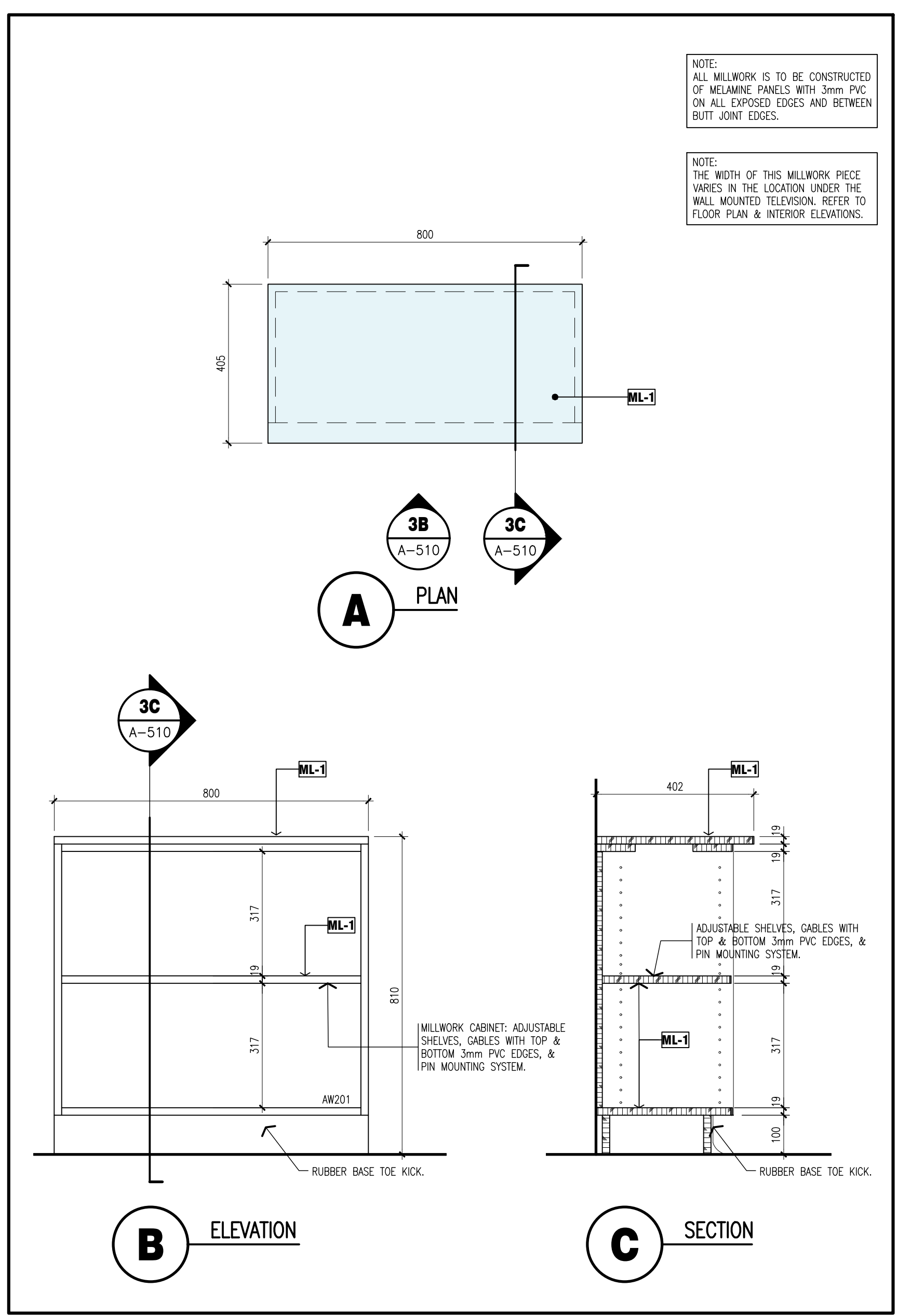
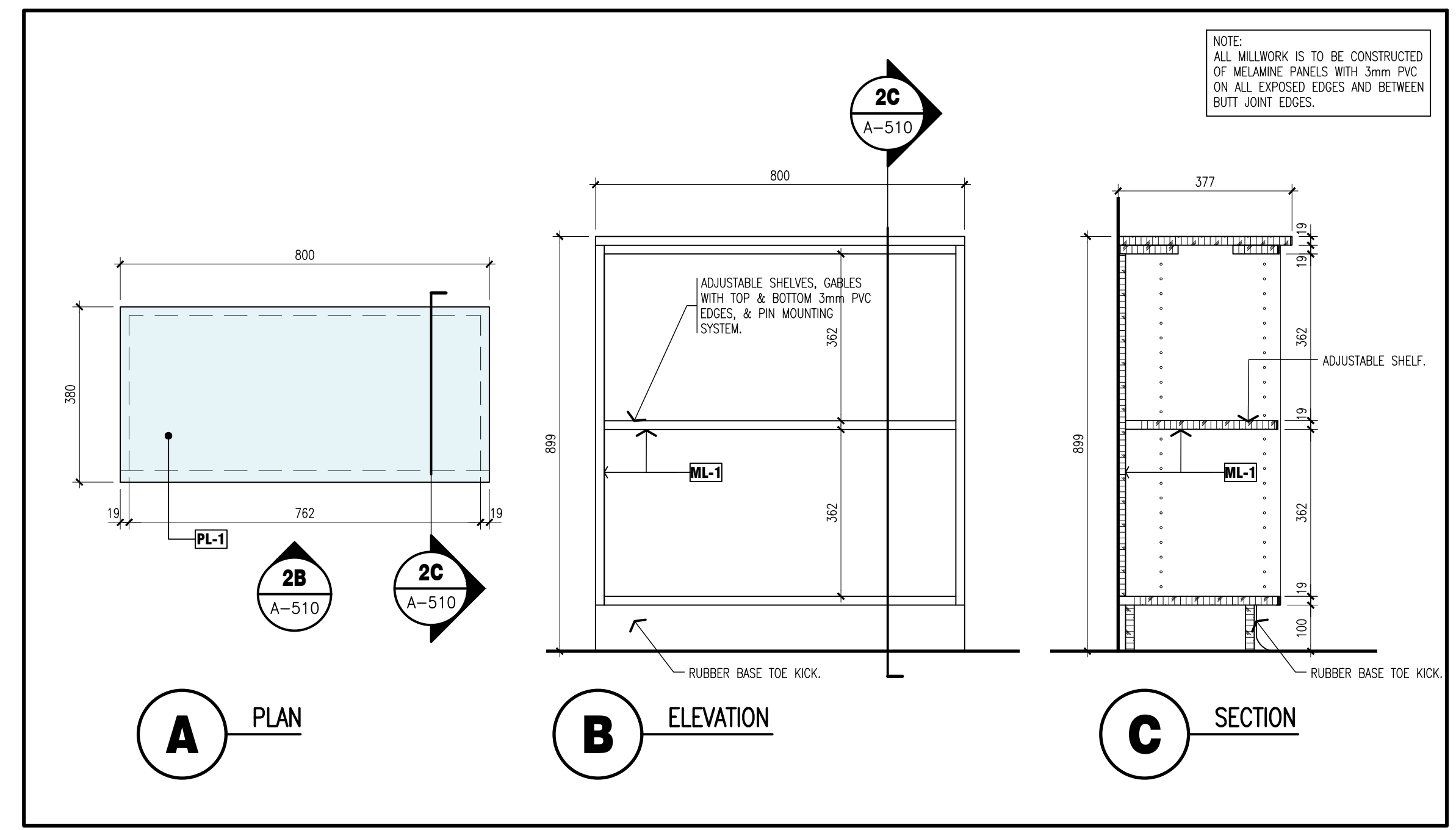
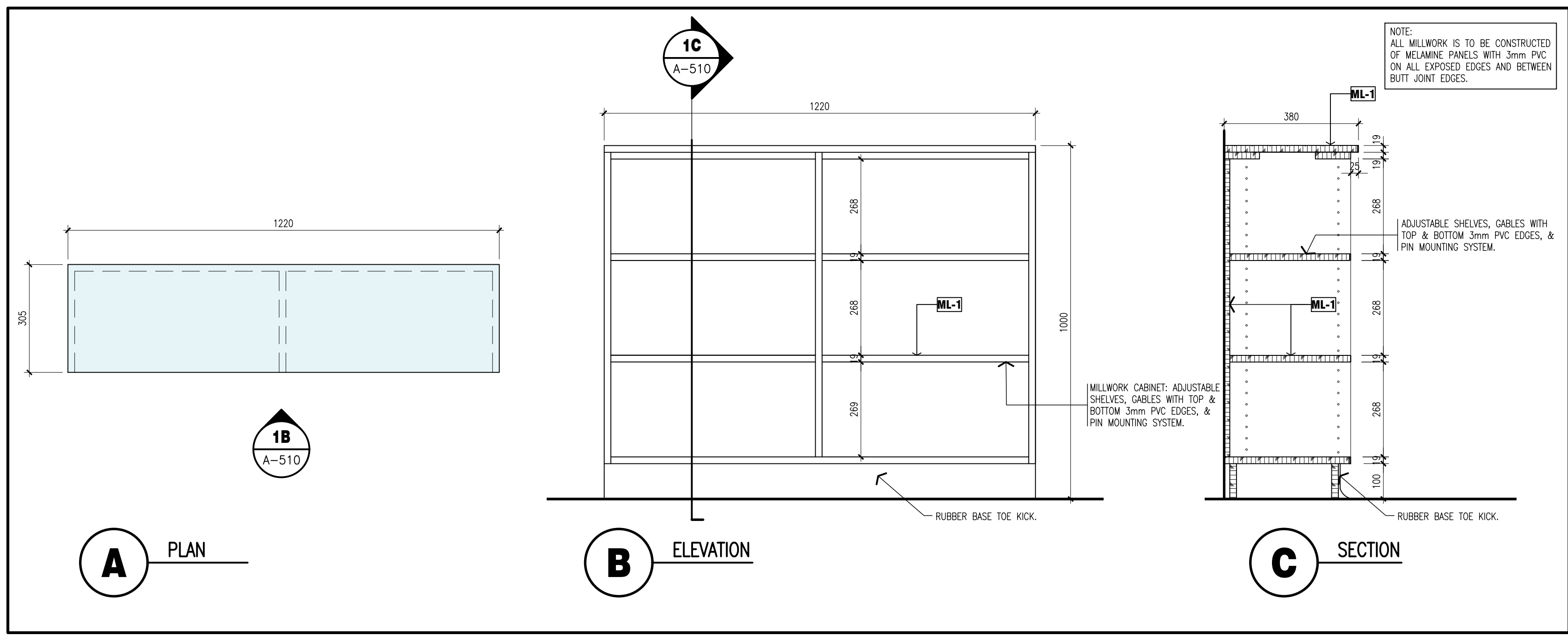
	drawn	NJB
	last worked on by	2026.03.20 VA
	checked	B.R.J.
	print date	2026.XX.XX



client  
**WATERLOO REGION DISTRICT SCHOOL BOARD**  
 51 ARDELT AVENUE KITCHENER ONTARIO

project  
**CHALMERS PUBLIC SCHOOL RENOVATION**  
 35 CHALMERS STREET SOUTH CAMBRIDGE ONTARIO

reference	
project no.	25-104
client reference number	
sheet no.	<b>A-510-01</b>





NOTE: This drawing and all associated documentation are the confidential property of BJC architects + assoc. inc. and must be returned upon request. Any duplication, reuse, revision and/or distribution in part or whole without the prior written authorization of BJC architects + assoc. inc. is strictly prohibited. Each contractor will check and verify all dimensions and report all errors and omissions to the design professional whose seal is affixed to this drawing. Do not scale this drawing.  
The information and material herein reflect the best judgement of BJC architects + assoc. inc. in light of the information available to them at the time of preparation of these documents. Any use which a third party makes of these documents, or any reliance on or decisions to be made based on them, is the sole responsibility of such third party. BJC architects + assoc. inc. accepts no responsibility for damages, if any, suffered by any third party as a result of decisions made or actions based on these documents © BJC architects + assoc. inc. 2026.

01	ISSUED FOR TENDER	2026.03.24
No.	REVISIONS	date
scale: AS NOTED		

	drawn	NJB
	last worked on by	2026.03.23 VA
	checked	B.R.J.
	print date	2026.XX.XX



client  
**WATERLOO REGION DISTRICT SCHOOL BOARD**

51 ARDELT AVENUE  
KITCHENER ONTARIO

project  
**CHALMERS PUBLIC SCHOOL RENOVATION**

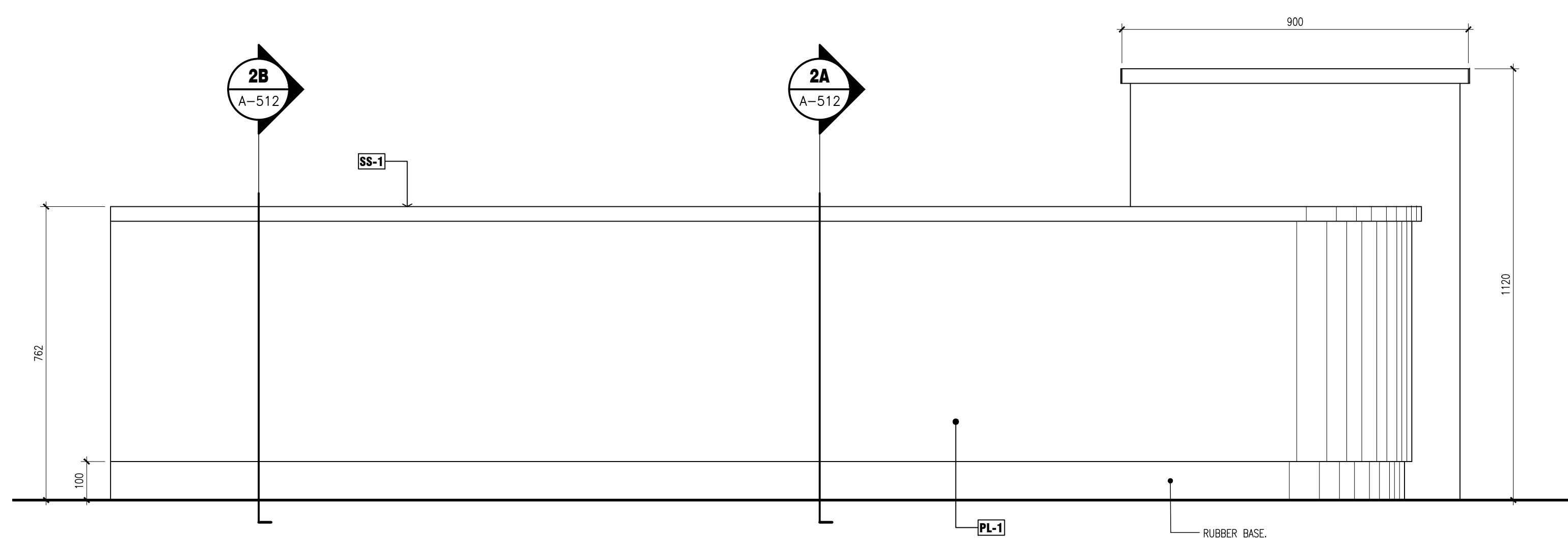
35 CHALMERS STREET SOUTH  
CAMBRIDGE ONTARIO

drawing title  
**MILLWORK DETAILS**

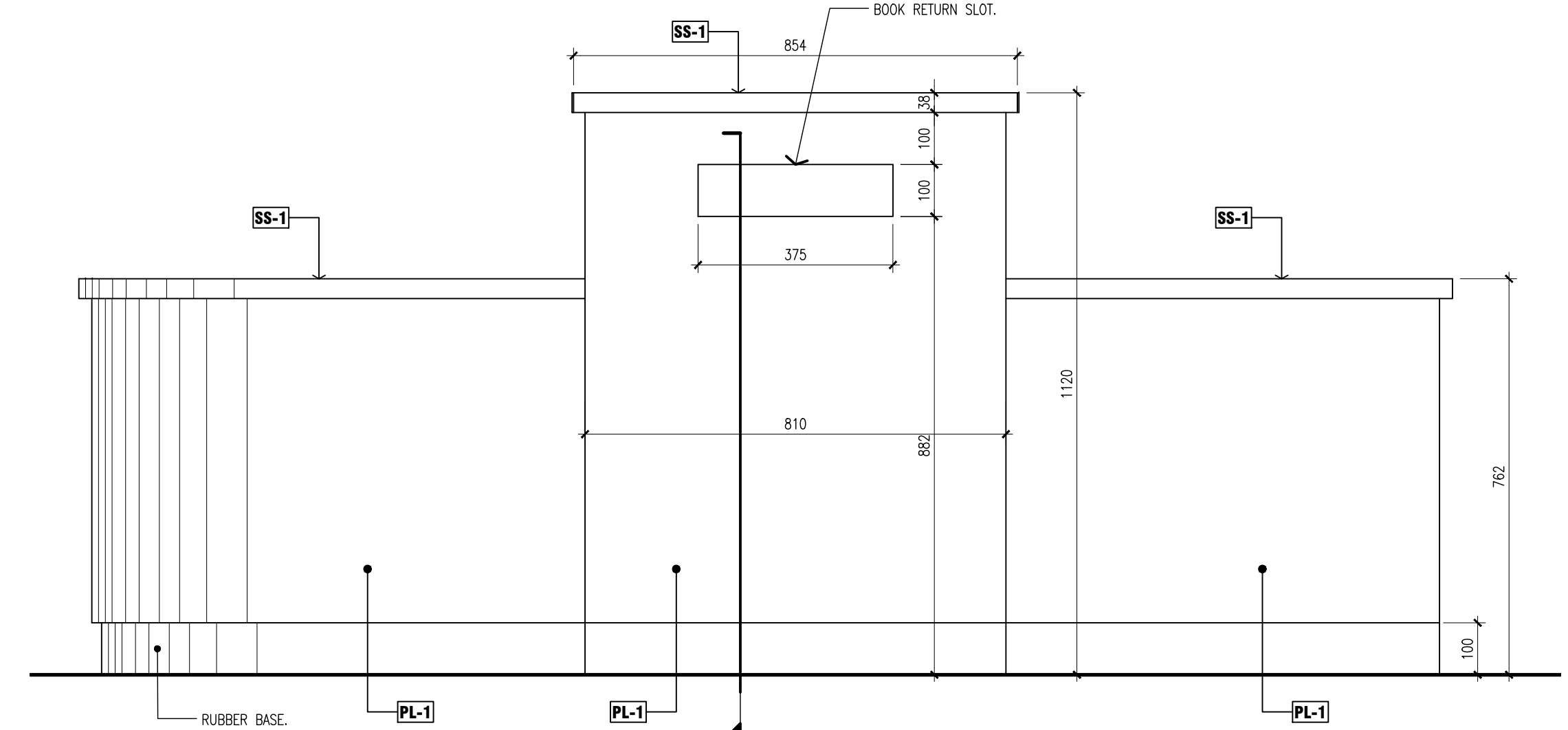
reference

project no. 25-104 client reference number

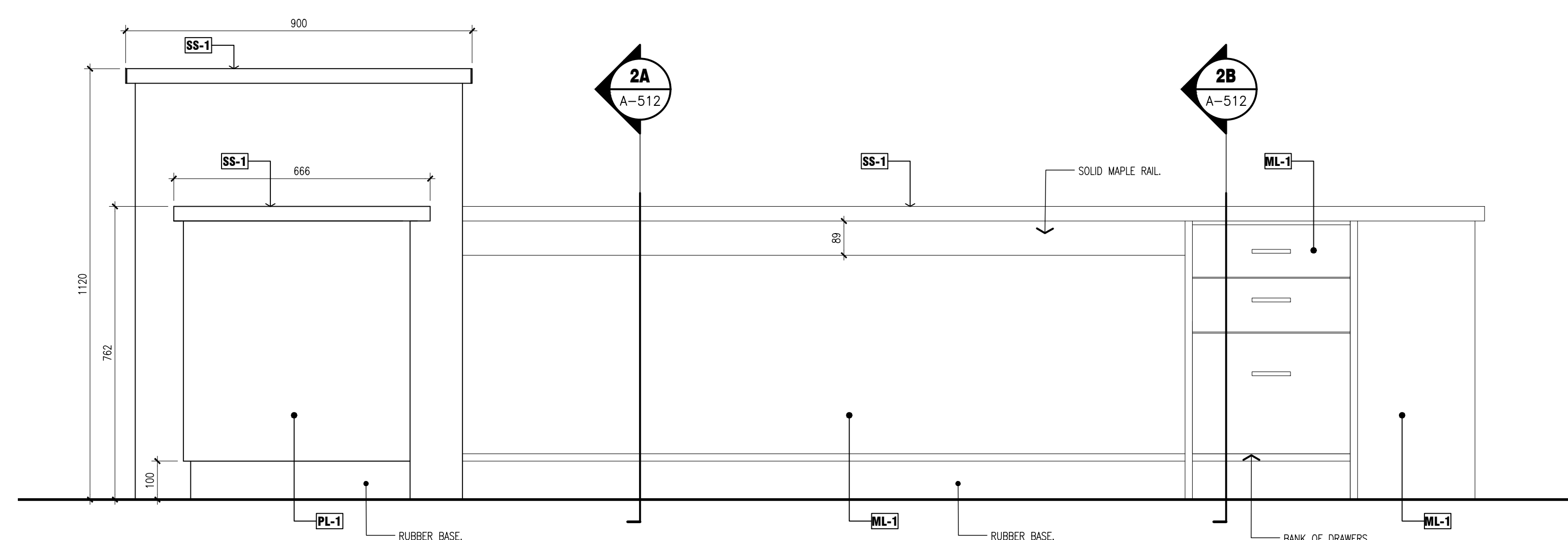
sheet no. **A-512-01**



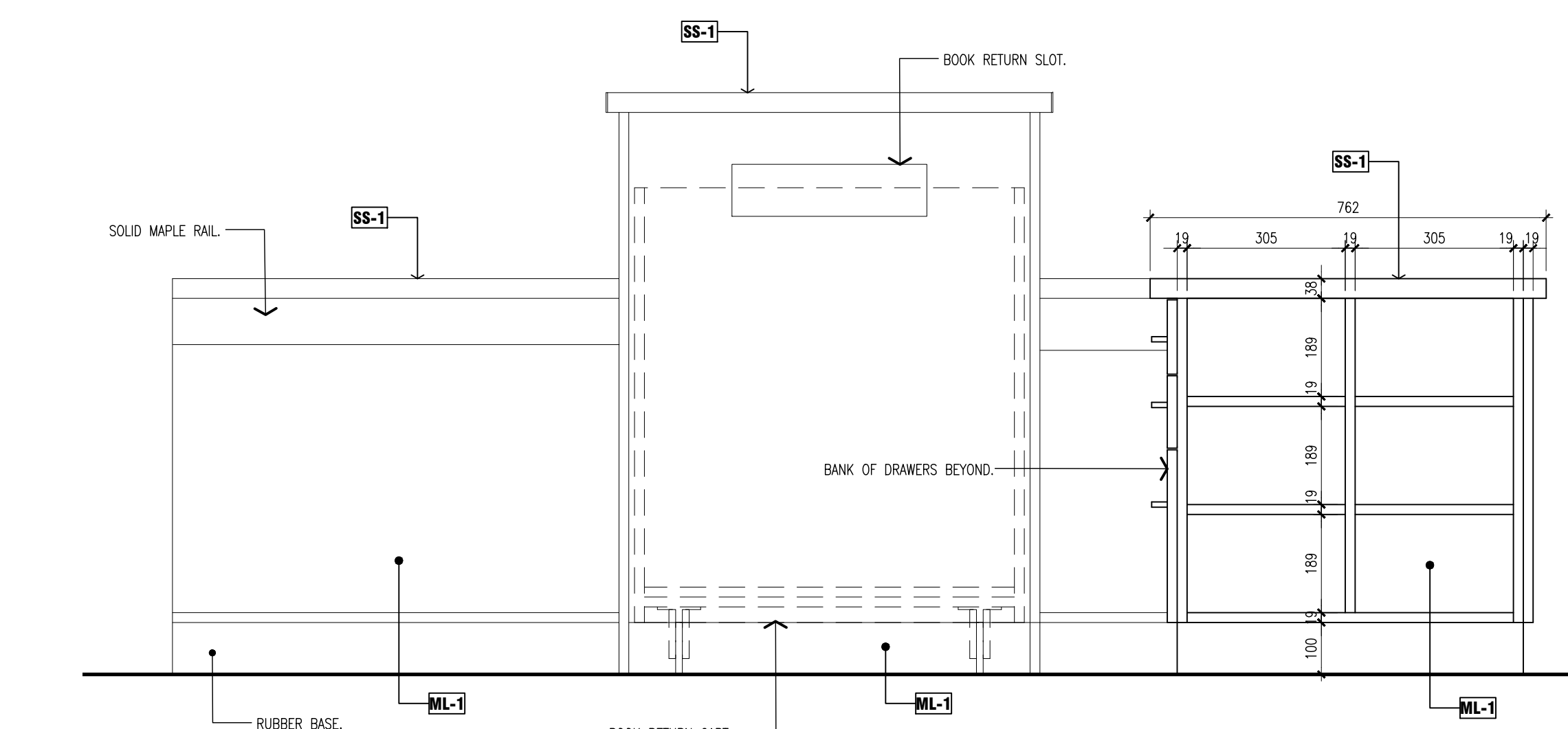
**A** WEST ELEVATION



**B** SOUTH ELEVATION



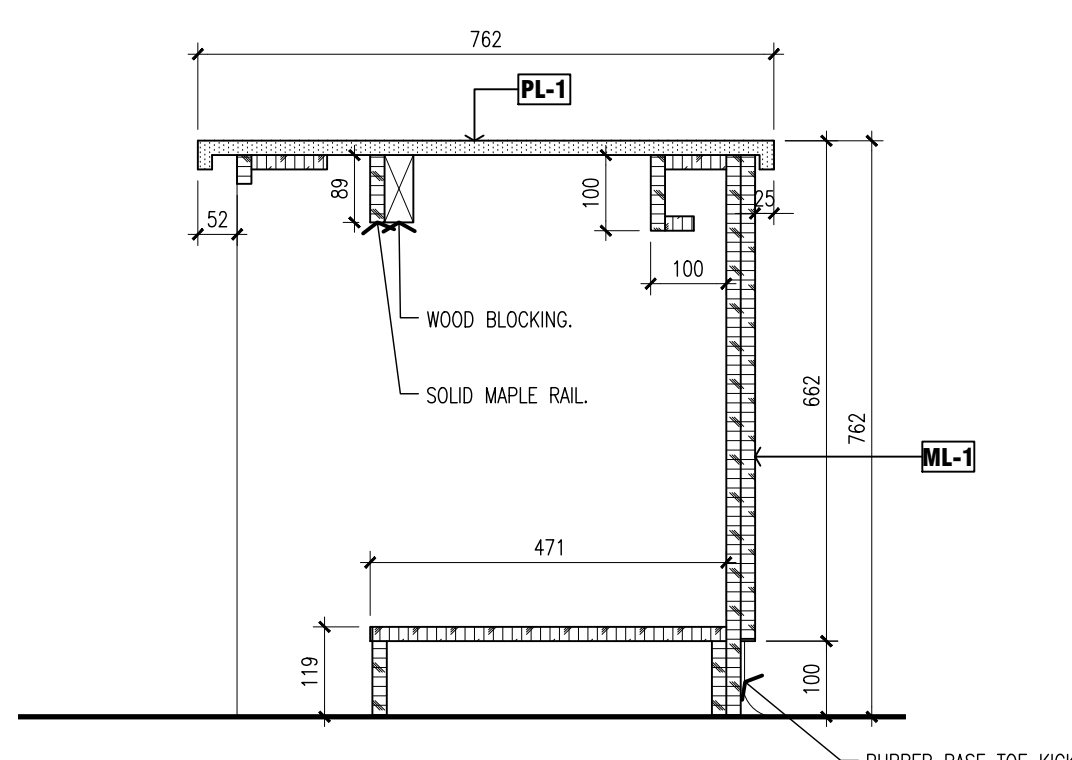
**C** EAST ELEVATION



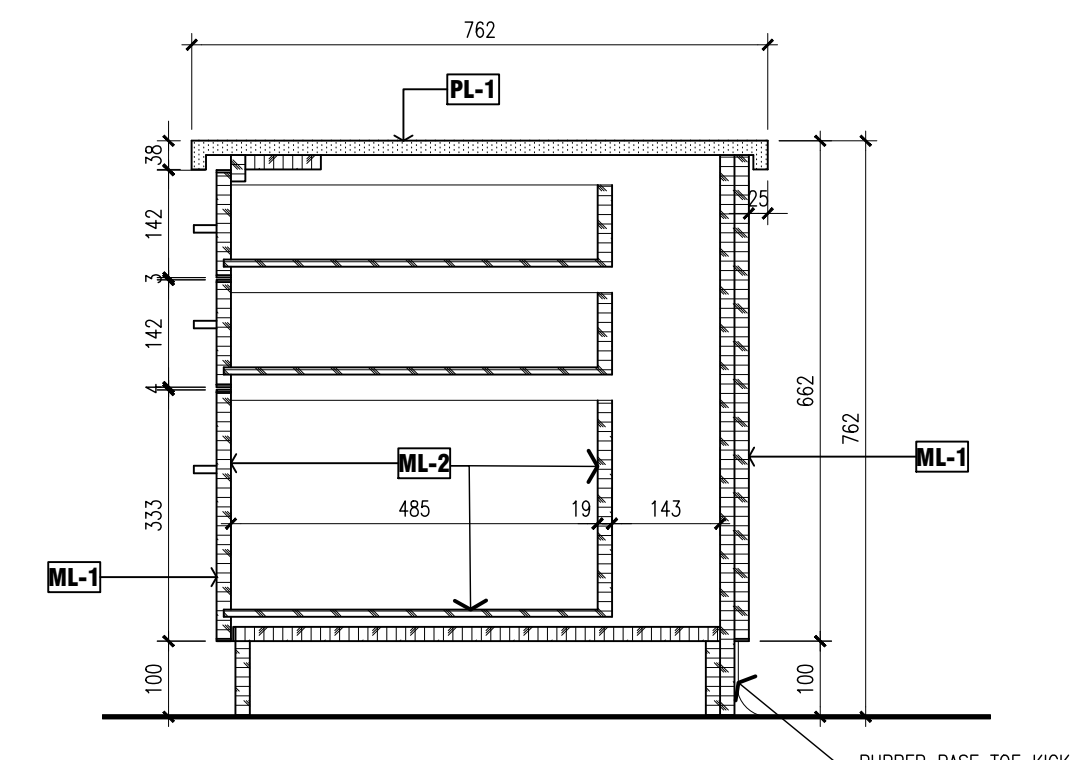
**D** NORTH ELEVATION

NOTE: ALL MILLWORK IS TO BE CONSTRUCTED OF MELAMINE PANELS WITH 3mm PVC ON ALL EXPOSED EDGES AND BETWEEN BUTT JOINT EDGES.

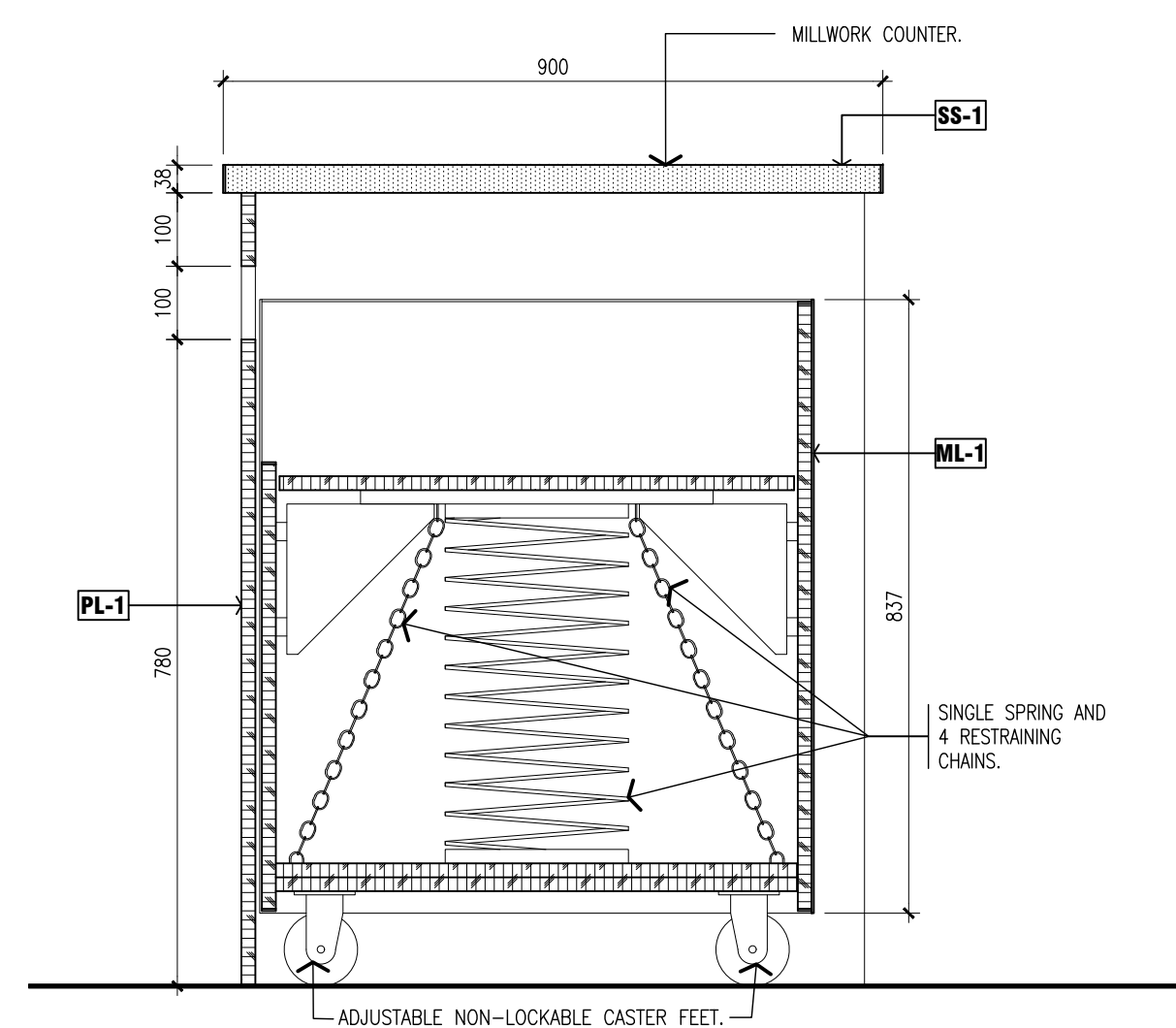
**1** CIRCULATION DESK ELEVATION DETAILS  
scale: 1:10



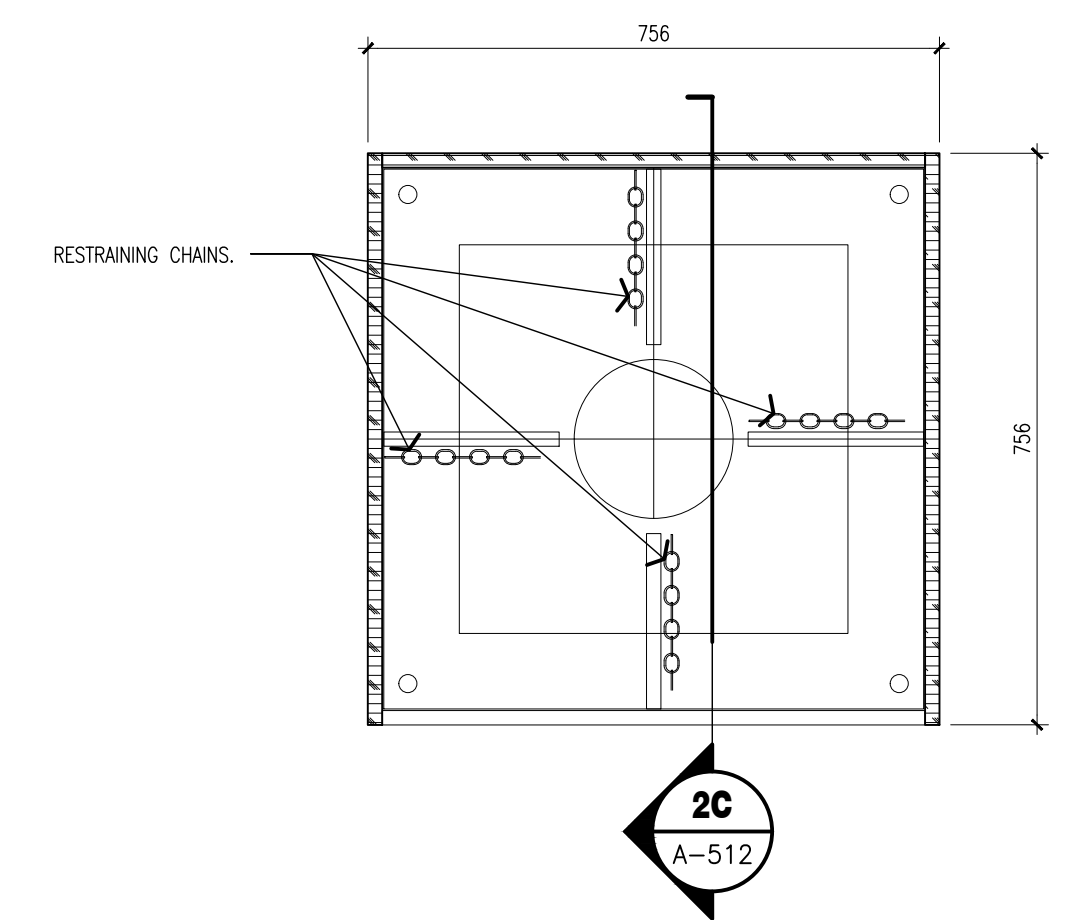
**A** KNEE SPACE SECTION



**B** DRAWERS SECTION



**C** BOOK RETURN CART SECTION



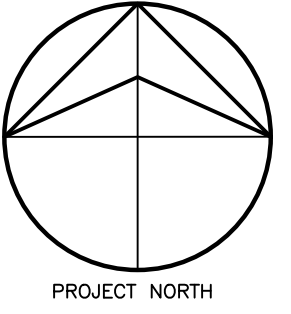
**D** BOOK RETURN CART PLAN

NOTE: ALL MILLWORK IS TO BE CONSTRUCTED OF MELAMINE PANELS WITH 3mm PVC ON ALL EXPOSED EDGES AND BETWEEN BUTT JOINT EDGES.

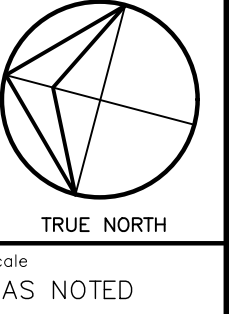
**2** CIRCULATION DESK SECTION AND PLAN DETAILS  
scale: 1:10

NOTE:  
This drawing and all associated documentation are the confidential property of BJC architects + assoc. inc. and must be returned upon request. Any duplication, reuse, revision and/or distribution in part or whole without the prior written authorization of BJC architects + assoc. inc. is strictly prohibited. Each contractor will check and verify all dimensions and report all errors and omissions to the design professional whose seal is affixed to this drawing. Do not scale this drawing.  
The information and material herein reflect the best judgement of BJC architects + assoc. inc. in light of the information available to them at the time of preparation of these documents. Any use which a third party makes of these documents, or any reliance on or decisions to be made based on them, is the sole responsibility of such third party. BJC architects + assoc. inc. accepts no responsibility for damages, if any, suffered by any third party as a result of decisions made or actions based on these documents © BJC architects + assoc. inc. 2026.


01	ISSUED FOR TENDER	2026.03.24
No.	REVISIONS	date



PROJECT NORTH



TRUE NORTH  
scale  
AS NOTED

 ONTARIO ASSOCIATION OF ARCHITECTS BARRY JOHNSON LICENCE 5584	drawn	NJB
	last worked on by	2026.03.23 MV
	checked	B.R.J.
	print date	2026.XX.XX



client  
**WATERLOO REGION  
DISTRICT SCHOOL  
BOARD**

51 ARDELT AVENUE KITCHENER ONTARIO

project  
**CHALMERS PUBLIC SCHOOL  
RENOVATION**


35 CHALMERS STREET SOUTH CAMBRIDGE ONTARIO

drawing title  
**MILLWORK DETAILS**


reference

project no.	client reference number
25-104	
sheet no.	

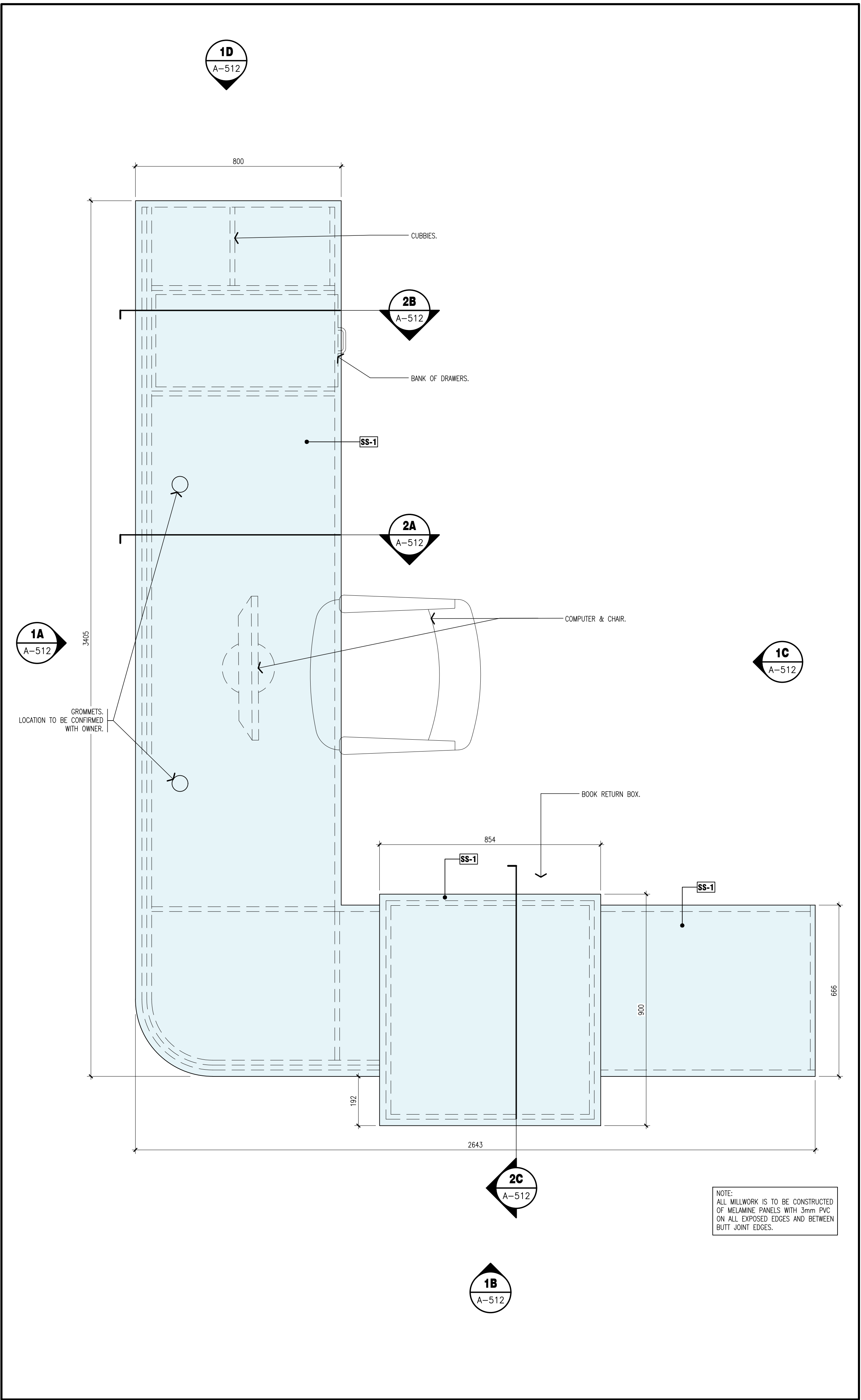
**A - 513 01**



**1** RESERVED



**2** RESERVED



**3** CIRCULATION DESK PLAN DETAIL

scale: 1:10

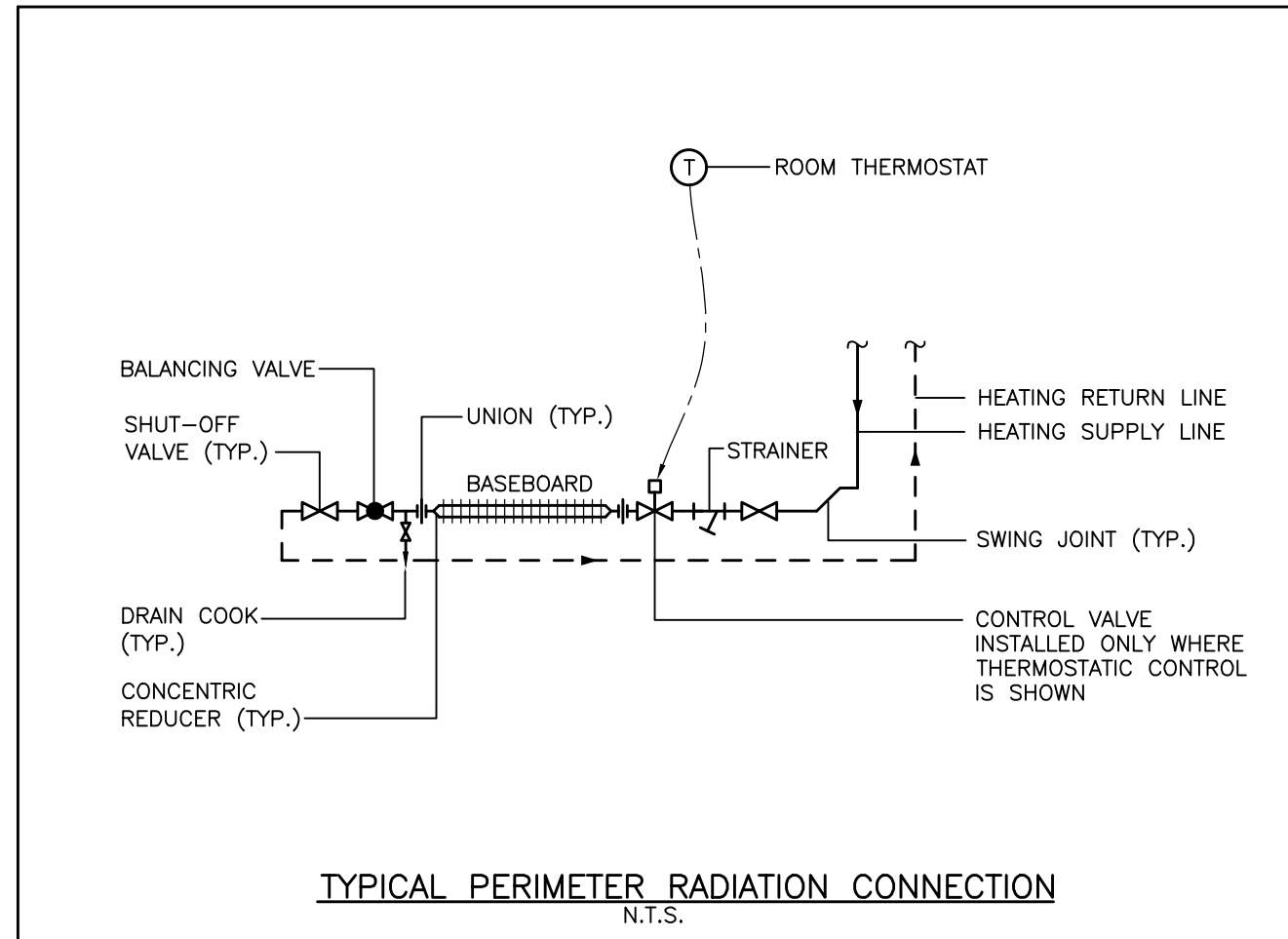


PLUMBING FIXTURE SCHEDULE					
REF.	FIXTURE NAME	DHW	DCW	DRAIN	VENT
LV-1	COUNTER MOUNTED STAINLESS STEEL SINK - SINGLE COMPARTMENT	12	12	40	40


SCHEDULE OF GRILLES & DIFFUSERS						
TYPE	SERVICE	MANUFACTURER	MODEL	VOLUME CONTROL	FINISH	REMARKS
A	EXHAUST	E.H. PRICE	530	YES	B12	
B	SUPPLY	E.H. PRICE	SCDA	YES	B12	

SCHEDULE OF CONVECTORS											
TAG	HEATING OUTPUT		HEATING AGENT		TUBE DIAM (MM)	FIN SIZE (MMxMM)	FIN SPACING (FINS/M)	ROW	MOUNTING HEIGHT MM [IN]		REMARKS
	(W/M)	(BTU/FT)	SUPPLY °C [°F]	RETURN °C [°F]					AFB	ENCLOSURE	
WF-A	1130	1170	82 [180]	71 [160]	32	102x102	164	1	TBD	610 [24]	SLOPED TOP & BOTTOM OUTLETS, HEIGHT TO BE COORDINATED WITH MILLWORK

DESIGN BASED ON ENGINEERED AIR WALL-FIN WF-1B



MECHANICAL SYMBOLS	
—SAN—	EXPOSED SANITARY DRAIN
—SAN—	BURIED SANITARY DRAIN
—STM—	EXPOSED STORM DRAIN
—STM—	BURIED STORM DRAIN
—V—	SANITARY VENT
—D—	DOMESTIC COLD WATER SUPPLY
—D—	DOMESTIC HOT WATER SUPPLY
—D—	DOMESTIC HOT WATER RECIRC
—T—	PLUMBING TRAP
—P—	PIPE TURNING DOWN
—P—	PIPE TURNING UP
○ VTR	VENT THROUGH ROOF
⊙ FD	FLOOR DRAIN
—C—	CLEANOUT IN FLOOR
—C—	CLEANOUT IN CEILING SPACE
WC-1	DENOTES PLUMBING FIXTURE AS PER SPECIFICATION
—X—	DENOTES: EQUIPMENT OR PIPING TO BE REMOVED
—A—	AUTOMATIC CONTROL VALVE - TWO WAY
—D—	MIXING OR DIVERTER VALVE (3-WAY)
—V—	VALVE
—HWS—	HEATING WATER SUPPLY
⊙	ROOM THERMOSTAT
◆	SEMI-RECESSED SPRINKLER
□	EXHAUST OR RECIRC. GRILLE
□	SUPPLY AIR CEILING DIFFUSER
—F—	FLEXIBLE DUCT
CTE	DENOTES: CONNECT TO EXISTING
CUT	DENOTES: CUT POINT OF EXISTING SERVICE



NOTE: This drawing and all associated documentation are the confidential property of BJC architects + assoc. inc. and must be returned upon request. Any duplication, reuse, revision and/or distribution in part or whole without the prior written authorization of BJC architects + assoc. inc. is strictly prohibited. Each contractor will check and verify all dimensions and report all errors and omissions to the design professional whose seal is affixed to this drawing. Do not scale this drawing. The information and material herein reflect the best judgement of BJC architects + assoc. inc. in light of the information available to them at the time of preparation of these documents. Any use which a third party makes of these documents, or any reliance on or decisions to be made based on them, is the sole responsibility of such third party. BJC architects + assoc. inc. accepts no responsibility for damages, if any, suffered by any third party as a result of decisions made or actions based on these documents © BJC architects + assoc. inc. 2026.

01	ISSUED FOR TENDER	2026.03.24
No.	REVISIONS	date
PROJECT NORTH		TRUE NORTH
scale		AS NOTED

	drawn JM last worked on by 2026.03.06 JM checked O.S. print date 24/03/26
--	--

**BJC**  
architects inc.

R.R.#2 8015 HIGHWAY#7, GUELPH, ONTARIO, CANADA N1H 6H8  
TEL: (519) 822-7390 FAX: (519) 822-5881  
www.bjcarchitects.com

client  
WATERLOO REGION DISTRICT SCHOOL BOARD

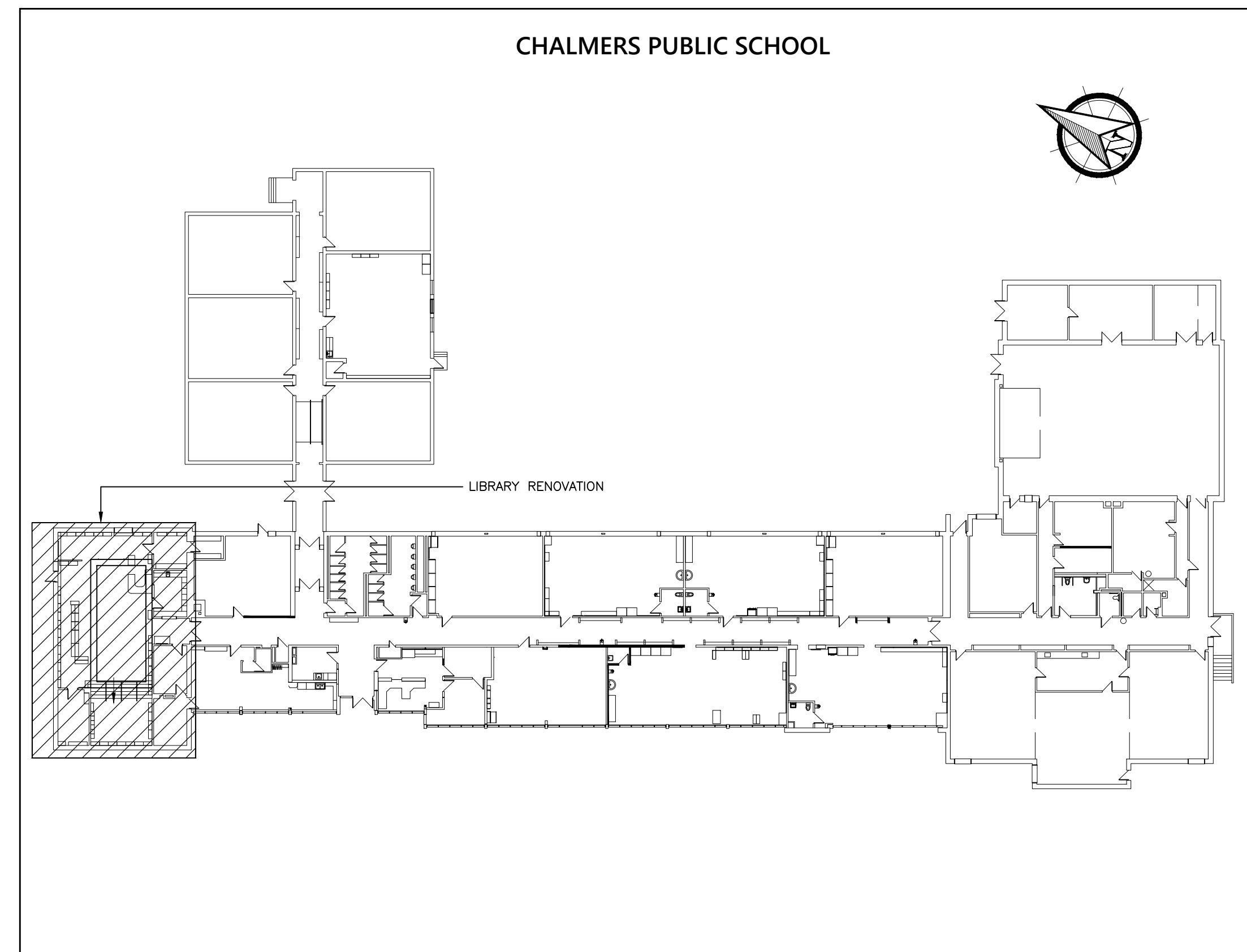
51 ARDELT AVENUE KITCHENER ONTARIO

project  
CHALMERS PUBLIC SCHOOL RENOVATION

35 CHALMERS STREET SOUTH CAMBRIDGE ONTARIO

drawing title  
KEY PLAN, LEGEND, SCHEDULES, & DETAILS

reference	project no. 25-10	client reference number
sheet no.		



MECHANICAL WORK AREAS - KEY PLAN  
SCALE: N.T.S.

NOTE:  
This drawing and all associated documentation are the confidential property of BJC architects + assoc. inc. and must be returned upon request. Any duplication, reuse, revision and/or distribution in part or whole without the prior written authorization of BJC architects + assoc. inc. is strictly prohibited. Each contractor will check and verify all dimensions and report all errors and omissions to the design professional whose seal is affixed to this drawing. Do not scale this drawing.  
The information and material herein reflect the best judgement of BJC architects + assoc. inc. in light of the information available to them at the time of preparation of these documents. Any use which a third party makes of these documents, or any reliance on or decisions to be made based on them, is the sole responsibility of such third party. BJC architects + assoc. inc. accepts no responsibility for damages, if any, suffered by any third party as a result of decisions made or actions based on these documents © BJC architects + assoc. inc. 2026.

01	ISSUED FOR TENDER	2026.03.24
No.	REVISIONS	date
PROJECT NORTH		TRUE NORTH
		scale: AS NOTED

	drawn JM last worked on by 2026.03.06 JM checked O.S. print date 24/03/26
--	--

architects inc.

R.R.#2 8015 HIGHWAY#7, GUELPH, ONTARIO, CANADA N1H 6H8  
TEL: (519) 822-7390 FAX: (519) 822-5881  
www.bjcarchitects.com

client  
WATERLOO REGION  
DISTRICT SCHOOL  
BOARD

51 ARDELT AVENUE  
KITCHENER ONTARIO

project  
CHALMERS PUBLIC SCHOOL  
RENOVATION

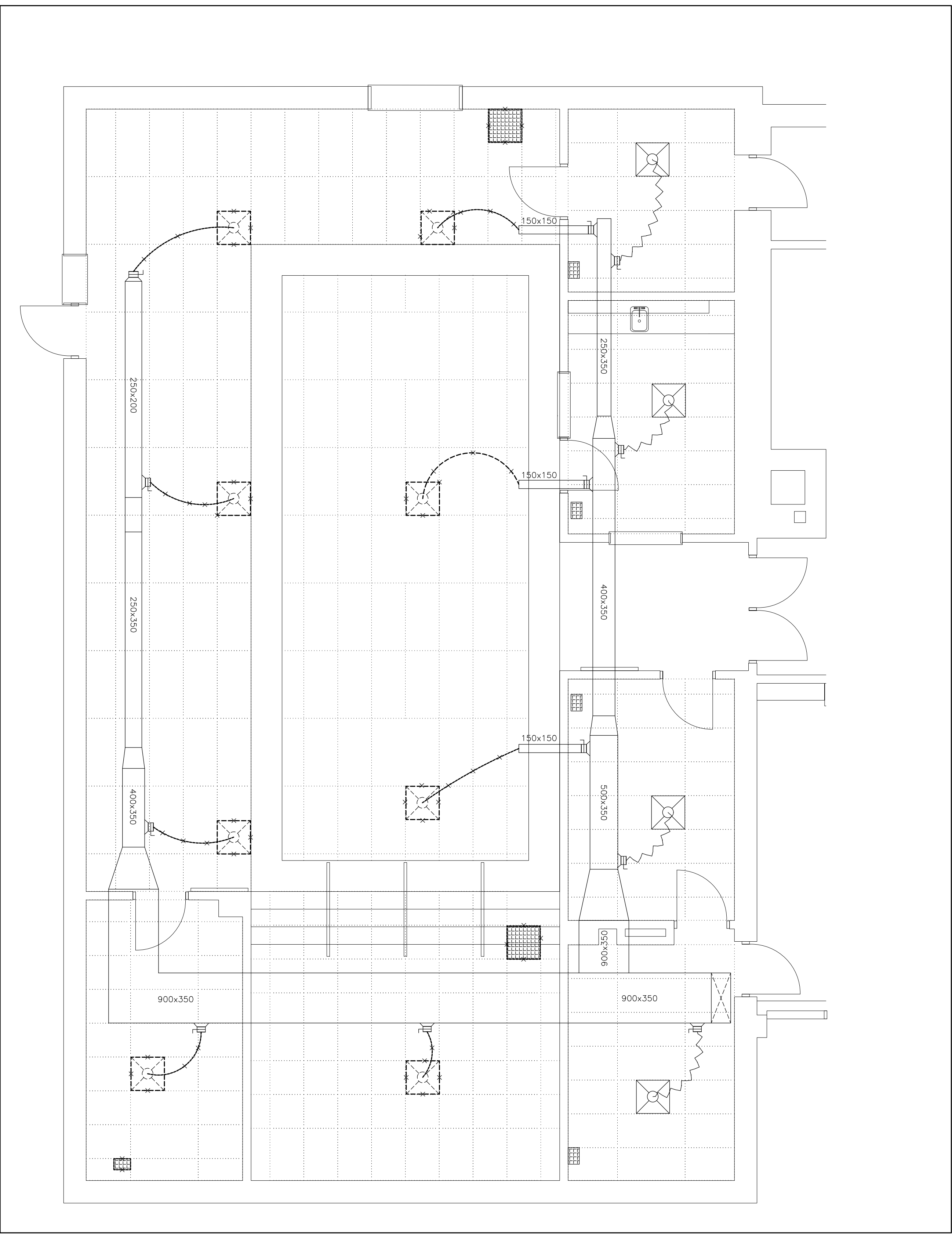
35 CHALMERS STREET SOUTH  
CAMBRIDGE ONTARIO

drawing title  
HVAC & PIPING  
LAYOUT – EX. &  
DEMOLITION

reference

project no.  
25-10

sheet no.  
M-02 01



GROUND FLOOR LIBRARY – HVAC LAYOUT – EXISTING AND DEMO WORK  
SCALE: 1:50

**DEMOLITION NOTES:**

THESE NOTES SHALL BE READ IN CONJUNCTION WITH, AND SHALL FORM AN INTEGRAL PART OF THE SPECIFICATIONS.

PRIOR TO COMMENCING THE DEMOLITION WORK, EXAMINE CAREFULLY THE ELEMENTS OF THE EXISTING PLUMBING TO BE REMOVED. FOR REASONS OF CLARITY, THE DRAWINGS DO NOT SHOW ALL BUILDING SERVICES LOCATED IN THIS AREA OR ALL STRUCTURAL ELEMENTS. ALL BUILDING SERVICES AND OTHER UTILITIES NOT AFFECTED BY THIS WORK SHALL REMAIN OPERATIONAL. ANY DAMAGE TO BUILDING SERVICES AND UTILITIES NOT AFFECTED BY THE WORK SHALL BE PROMPTLY REPAIRED BY THE CONTRACTOR, AT NO COST TO THE BOARD.

THE SIZES AND LOCATION OF PIPING, EQUIPMENT AND OTHER UTILITIES INDICATED ON THE DRAWINGS WERE BASED ON EXISTING DRAWINGS. MAKE ANY CHANGES REQUIRED TO SUIT THE ACTUAL SITE CONDITIONS AT NO COST TO THE BOARD.

THE DEMOLITION WORK SHALL INCLUDE THE TEMPORARY OR PERMANENT RELOCATION OF ANY EXISTING BUILDING SERVICES OR ARCHITECTURAL ELEMENTS NOT SPECIFICALLY MENTIONED HEREIN BUT OBVIOUSLY NECESSARY FOR THE INSTALLATION OF THE NEW EQUIPMENT (SUCH AS, DRAINS, SANITARY VENTS, LIGHTING FIXTURES, CONDUITS, JUNCTION BOXES AND SIMILAR). AT THE CONCLUSION OF THE WORK, ALL BUILDING SERVICES AND ARCHITECTURAL ELEMENTS TEMPORARILY REMOVED SHALL BE REINSTATED AND MADE GOOD TO THEIR ORIGINAL CONDITION.

COORDINATE THE DEMOLITION WORK WITH THE ARCHITECTURAL DRAWINGS AND SPECIFICATIONS.

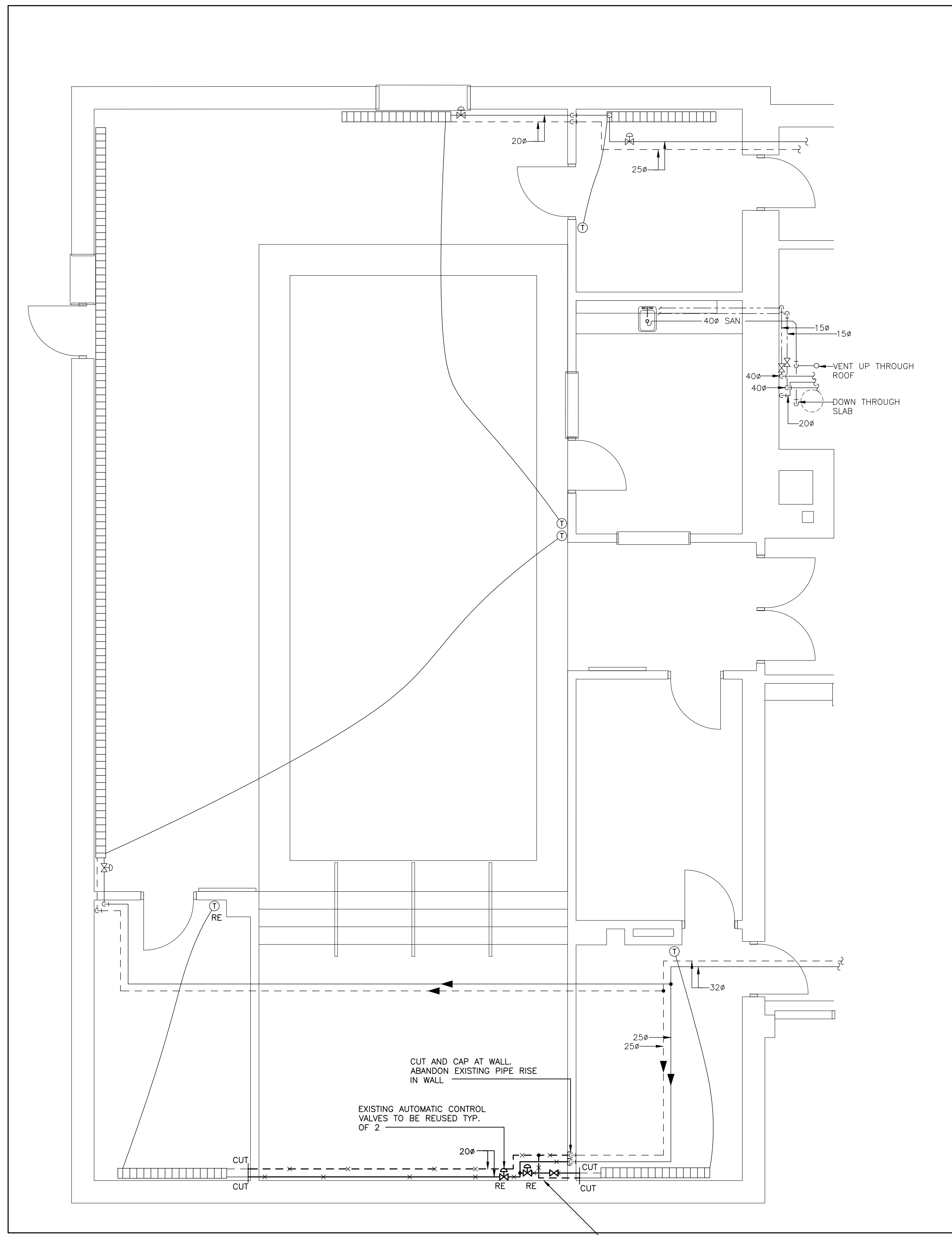
THE DRAWINGS DO NOT SHOW ALL STRUCTURAL ELEMENTS AND BUILDING SERVICES. INSTALL THE NEW DUCTING SUCH AS TO AVOID INTERFERENCES WITH EXISTING BUILDING SERVICES AND OTHER UTILITIES LOCATED IN THE CEILING SPACE. RELOCATE EXISTING SERVICES IF SO REQUIRED TO ACCOMMODATE THE NEW PIPING AND DUCTWORK, AT NO ADDITIONAL COST TO THE BOARD.

CONTRACTOR TO INCLUDE FOR REMOVAL EXISTING T-BAR CEILING IN THE WORK AREAS AS PER THE ARCHITECTURAL DRAWINGS. INCLUDE FOR REMOVAL OF CEILING TILES, LIGHTING, DIFFUSERS, AND ANY OTHER SERVICES SUCH AS FIRE ALARM DEVICES THAT NEED TO BE REMOVED. ANY REMOVED AND RE-INSTALLED FIRE ALARM DEVICES SHALL BE RE-VERIFIED.


REMOVE EXISTING HEATING PIPING RUNNING UNDER THE EXISTING ELEVATED STAGE AREA APPROXIMATELY AS SHOWN. CAP AND ABANDON EXISTING PIPING IN WALLS. ALL EXISTING CONTROL VALVES SHALL BE RE-USED FOR NEW INSTALLATION.

DISPOSE OF ALL REMOVED MATERIALS OFF-SITE AND LEAVE THE SITE CLEAN FOR SUBSEQUENT WORK.

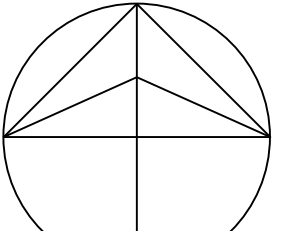
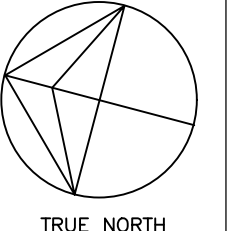
COORDINATE PHASING OF THE DEMOLITION WORK WITH THE ARCHITECT DRAWINGS AND SPECIFICATIONS.




GROUND FLOOR LIBRARY – ABOVE GROUND PIPING LAYOUT – EXISTING AND DEMO WORK  
SCALE: 1:50



NOTE:  
This drawing and all associated documentation are the confidential property of BJC architects + assoc. inc. and must be returned upon request. Any duplication, reuse, revision and/or distribution in part or whole without the prior written authorization of BJC architects + assoc. inc. is strictly prohibited. Each contractor will check and verify all dimensions and report all errors and omissions to the design professional whose seal is affixed to this drawing. Do not scale this drawing.  
The information and material herein reflect the best judgement of BJC architects + assoc. inc. in light of the information available to them at the time of preparation of these documents. Any use which a third party makes of these documents, or any reliance on or decisions to be made based on them, is the sole responsibility of such third party. BJC architects + assoc. inc. accepts no responsibility for damages, if any, suffered by any third party as a result of decisions made or actions based on these documents © BJC architects + assoc. inc. 2026.

01	ISSUED FOR TENDER	2026.03.24
No.	REVISIONS	date
		
PROJECT NORTH		TRUE NORTH
SCALE:		AS NOTED

	drawn JM last worked on by 2026.03.06 JM checked O.S. print date 24/03/26
--	--

**BJC**  
architects inc.

R.R.#2 8015 HIGHWAY#7, GUELPH, ONTARIO, CANADA N1H 6H8  
TEL: (519) 822-7390 FAX: (519) 822-5881  
www.bjcarchitects.com

client  
**WATERLOO REGION  
DISTRICT SCHOOL  
BOARD**

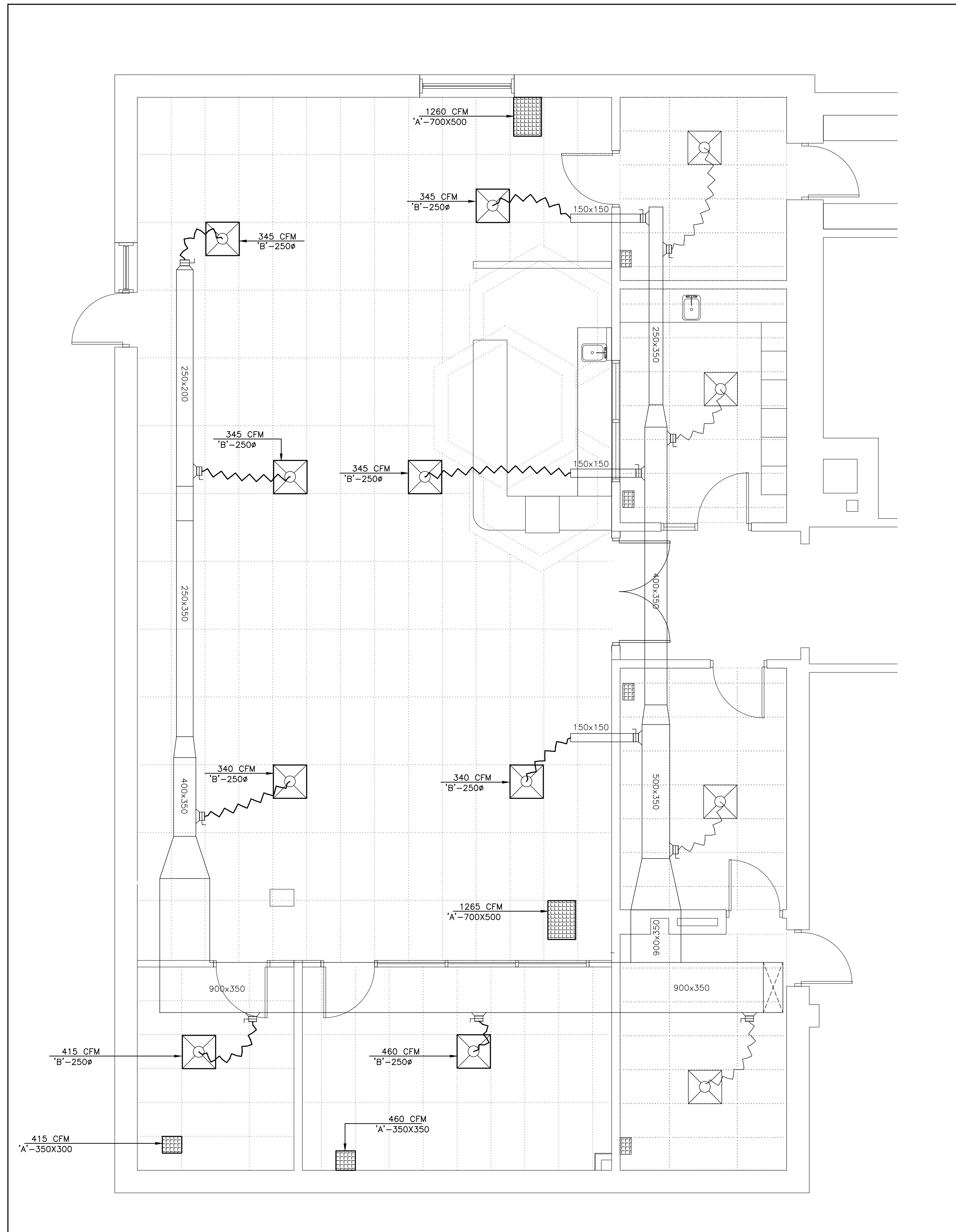
51 ARDELT AVENUE  
KITCHENER ONTARIO

project  
**CHALMERS PUBLIC SCHOOL  
RENOVATION**

35 CHALMERS STREET SOUTH  
CAMBRIDGE ONTARIO

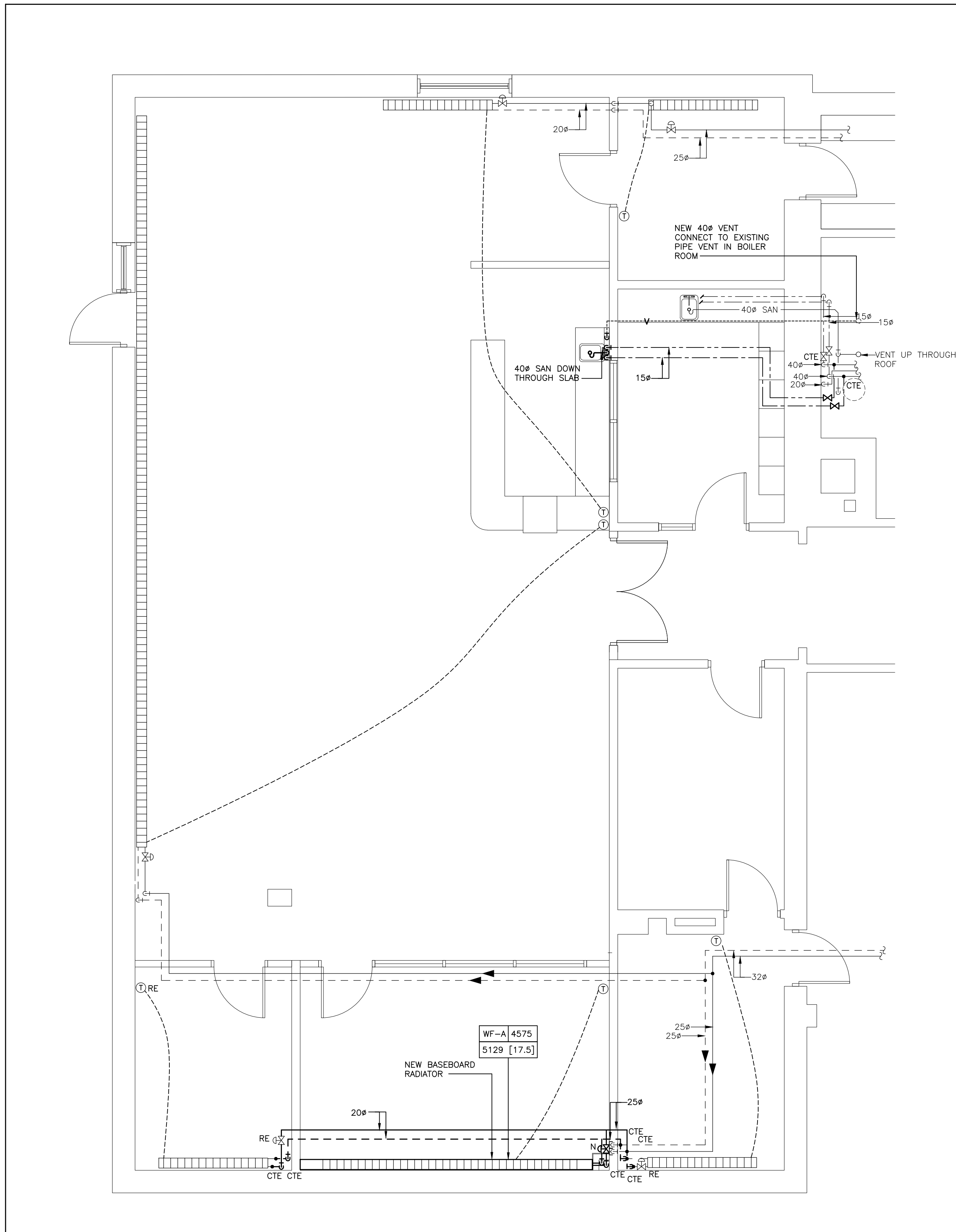
drawing title  
**HVAC & PIPING  
LAYOUT – NEW  
WORK**

reference	client reference number
project no. 25-10	
sheet no.	
<b>M-03</b>	<b>01</b>



**GROUND FLOOR LIBRARY – HVAC LAYOUT – NEW WORK**  
SCALE: 1:50

FOR NEW WORK NOTES REFER TO DRAWING M-4




**GROUND FLOOR LIBRARY – ABOVE GROUND PIPING LAYOUT – NEW WORK**  
SCALE: 1:50



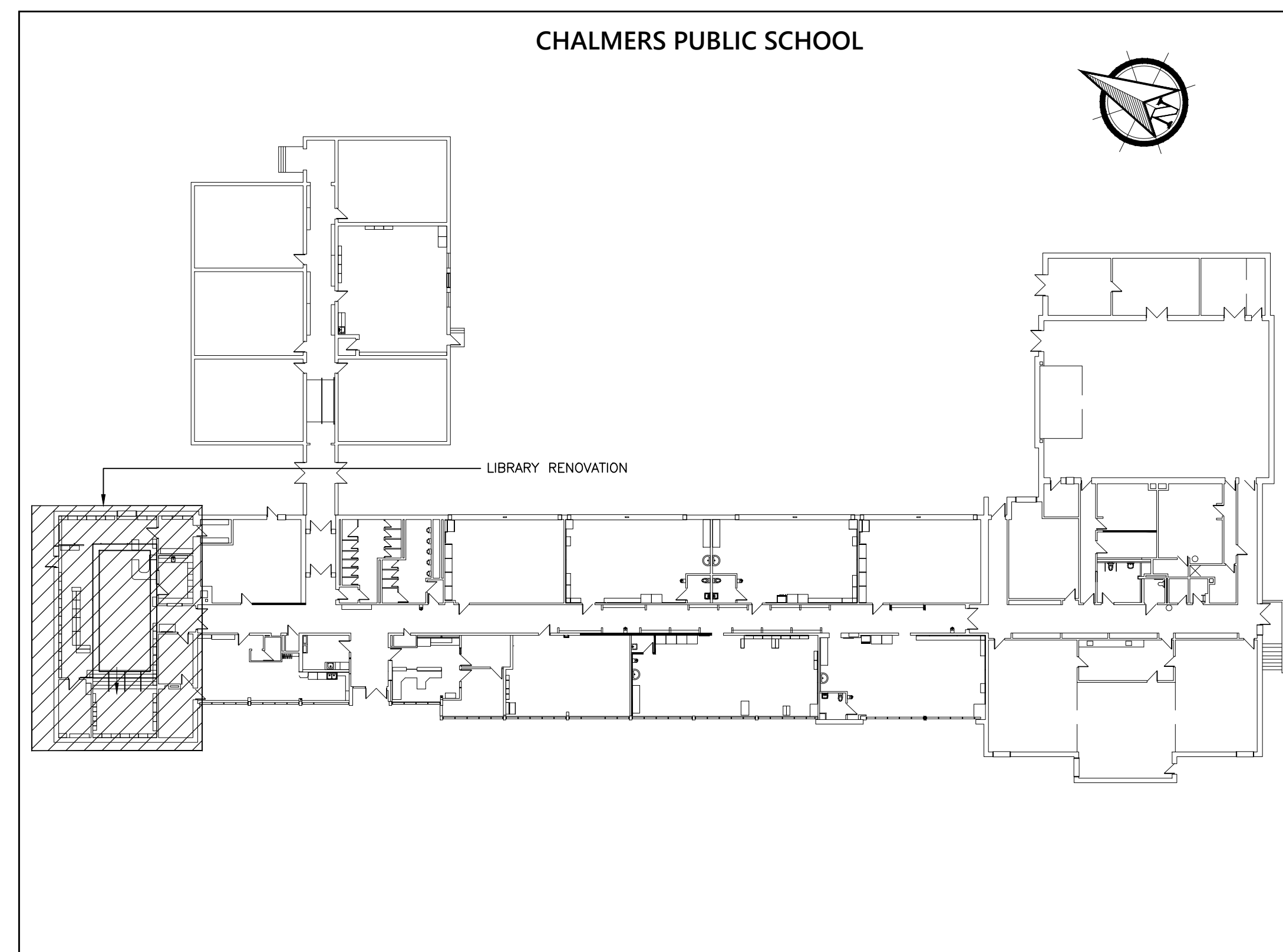
NEW LIGHTING SCHEDULE										
SYMBOL	PRODUCT DESCRIPTION	LAMP				MOUNTING				NOTES
		VOLTAGE	QUANTITY	WATTAGE	TYPE	RECESSED	SURFACE	SUSPENDED	WALL	
"A"	24X48 LED RECESSED PANEL LIGHT FIXTURE LED MODEL#COLUMBIA- CBT24	120V	23	-	LED	X	-	-	-	
"B"	LED RECESSED POT LIGHT MODEL#LFR-4RD	120V	8	-	LED	X	-	-	-	
"C"	24X2.4 LED SUSPENDED PENDANT RAIL 2 RM2D	120V	12	-	LED	-	-	-	-	

SYMBOLS – ELECTRICAL	
	DIRECT POWER OUTLET FOR USE AS NOTED INCLUDING FINAL CONNECTION.
	ELECTRICAL PANEL
	15A, 120V U-GROUND DUPLEX RECEPTACLE.
	15A, 120V U-GROUND QUADPLEX RECEPTACLE.
	15A, 120V U-GROUND DUPLEX RECEPTACLE MOUNTED AT HIGH LEVEL OR ABOVE COUNTER.
	40A 240V, 1P STOVE RECEPTACLE
	EMERGENCY LIGHTING REMOTE HEAD AS SHOWN. REFER TO SCHEDULE ON DRAWINGS AND SPECIFICATIONS FOR DETAILS
	RATE OF RISE HEAT DETECTOR
	ROOM CONTROL PANEL, INSTALLED BY ELECTRICAL DIVISION.
	ELECTRICAL PANEL, SURFACE OR FLUSH RESPECTIVELY.
	DATA OUTLET C/W 3/4" WITH 90° BEND AT TOP AND PVC END BUSHING TO ACCESSIBLE CEILING SPACE.
	LIGHTING FIXTURE
	WIRELESS ACCESS POINT WITH DATA OUTLET C/W 3/4" WITH 90° BEND AT TOP AND PVC END BUSHING TO CABLE TRAY IN CORRIDOR CEILING SPACE. PROVIDE CABLING AS PER SPECIFICATIONS. 'XD' - WHERE 'X' DENOTES NUMBER OF CABLES & JACKS.
	SINGLE POLE TOGGLE SWITCHES WITH ONE, TWO OR THREE GANG RESPECTIVELY.
	ROOM CONTROL PANEL WITH DEVICES AS SHOWN, SUPPLIED & INSTALLED BY ELECTRICAL DIVISION. REFER TO SPECIFICATIONS FOR DETAILS.
	PUBLIC ADDRESS SYSTEM SPEAKER
	AV OUTLET C/W HDMI PORT FOR PROJECTOR C/W 41mm CONDUIT
	ROOM THERMOSTAT
EX	DENOTES EXISTING TO REMAIN
R	DENOTES EXISTING TO BE REMOVED ENTIRELY
N	DENOTES NEW
ER	EXISTING ELECTRICAL EQUIPMENT/DEVICE TO BE RELOCATED.
RE	EXISTING ELECTRICAL EQUIPMENT/DEVICE IN RELOCATED POSITION.



NOTE:  
This drawing and all associated documentation are the confidential property of BJC architects + assoc. inc. and must be returned upon request. Any duplication, reuse, revision and/or distribution in part or whole without the prior written authorization of BJC architects + assoc. inc. is strictly prohibited. Each contractor will check and verify all dimensions and report all errors and omissions to the design professional whose seal is affixed to this drawing. Do not scale this drawing.  
The information and material herein reflect the best judgement of BJC architects + assoc. inc. in light of the information available to them at the time of preparation of these documents. Any use which a third party makes of these documents, or any reliance on or decisions to be made based on them, is the sole responsibility of such third party. BJC architects + assoc. inc. accepts no responsibility for damages, if any, suffered by any third party as a result of decisions made or actions based on these documents © BJC architects + assoc. inc. 2026.

01	ISSUED FOR TENDER	2026.03.24
No.	REVISIONS	date
		scale AS NOTED



MECHANICAL WORK AREAS – KEY PLAN  
SCALE: N.T.S.

consultant:	drawn	JM
ENGINEERING Inc.	last worked on by	2026.03.06 JM
88 EDWARD AVE. UNIT 26, RICHMOND HILL, ONT. L4C 9P9 TEL: (905) 709-1888 FAX: (905) 709-1877	checked	O.S.
	print date	24/03/26

**BJC**  
architects inc.

R.R.#2 8015 HIGHWAY#7, GUELPH, ONTARIO, CANADA N1H 6H8  
TEL: (519) 822-7390 FAX: (519) 822-5881  
www.bjcarchitects.com

client  
WATERLOO REGION DISTRICT SCHOOL BOARD

51 ARDELT AVENUE KITCHENER ONTARIO

project  
CHALMERS PUBLIC SCHOOL RENOVATION

35 CHALMERS STREET SOUTH CAMBRIDGE ONTARIO

drawing title  
LEGEND, KEY PLAN, & SCHEDULES

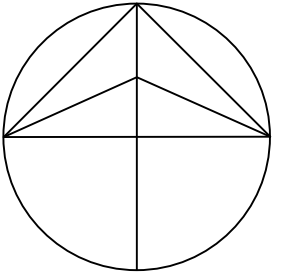
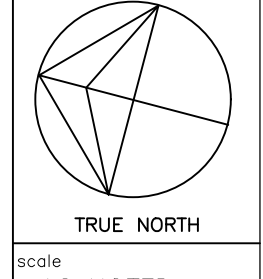
reference


project no. 25-10  
sheet no.

client reference number

**E-01 01**

NOTE:  
This drawing and all associated documentation are the confidential property of BJC architects + assoc. inc. and must be returned upon request. Any duplication, reuse, revision and/or distribution in part or whole without the prior written authorization of BJC architects + assoc. inc. is strictly prohibited. Each contractor will check and verify all dimensions and report all errors and omissions to the design professional whose seal is affixed to this drawing. Do not scale this drawing.  
The information and material herein reflect the best judgement of BJC architects + assoc. inc. in light of the information available to them at the time of preparation of these documents. Any use which a third party makes of these documents, or any reliance on or decisions to be made based on them, is the sole responsibility of such third party. BJC architects + assoc. inc. accepts no responsibility for damages, if any, suffered by any third party as a result of decisions made or actions based on these documents © BJC architects + assoc. inc. 2026.

01	ISSUED FOR TENDER	2026.03.24
No.	REVISIONS	date
 PROJECT NORTH		 TRUE NORTH SCALE: AS NOTED

 SAB ENGINEERING Inc. <small>200 EDWARD AVE. UNIT 20, KITCHENER, ONT. L3C 9P9          TEL: (519) 875-8888 FAX: (519) 875-8877</small>	drawn JM last worked on by 2026.03.06 JM checked O.S. print date 24/03/26
---	--



**BJC**  
architects inc.  
R.R.#2 8015 HIGHWAY#7, GUELPH, ONTARIO, CANADA N1H 6H8  
TEL: (519) 822-7390 FAX: (519) 822-5861  
www.bjcarchitects.com

client  
**WATERLOO REGION  
DISTRICT SCHOOL  
BOARD**

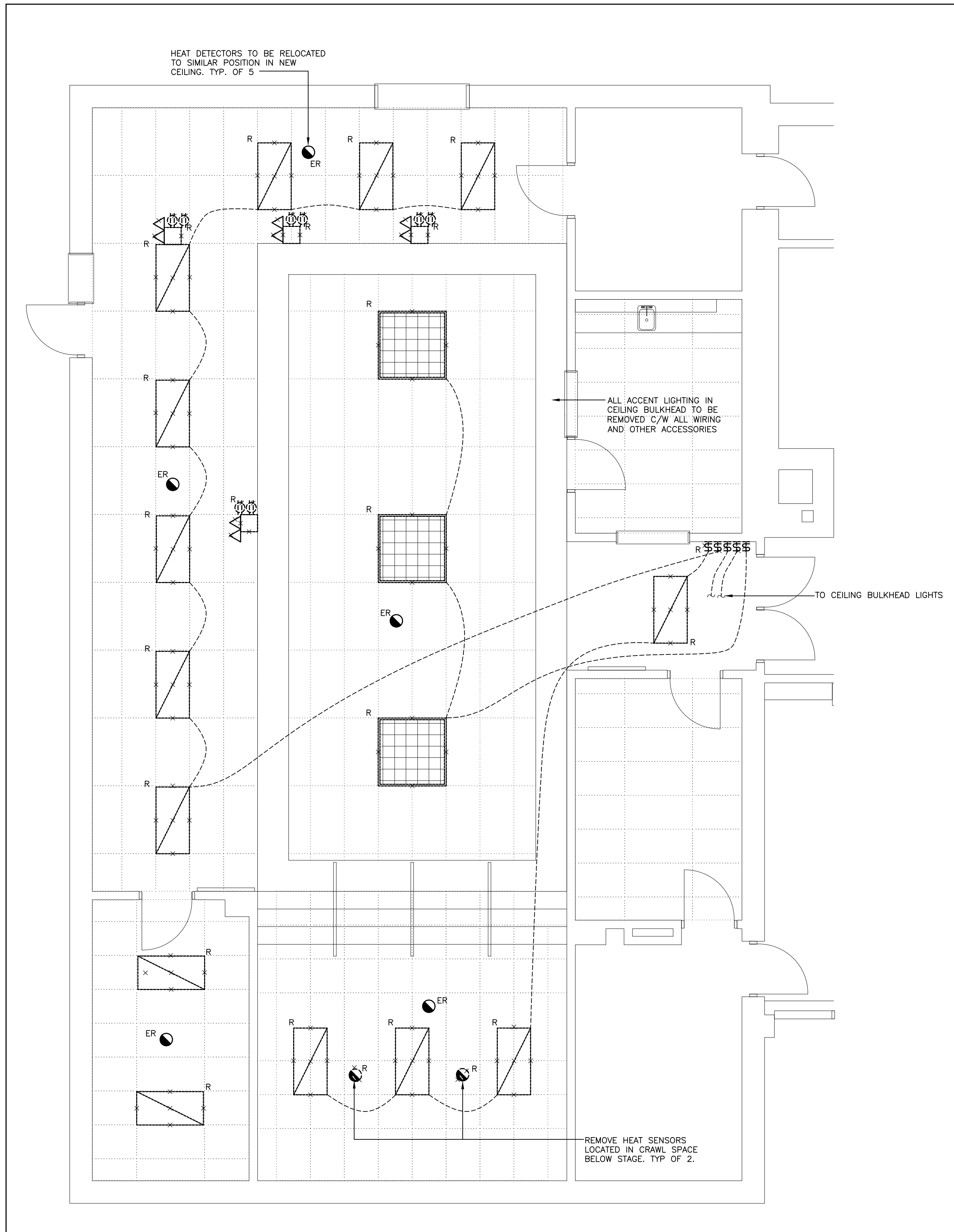
51 ARDELT AVENUE KITCHENER ONTARIO

project  
**CHALMERS PUBLIC SCHOOL  
RENOVATION**

35 CHALMERS STREET SOUTH CAMBRIDGE ONTARIO

drawing title  
**LIGHTING & F/A  
LAYOUT – DEMO  
& NEW WORK**

reference	client reference number
project no. 25-10	sheet no. 01
<b>E - 02</b>	



**GROUND FLOOR LIBRARY – LIGHTING & FIRE ALARM LAYOUT – EXISTING AND DEMO WORK**  
SCALE: 1:50

**NEW WORK NOTES:**

PROVIDE NEW LIGHT FIXTURES AS SHOWN OF TYPE NOTED. CONNECT LIGHTING TO THE EXISTING LIGHTING POWER CIRCUITS SERVING THE AREA. REMOVE EXISTING SWITCHES BY LIBRARY ENTRANCE AND PROVIDE NEW SWITCHES AT NEW LOCATION ABOVE NEW PUSH-BOTTOM, APPROXIMATELY AS SHOWN. EXTEND EXISTING POWER WIRING TO NEW SWITCH LOCATION. PROVIDE NEW WIRING FROM NEW SWITCH TO NEW LIGHTS. INCLUDE FOR EXTENDING OF ALL EXISTING LIGHTING CIRCUITS AS REQUIRED TO SUIT THE NEW LIGHTING LAYOUT.

INCLUDE FOR THE SUPPLY & INSTALLATION OF NEW J-HOOKS TO SUPPORT EXISTING, UN-SUPPORTED LOW-VOLTAGE CABLING. MINIMUM SPAN OF J-HOOKS SHALL BE 5FT, INCREASED AS NECESSARY TO SUIT THE NUMBER OF CABLES. AFTER REMOVAL OF CEILINGS, CAREFULLY SUPPORT ALL EXISTING CABLING NOT PROPERLY SUPPORTED USING THE J-HOOK CABLE MANAGEMENT SYSTEM.

TRACE AND VERIFY ALL EXISTING POWER AND SYSTEM SOURCES SERVING THE RENOVATED AREAS INCLUDING BRANCH CIRCUITS.

PROVIDE LABELS (CLEAR TAPE WITH BLACK LETTERS FOR SIZE 14) ON ALL NEW AND EXISTING TO REMAIN RECEPTACLES, SWITCHES AND JUNCTION BOXES COVERPLATES.

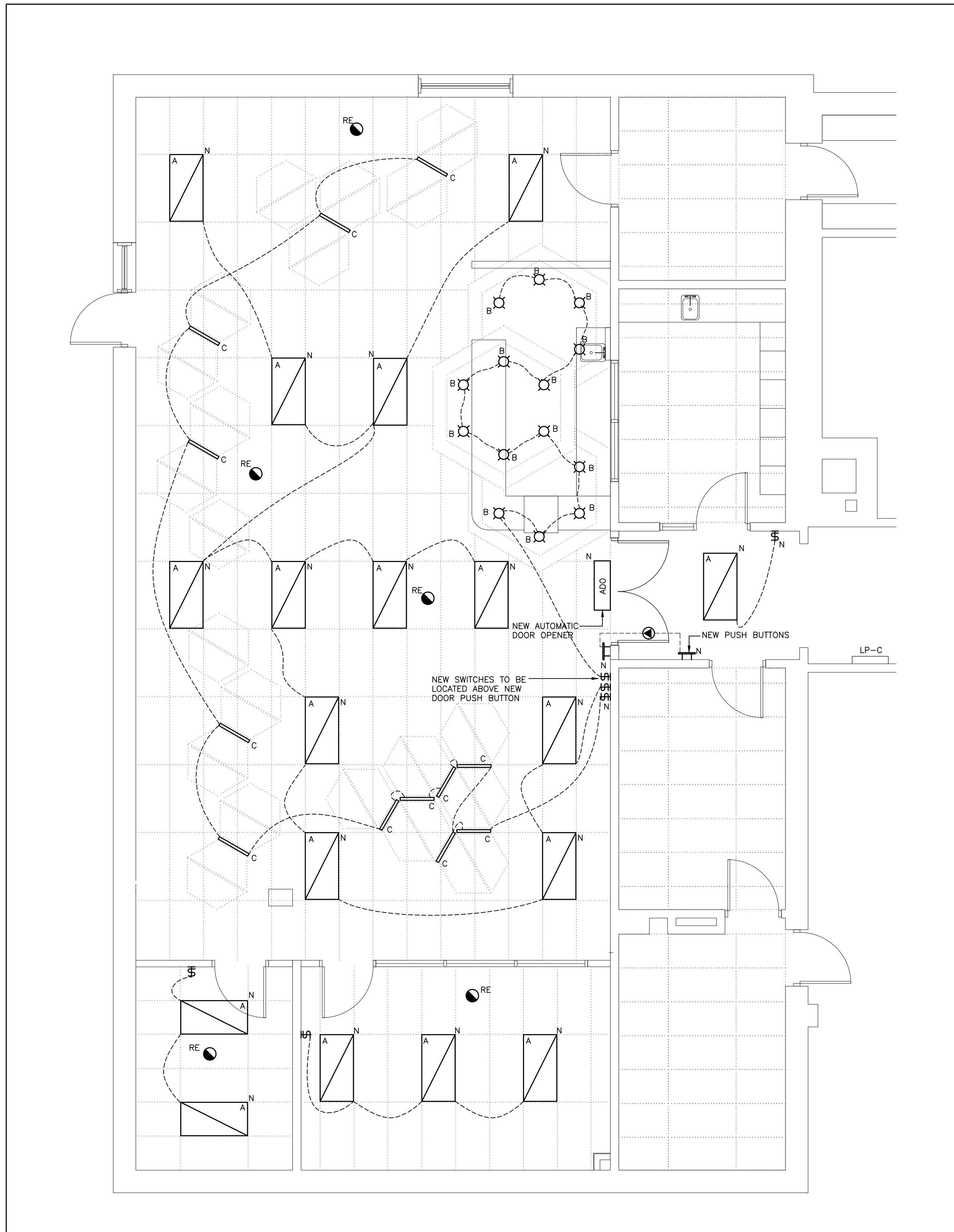
ALL DEVICES/EQUIPMENT/POWER CONNECTIONS SHOWN ARE NEW UNLESS OTHERWISE STATED.

PROVIDE 120V POWER CONNECTIONS (C/W WIRING AND RACEWAYS), BACKBOXES, LOW VOLTAGE WIRING AND CONDUIT REQUIRED FOR THE DOOR OPERATOR SYSTEM (C/W TWO PUSH BUTTONS, PUSH-TO-LOCK BUTTON, ELECTRIC STRIKE AND AUTO OPERATOR) FOR A FULLY OPERATIONAL SYSTEM, ELECTRIC STRIKE, POWER SUPPLY, AUTO OPERATOR, ACTUATORS, PUSH-TO-LOCK BUTTON, LED PLATE, RELAY, AND TRANSFORMER ARE TO BE SUPPLIED UNDER ARCHITECTURAL DIVISION. INSTALLATION OF ALL COMPONENTS SHALL BE BY DIVISION 26. SUPPLY OF ALL WIRING, RACEWAYS AND BACKBOXES SHALL BE BY DIV.26. COORDINATE INSTALLATION WITH OTHER TRADES DURING CONSTRUCTION. STANDARD OF ACCEPTANCE FOR DOOR OPERATOR IS HORTON – SERIES 7100 SURFACE APPLIED

REFER TO ARCHITECTURAL DRAWINGS FOR DEVICE/EQUIPMENT HEIGHT AND LOCATION PRIOR TO ROUGH-IN. ROUGH-IN ACCORDINGLY.

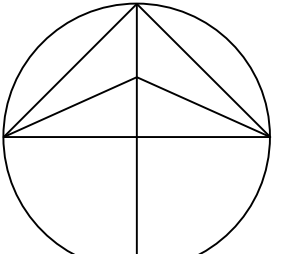
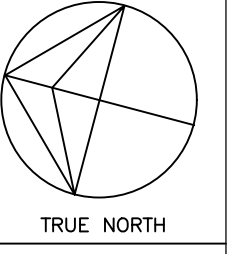
CONTRACTOR TO PROVIDE POWER FOR THE NEW DEVICES FROM THE NEAREST ELECTRICAL PANEL. PROVIDE ALL BREAKERS, WIRING AND CONDUITS.


VERIFY ON SITE LOCATION OF LOCAL DISCONNECT OF EQUIPMENT.



**GROUND FLOOR LIBRARY – LIGHTING & FIRE ALARM LAYOUT – NEW WORK**  
SCALE: 1:50

NOTE:  
This drawing and all associated documentation are the confidential property of BJC architects + assoc. inc. and must be returned upon request. Any duplication, reuse, revision and/or distribution in part or whole without the prior written authorization of BJC architects + assoc. inc. is strictly prohibited. Each contractor will check and verify all dimensions and report all errors and omissions to the design professional whose seal is affixed to this drawing. Do not scale this drawing.  
The information and material herein reflect the best judgement of BJC architects + assoc. inc. in light of the information available to them at the time of preparation of these documents. Any use which a third party makes of these documents, or any reliance on or decisions to be made based on them, is the sole responsibility of such third party. BJC architects + assoc. inc. accepts no responsibility for damages, if any, suffered by any third party as a result of decisions made or actions based on these documents © BJC architects + assoc. inc. 2026.

01	ISSUED FOR TENDER	2026.03.24
No.	REVISIONS	date
 PROJECT NORTH		 TRUE NORTH scale: AS NOTED

 SAB ENGINEERING Inc. <small>800 EDWARD AVE. UNIT 20, RICHMOND HILL, ONT. L4C 9P9 TEL: (905) 709-1888 FAX: (905) 709-1877</small>	drawn JM last worked on by 2026.03.24 JM checked O.S. print date 24/03/26
--	--



**BJC**  
architects inc.  
R.R.#2 8015 HIGHWAY#7, GUELPH, ONTARIO, CANADA N1H 6H8  
TEL: (519) 822-7390 FAX: (519) 822-5881  
www.bjcarchitects.com

client  
**WATERLOO REGION  
DISTRICT SCHOOL BOARD**

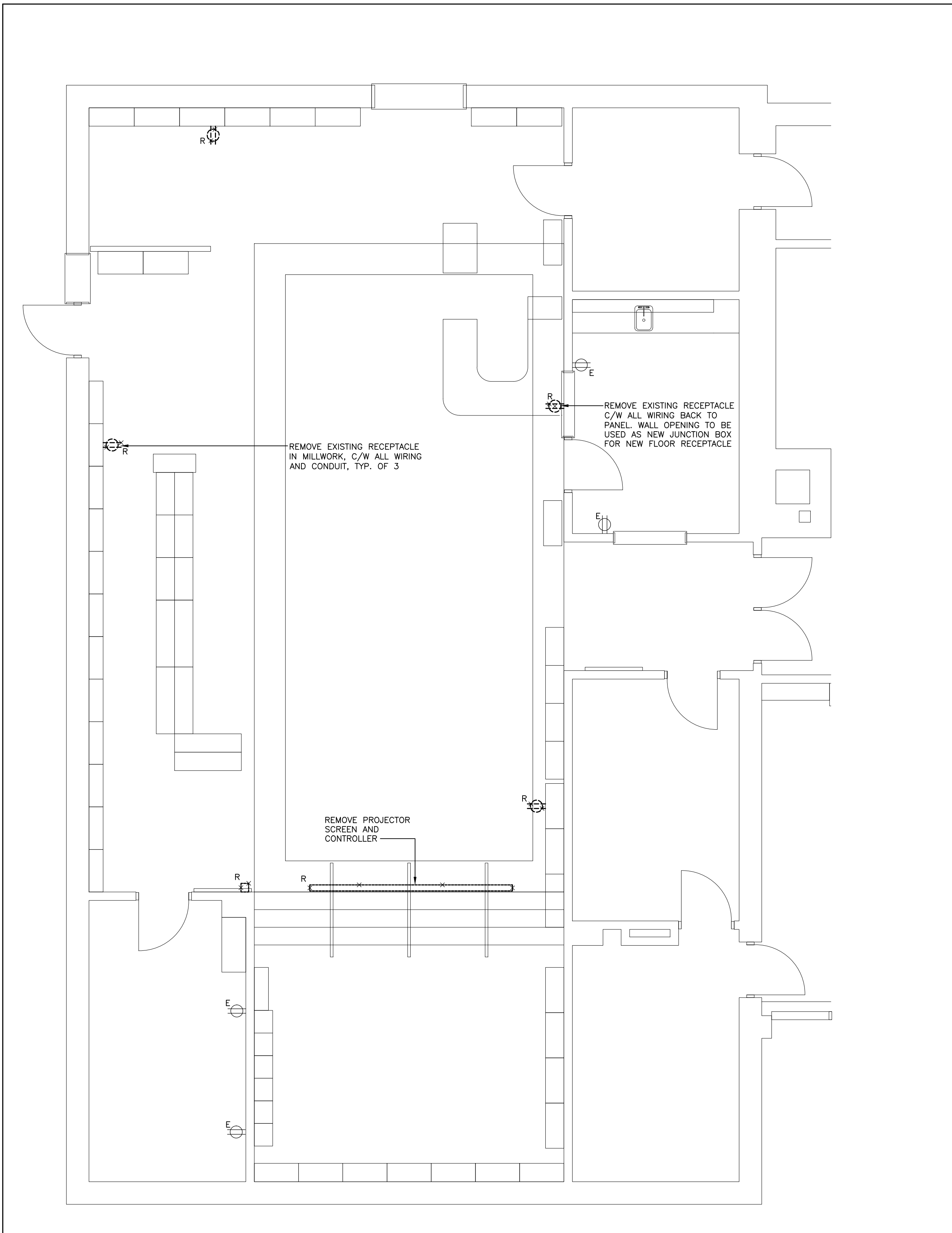
51 ARDELT AVENUE KITCHENER ONTARIO

project  
**CHALMERS PUBLIC SCHOOL  
RENOVATION**

35 CHALMERS STREET SOUTH CAMBRIDGE ONTARIO

drawing title  
**POWER LAYOUT  
LAYOUT – DEMO  
& NEW WORK**

reference	client reference number
project no. 25-10	sheet no. 01
<b>E - 03</b>	

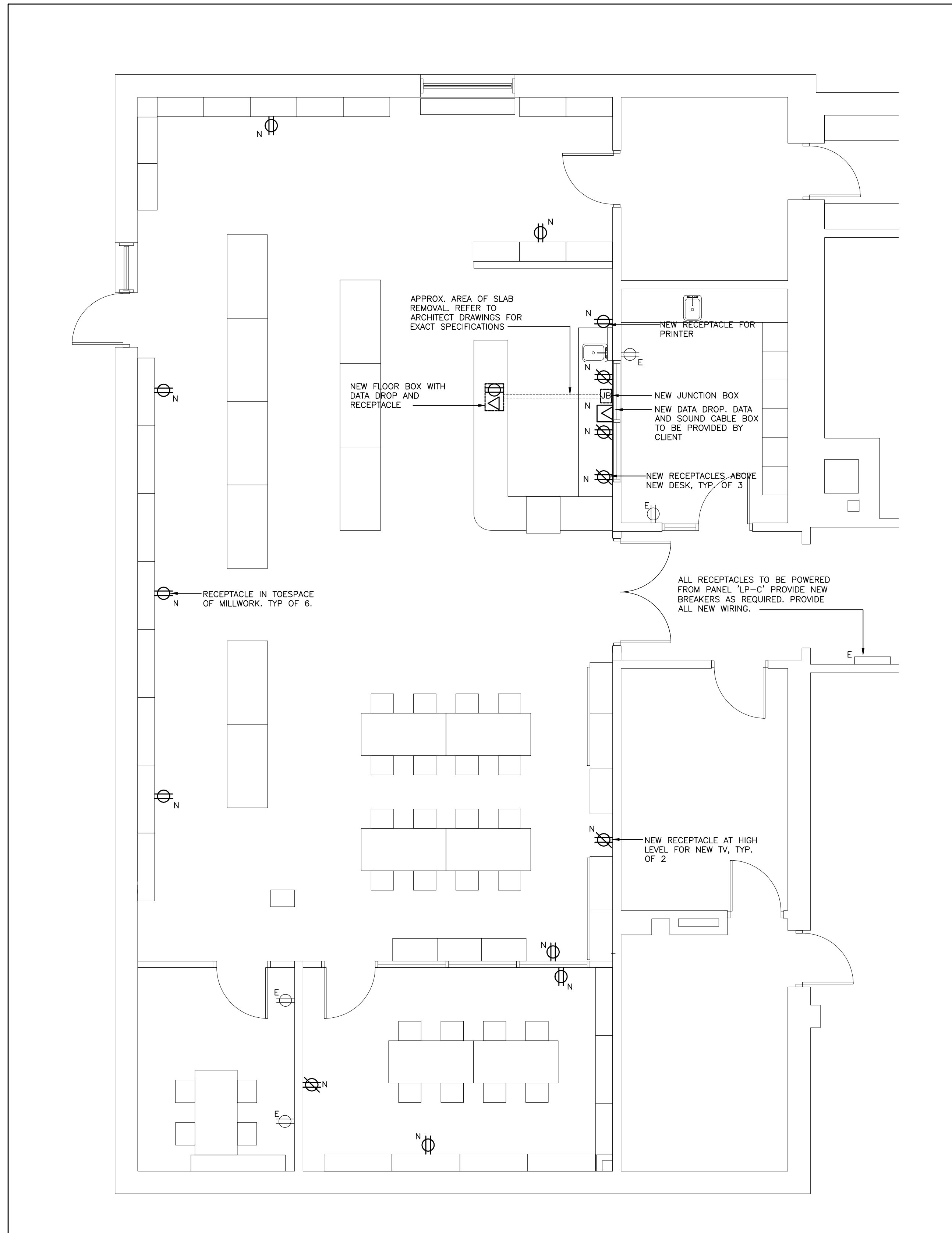


**GROUND FLOOR LIBRARY – POWER LAYOUT – EXISTING AND DEMO WORK**  
SCALE: 1:50

**NEW WORK NOTES:**

ELECTRICAL CONTRACTOR SHALL EXERCISE EXTREME CAUTION IN EXCAVATING AND TRENCHING ON THIS SITE TO AVOID EXISTING CONDUITS, PIPING AND DUCTS, ETC. AND TO PREVENT HAZARD TO PERSONNEL AND DAMAGE TO EXISTING UNDERGROUND UTILITIES OR STRUCTURES. THE ENGINEER IS NOT RESPONSIBLE FOR THE LOCATION OF UNDERGROUND UTILITIES OR STRUCTURES WHETHER OR NOT SHOWN OR DETAILED AND INSTALLED BY THIS OR ANY OTHER CONTRACTS. THE CONTRACTOR SHALL IMMEDIATELY NOTIFY THE OWNER SHOULD SUCH UNIDENTIFIED CONDITIONS BE DISCOVERED. THESE DRAWINGS AND SPECIFICATIONS DO NOT INCLUDE NECESSARY COMPONENTS FOR CONSTRUCTION SAFETY.

NEW FLOOR BOX SHALL BE LEGRAND RFBA SERIES, 2 GANG MINIMUM CAPACITY, C/W COVER



**GROUND FLOOR LIBRARY – POWER LAYOUT – NEW WORK**  
SCALE: 1:50