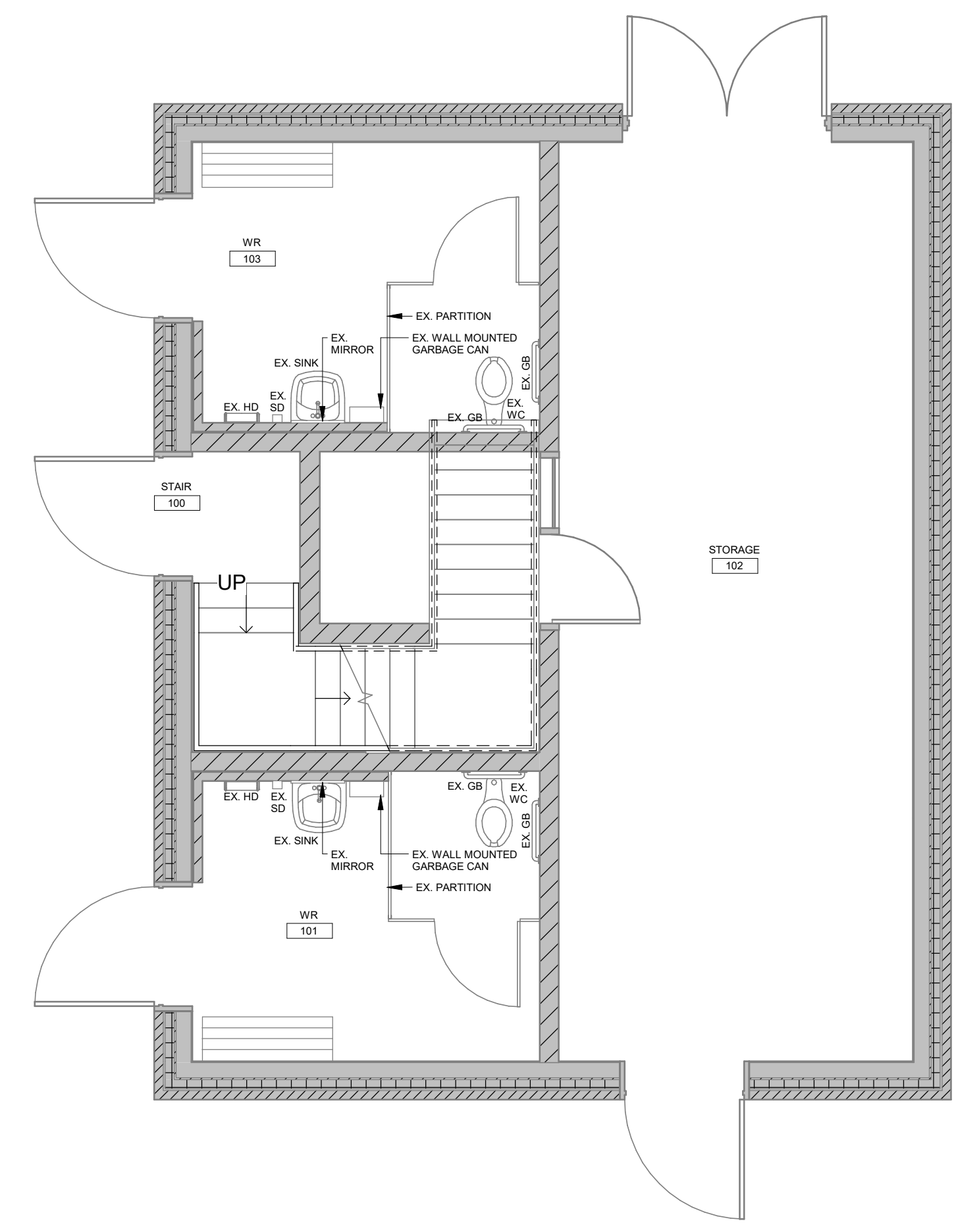
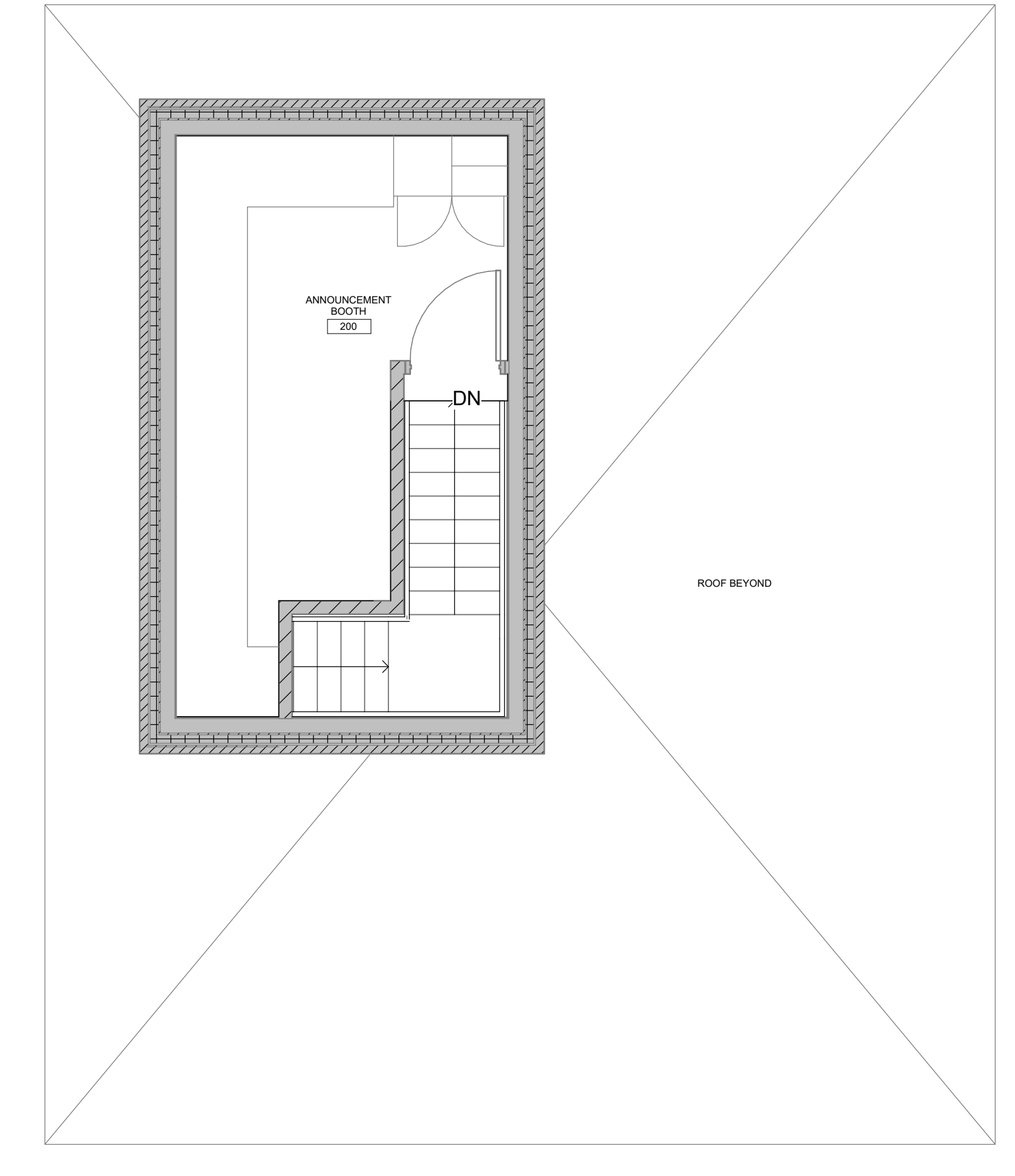


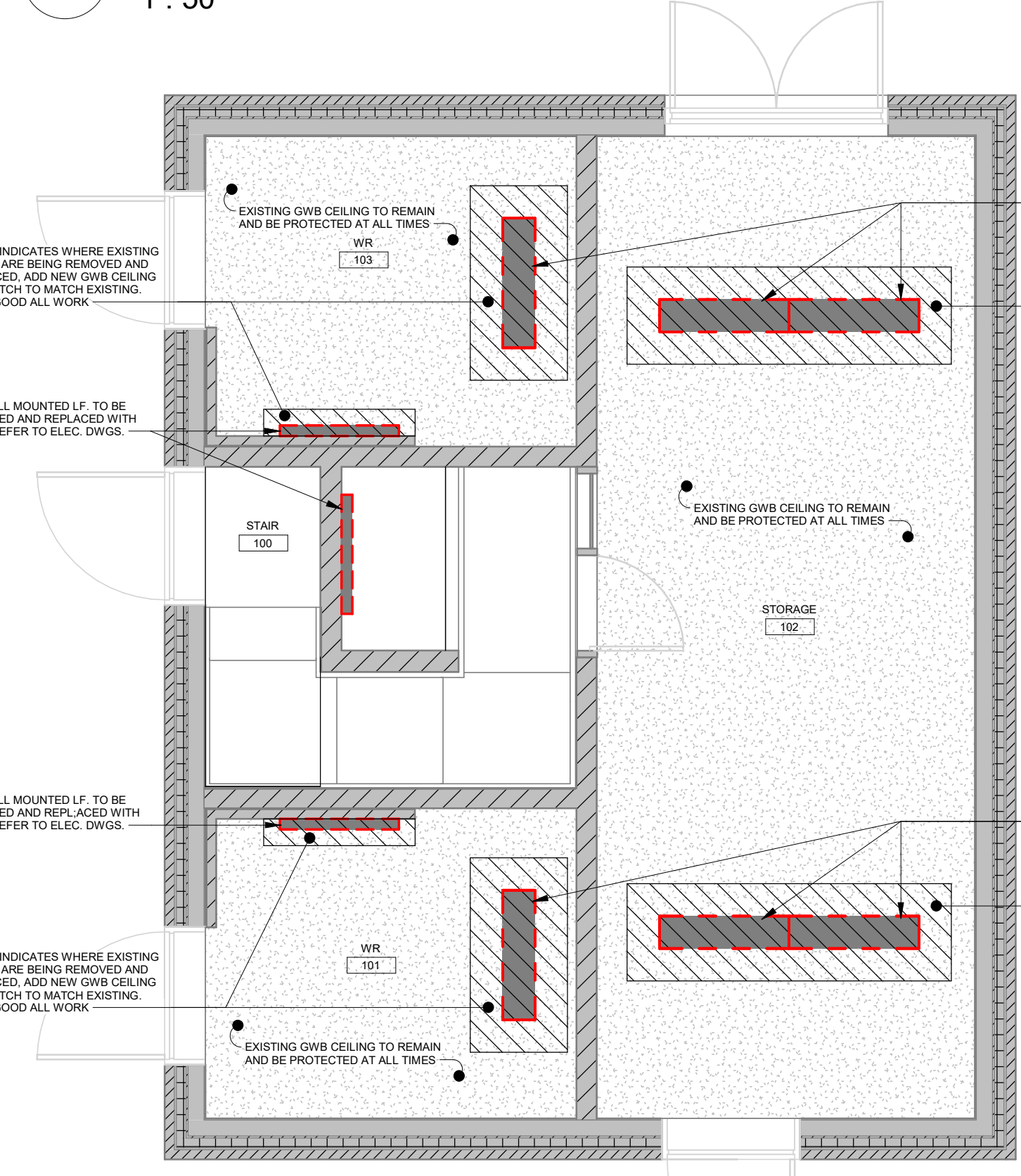
1 Site Plan
A101 1 : 500



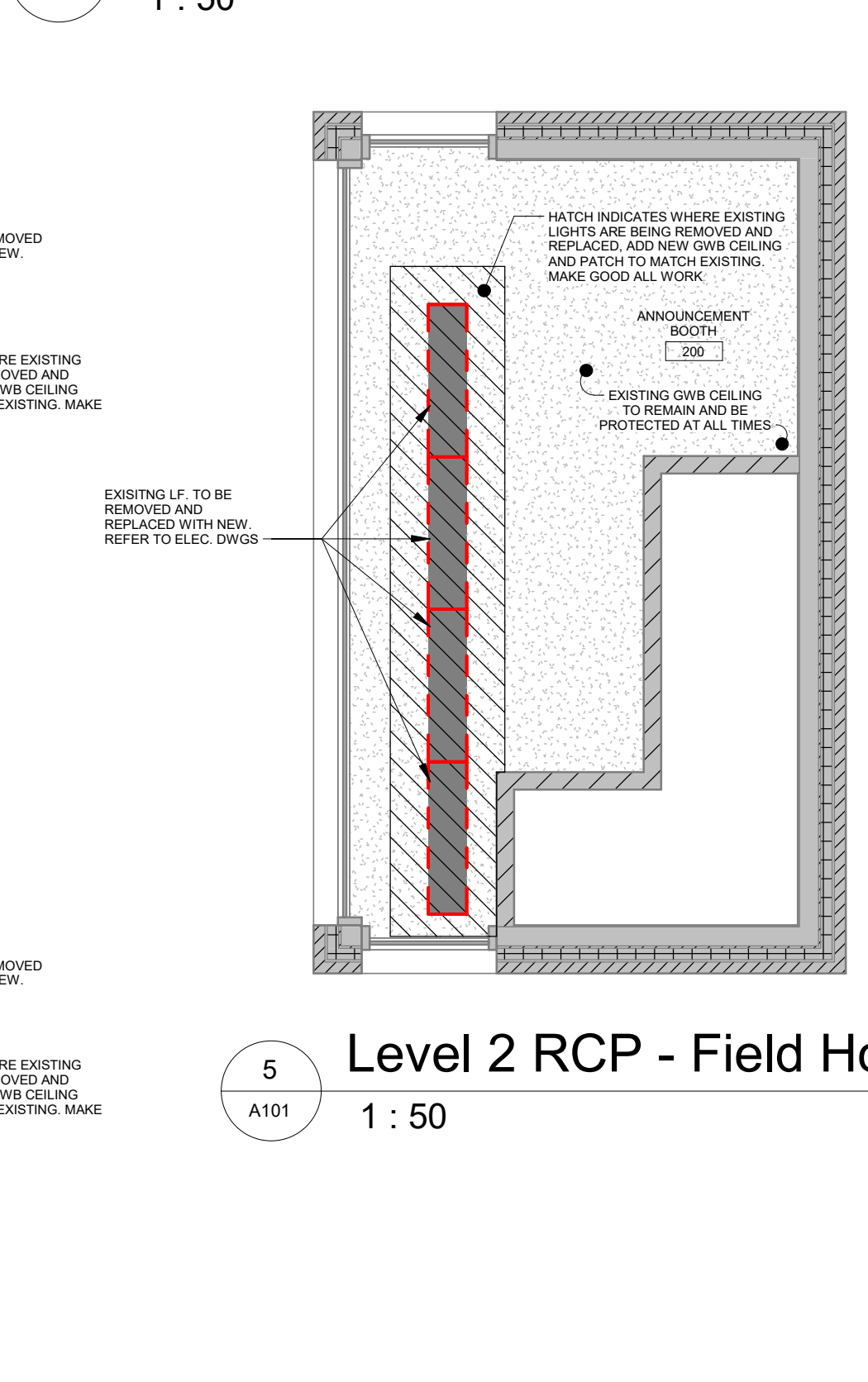
2 Level 1 - Field House
A101 1 : 50



3 Level 2 - Field House
A101 1 : 50



4 Level 1 RCP - Field House
A101 1 : 50



5 Level 2 RCP - Field House
A101 1 : 50

- REFLECTED CEILING PLAN NOTES:**
- COORDINATE FULLY WITH MECHANICAL & ELECTRICAL DRAWINGS & SPECIFICATIONS TO ENSURE PROPER PLACEMENT OF ALL LIGHTS, GRILLES, EXHAUST FANS, OFFUSERS ETC. RELATIVE TO THE REFLECTED CEILING PLAN LAYOUT
 - PROVIDE ALL EXPOSED STEEL STRUCTURE SUPPORTING FLOOR LOADS WITH (2) LAYERS OF 3/8" REINFORCED CONCRETE SLAB BEARING CAPABLE W/IMPACT ASSEMBLY TO PROVIDE A 1 HOUR FIRE RESISTANCE RATING. ALL DETAILS MUST COMPLY.
 - REFER TO ELECTRICAL DRAWINGS FOR LOCATIONS OF FIXTURES. FLUSH WITH GYPSUM WALL BOARD CEILING AND REQUIRE CAREFUL FINISHING.

- REFLECTED CEILING PLAN LEGEND:**
- SUPPLY AIR OFFUSER AS PER MECH. DWGS
 - RETURN AIR OFFUSER AS PER MECH. DWGS
 - EXHAUST GRILLE AS PER MECH. DWGS
 - SURFACE MOUNTED LUMINAIRE AS PER ELEC. DWGS
 - RECESSED LUMINAIRE AS PER ELEC. DWGS
 - RECESSED LIGHT FIXTURE AS PER ELEC. DWGS
 - WALL MOUNTED LIGHT FIXTURE AS PER ELEC. DWGS
 - 610 x 120 LAY-IN CEILING TILE

No.	Revision	Date
1	Issued Permit & Tender	2026_03_30

Orientation Seal

PROJECT NORTH

All dimensions to be checked and verified on the job by the Contractor. Any discrepancies are to be reported to the Consultant prior to action. Only the latest approved drawings to be used for construction in conformance with all applicable codes, by-laws and regulations. All drawings remain the property of the Consultant.

© Copyright Reserved.
These drawings and all that is represented herein are the exclusive property of Salter Pilon Architecture Inc. They may not be used or reproduced without written permission from Salter Pilon Architecture Inc.

salterpilon
architecture

151 Ferris Lane, Suite 400 Barrie, Ontario L4M 6C1
salterpilon.com t: 705.737.3530

Project Information

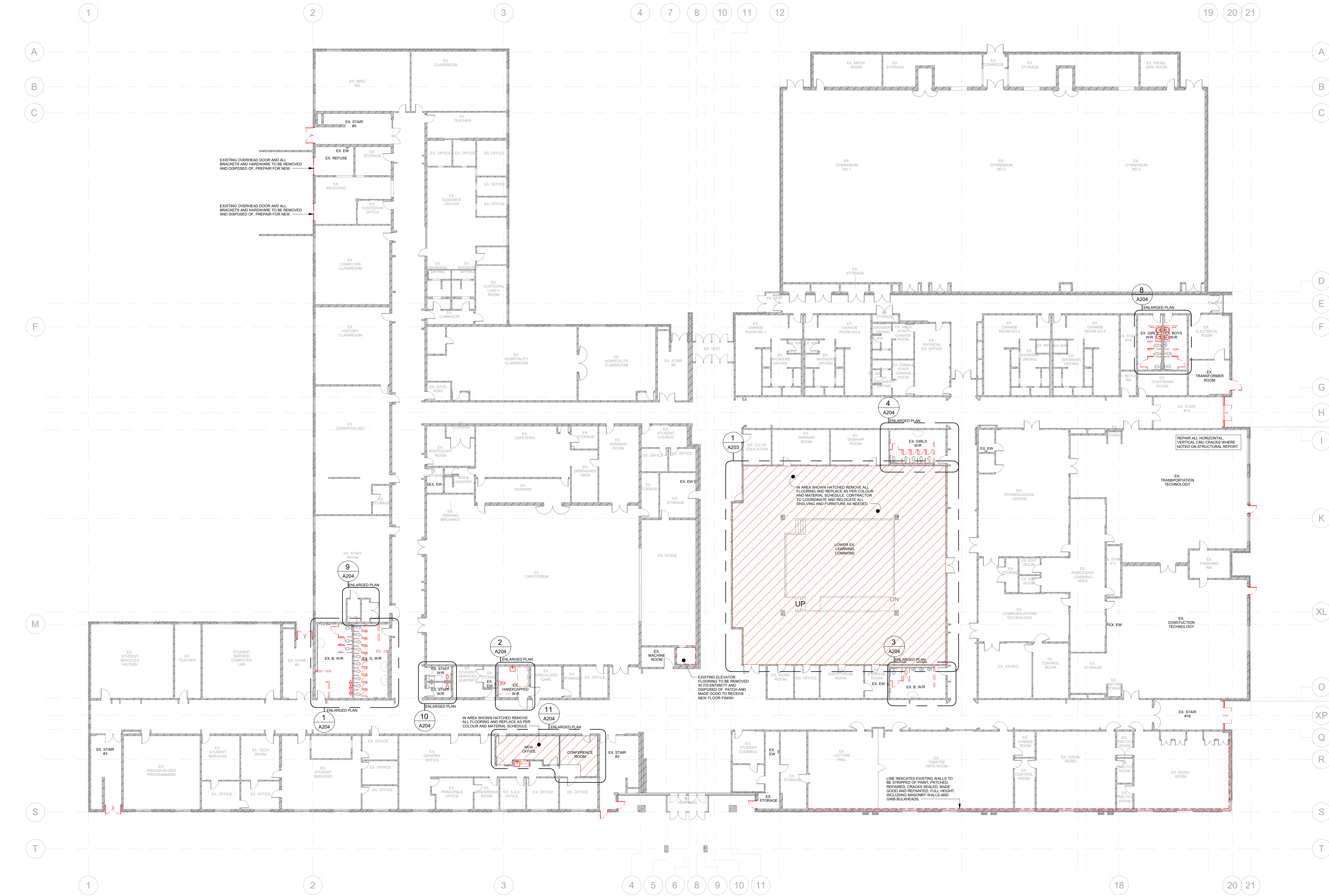
ST. DAVID CSS RENOVATIONS

4 High St. Waterloo, ON, N2L 3X5

For Waterloo Catholic District School Board

Drawing Title **Site Plan & Field House Plans**

Date	2026_03_30	Project No	25029	Drawing No	A101
Drawn by	KM	Scale	As indicated		



REMOVALS NOTES:

ALL EXISTING CEILING, WALL, FLOOR & BASE FINISHES ARE IDENTIFIED AND ARE INCLUDED IN THIS LEGEND AS A GUIDE. REMOVE AND REPLACE AND FINISH ONLY THOSE FINISHES SPECIFICALLY NOTED ON DRAWINGS OR WHERE NEW MATERIALS OR FINISHES ARE SPECIFICALLY NOTED IN ROOM FINISH SCHEDULES

DEMOLITION ABBREVIATIONS:

- ACT - ACUSTIC TILE
- CPT - CARPET
- CONC - CONCRETE
- CT - CERAMIC TILE
- ES - EXPOSED STRUCTURE
- EX - EXISTING
- EXWB - OYSTRUM WALL BOARD
- RB - RUBBER BASE
- RSF - RUBBER SHEET FLOORING
- SIF - SAFETY FLOORING
- TERR - TERRAZO
- WD - WOOD
- WCT - WVG COMPOSITION TILE

ITEMIZED LIST OF EXISTING EQUIPMENT AND BUILDING PORTIONS TO BE REMOVED:

NOTE: THIS LIST IS PRESENTED AS A PARTIAL LIST OF EXISTING ITEMS AND IS REPRESENTATIVE ONLY OF THE NATURE AND TYPE OF ITEMS TO BE REMOVED. ADDITIONAL REMOVALS CALLED FOR, OR IMPLIED AS A RESULT OF NEW CONSTRUCTION WORK AS DETAILED, ARE TO BE CARRIED OUT AS REQUIRED. CONTRACTOR IS RESPONSIBLE FOR COMPLETE INSPECTION OF ALL EXISTING CONDITIONS TO DETERMINE THE EXTENT OF DEMOLITION AND REMOVAL NECESSARY TO COMPLETE ALL WORK TO THE INTENT OF THE DRAWINGS AND SPECIFICATIONS. REFER TO MECHANICAL & ELECTRICAL SERVICES ARE TO BE LOCATED & MARKED. PROTECT ANY ALL EQUIPMENT AND SERVICES BY OTHERS WHERE THESE DRAWINGS REFER TO MECHANICAL AND ELECTRICAL DRAWINGS. THIS WORK IS BY OTHERS.

INDICATES EXISTING DOORS & FRAMES TO BE REMOVED. REPAIR & MAKE GOOD EXISTING JAMBS TO REMAIN. SEE PLANS FOR LOCATIONS. PARTS TO BE REPAIRED, REFINISHED AND MAKE GOOD SURROUNDING FINISHES AND MATERIALS AROUND AND AFFECTED BY THE REMOVED AND REPLACED DOORS, FRAMES AND HARDWARE.

PORTIONS OF EXISTING WALL SYSTEMS TO BE REMOVED TO EXTENT INDICATED. REMOVE FULL HEIGHT (OR AS INDICATED) & PROVIDE STRUCTURAL SUPPORT AS REQUIRED. REPAIR REMAINING ADJACENT ELEMENTS TO MATCH EXISTING. MAKE GOOD ALL WORK.

INDICATES EXISTING WINDOW & FRAME TO BE REMOVED. REPAIR & MAKE GOOD EXISTING JAMBS TO REMAIN. SEE PLANS FOR LOCATIONS.

AREA OF EXISTING CONCRETE FLOOR SLAB & STRUCTURE TO BE CUT AND REMOVED AS REQUIRED. REPAIR AND RECONSTRUCT PLUMBING, COORDINATE FULLY WITH STRUCTURAL & MECHANICAL DRAWINGS. MAKE GOOD ALL WORK.

CONTRACTORS ARE NOT ALLOWED ACCESS TO ANY OTHER AREAS OF THE EXISTING BUILDING EXCEPT TO PERFORM ANY & ALL WORK AS PART OF THIS CONTRACT.

CONTRACTORS ARE NOT TO USE THE EXISTING BUILDING WASHROOM FACILITIES.

NOTE: REFER TO THE LIMITED DESIGNATED SUBSTANCES SURVEY (LDBS) FOR ALL RECOMMENDATIONS ON REMOVAL & DISPOSAL OF ALL POSSIBLE HAZARDOUS MATERIALS TO BE FOUND ON SITE.

NOTE: NO DOORS TO BE REMOVED UNTIL NEW DOORS ARRIVE. DOORS WHICH ARE BEING REMOVED AND HAVE HARDWARE CAREFULLY REMOVED FOR REINSTALLATION IN NEW FRAME AND CONNECTED TO NEW HARDWARE.

CONTRACTOR TO DETERMINE, COORDINATE AND WORK IN SECTIONS FOR EXTERIOR DOORS, FRAMES, ROOFING AND SLOTTED WORK TO MINIMIZE RISK OF WATER DAMAGE DUE TO WEATHER. CONTRACTOR TO PROVIDE AND MAINTAIN WEATHER PROTECTION FOR EXPOSED MATERIALS AND BUILDING INTERIOR AS REQUIRED FOR DURATION OF THE WORK.

PAINTING: REMOVE EXISTING PAINT FROM MASONRY WALLS. PATCH, REPAIR, CLEAN, MAKE GOOD AND READY ALL WALLS RECEIVING NEW FINISH.

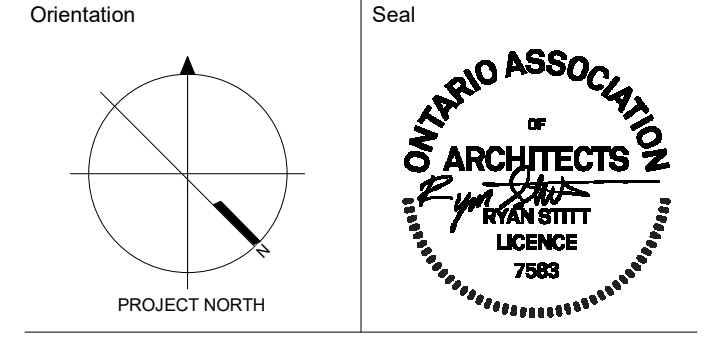
CEILING: ALL LIGHT FIXTURES, MECHANICAL & ELECTRICAL EQUIPMENT AND DEVICES THAT ARE LOCATED IN CEILING SCHEDULED FOR DEMOLITION ARE TO BE TERMINATED, REMOVED OR RELOCATED PER THE APPROPRIATE MECHANICAL OR ELECTRICAL DESIGN BY OTHERS. REFER TO A200 FOR RCP DEMOLITION PLAN.

FOUNDATIONS: DO NOT UNDERMINE EXISTING CONCRETE SLAB ON GRADE OR EXISTING FOUNDATIONS. REINSTATE MAKE GOOD EXISTING BASES UNDER EDGE OF EXISTING SLAB. PROVIDE NEW BASES AS REQUIRED. COMPACT BASES TO MIN. 98% SPND.

FLOORING: MAINTAIN AND PROTECT EXISTING FLOOR (THAT IS NOT SCHEDULED TO BE DEMOLISHED) FROM DAMAGE. REFER TO DESIGNATED SUBSTANCES REPORT PRIOR TO ANY REMOVAL.

No.	Revision	Date
1	Issued Permit & Tender	2026_03_30

No.	Revision	Date
-----	----------	------



1 Level 1 Floor Plan - Demo
A201 1:200

All dimensions to be checked and verified on the job by the Contractor. Any discrepancies are to be reported to the Consultant prior to action. Only the latest approved drawings to be used for construction in compliance with all applicable codes, by-laws and regulations. All drawings remain the property of the Consultant.

© Copyright Reserved. These drawings and all that is represented herein are the exclusive property of Salter Pilon Architecture Inc. They may not be used or reproduced without written permission from Salter Pilon Architecture Inc.



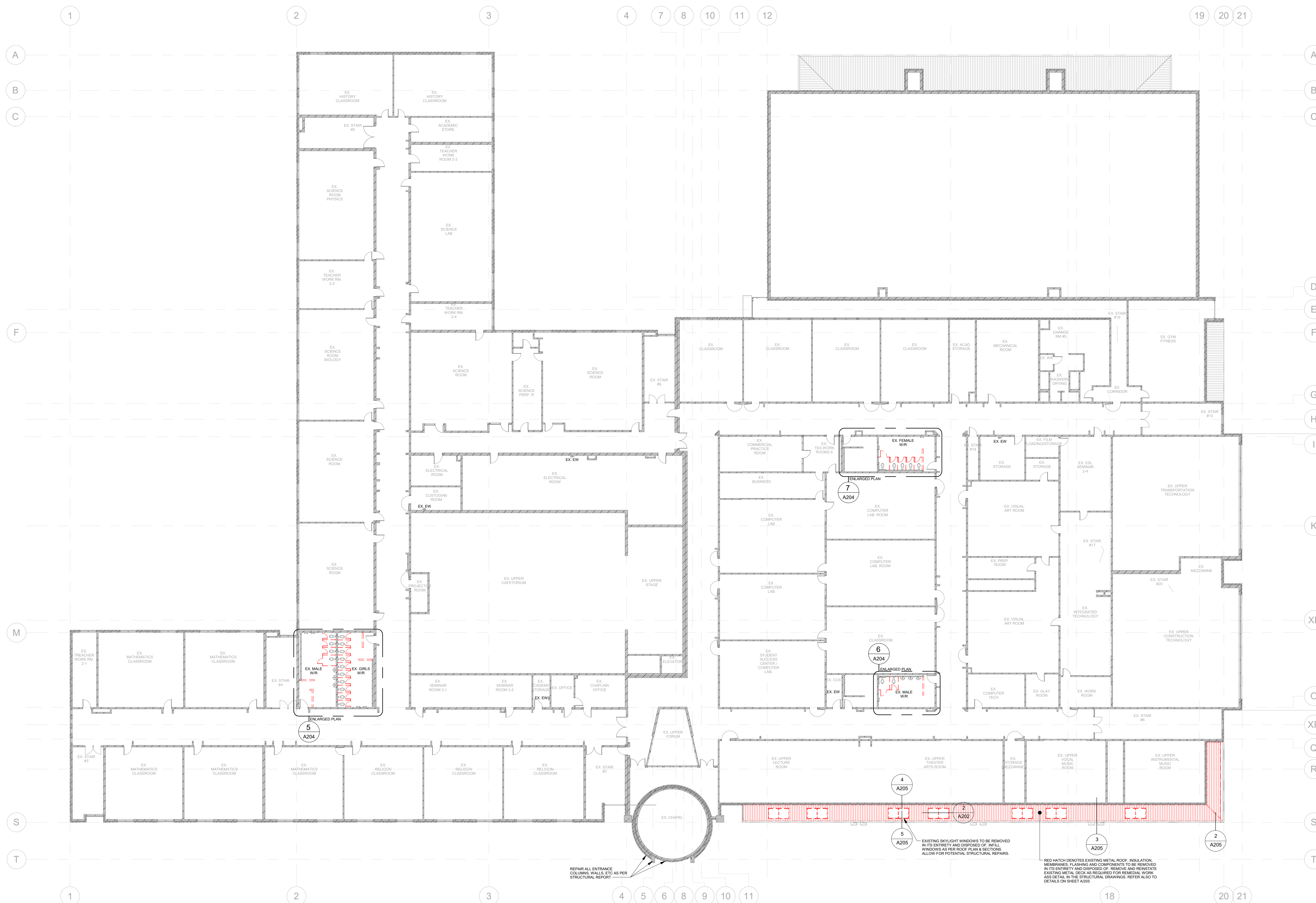
151 Ferris Lane, Suite 400 Barrie, Ontario L4M 6C1
salterpilon.com t: 705.737.3530

Project Information
ST. DAVID CSS RENOVATIONS
4 High St, Waterloo, ON, N2L 3X5
For Waterloo Catholic District School Board

Drawing Title
Floor Plan - Level 1 Demo

Date	2026_03_30	Project No	Drawing No
Drawn by	KM	25029	A201
Scale	As indicated		

C:\Users\McCallum\Documents\2026\2026_VCD5B_Sal David CSS Renovs_B24_Central_Innocallum.CEV.rvt
2026-03-30 3:18:24 PM



REMOVALS NOTES:

ALL EXISTING CEILING, WALL, FLOOR & BASE FINISHES ARE IDENTIFIED AND ARE INCLUDED IN THIS LEGEND AS ACCURATELY AS POSSIBLE FROM INFORMATION PROVIDED AND OBSERVATIONS ON SITE. CONTRACTOR SHALL BE RESPONSIBLE FOR DETERMINING EXACT LOCATIONS OF ALL ITEMS PRIOR TO COMMENCEMENT OF DEMOLITION AND CONSTRUCTION ACTIVITIES.

DEMOLITION ABBREVIATIONS:

- ACT - ACQUISITIC TILE
- CPT - CARPET
- CONC - CONCRETE
- CT - CERAMIC TILE
- ES - EXPOSED STRUCTURE
- EX - EXISTING
- OWB - OYSTER WALL BOARD
- RB - RUBBER BASE
- RSF - RUBBER SHEET FLOORING
- SF - SAFETY FLOORING
- TERRAZO - TERRAZO
- WD - WOOD
- WCT - WVG COMPOSITION TILE

ITEMIZED LIST OF EXISTING EQUIPMENT AND BUILDING PORTIONS TO BE REMOVED:

NOTE: THIS LIST IS PRESENTED AS A PARTIAL LIST OF EXISTING ITEMS AND IS REPRESENTATIVE ONLY OF THE NATURE AND TYPE OF ITEMS TO BE REMOVED. ADDITIONAL REMOVALS CALLED FOR, OR IMPLIED AS A RESULT OF NEW CONSTRUCTION WORK AS DETAILED, ARE TO BE CARRIED OUT AS REQUIRED. CONTRACTOR IS RESPONSIBLE FOR COMPLETE INSPECTION OF ALL EXISTING CONDITIONS TO DETERMINE THE EXTENT OF DEMOLITION AND REMOVAL NECESSARY TO COMPLETE ALL WORK TO THE INTENT OF THE DRAWINGS AND SPECIFICATIONS. REFER TO MECHANICAL & ELECTRICAL DRAWINGS AND SPECIFICATIONS FOR INFORMATION PERTAINING TO EQUIPMENT AND SERVICES BY OTHERS, WHERE THESE DRAWINGS REFER TO MECHANICAL AND ELECTRICAL DRAWINGS, THIS WORK IS BY OTHERS.

INDICATES EXISTING DOORS & FRAMES TO BE REMOVED. REPAIR & MAKE GOOD EXISTING JAMBS TO REMAIN. SEE PLANS FOR LOCATIONS. PATCH, REPAIR, REPLACE, AND MAKE GOOD SURROUNDING FINISHES AND MATERIALS AROUND AND AFFECTED BY THE REMOVED AND REPLACED DOORS, FRAMES AND HARDWARE.

PORTIONS OF EXISTING WALL SYSTEMS TO BE REMOVED TO EXTENT INDICATED. REMOVE FULL HEIGHT (OR AS INDICATED) & PROVIDE STRUCTURAL SUPPORT AS REQUIRED. REPAIR REMAINING ADJACENT ELEMENTS TO MATCH EXISTING. MAKE GOOD ALL WORK.

INDICATES EXISTING WINDOW & FRAME TO BE REMOVED. REPAIR & MAKE GOOD EXISTING JAMBS TO REMAIN. SEE PLANS FOR LOCATIONS.

AREA OF EXISTING CONCRETE FLOOR SLAB & STRUCTURE TO BE CUT AND REMOVED. REPAIR & MAKE GOOD EXISTING JAMBS TO REMAIN. SEE PLANS FOR LOCATIONS.

1. ALL EXISTING ITEMS INDICATED ON DRAWINGS ARE APPROXIMATE ONLY AND ARE INDICATED AS ACCURATELY AS POSSIBLE FROM INFORMATION PROVIDED AND OBSERVATIONS ON SITE. CONTRACTOR SHALL BE RESPONSIBLE FOR DETERMINING EXACT LOCATIONS OF ALL ITEMS PRIOR TO COMMENCEMENT OF DEMOLITION AND CONSTRUCTION ACTIVITIES.
2. THE CONTRACTOR SHALL, TOGETHER WITH ANY OF THE SUBCONTRACTORS INVOLVED IN THE WORK OF THIS CONTRACT, EXAMINE ALL SURFACES OR CONDITIONS RELATING TO THE WORK, IN ORDER TO DETERMINE THE ACCEPTABILITY OF SUCH SURFACES OR CONDITIONS FOR THE WORK TO COMMENCE. REPORT IN WRITING TO THE CONSULTANT ANY CONDITIONS OR DEFICIENCIES THAT WOULD ADVERSELY AFFECT THE WORK. COMMENCEMENT OF THE WORK SHALL IMPLY ACCEPTANCE OF ALL SURFACE AND CONDITIONS.
3. CUTTING AND PATCHING, INSPECT EXISTING CONDITIONS INCLUDING ELEMENTS SUBJECT TO DAMAGE OR MOVEMENT DURING CUTTING AND PATCHING. AFTER UNCOVERING, INSPECT ALL CONDITIONS AFFECTING PERFORMANCE OF WORK. BEGINNING OF WORK MEANS ACCEPTANCE OF CONDITIONS. ALL CUTTING AND PATCHING WORK SHALL BE DONE UNDER THE SUPERVISION OF THE CONTRACTOR.
4. REFER TO MECHANICAL AND ELECTRICAL DRAWINGS AND SPECIFICATIONS FOR ALL EXISTING MECHANICAL AND ELECTRICAL SERVICE DISCONNECTS, DEMOLITION AND ALTERATIONS.
5. ALL EXISTING MOVEABLE FURNITURE, FLAQUES, PHOTOS TO BE REMOVED BY OWNER PRIOR TO CONSTRUCTION.
6. ALL EXISTING LOOSE FURNITURE, AREA RUGS, WALL HANGINGS, APPLIANCES ETC. IN ALL AREAS AFFECTED BY THIS DEMOLITION TO BE REMOVED BY OWNER, TYPICAL THROUGHOUT.
7. REFER TO MECHANICAL & ELECTRICAL DRAWINGS AND SPECIFICATIONS FOR ALL EXISTING MECHANICAL & ELECTRICAL SERVICE DISCONNECTS, DEMOLITIONS & ALTERATIONS ETC.
8. PRIOR TO COMMENCING ANY DEMOLITION WORK ALL EXISTING SERVICES ARE TO BE LOCATED & MARKED. PROTECT ANY ALL SERVICES NOT AFFECTED BY NEW WORK FOR ENTIRE LENGTH OF CONTRACT.
9. NOTE: THE DEMOLITION CONTRACTOR'S ENGINEER SHALL REVIEW AND ADVISE ON ANY REQUIRED BRACING, SHORING, NEEDLING ETC. AS SPECIFIED.
10. NOTE: ALSO REFER TO SPECIFICATIONS - DIVISION 02 - DEMOLITION AND REMOVALS - SECTION 02 40 00.
11. ALL EXISTING MECHANICAL AND ELECTRICAL UNDER-GROUND & ABOVE CEILING SERVICE LINES INDICATED ON DRAWINGS ARE APPROXIMATE ONLY AND ARE INDICATED AS ACCURATELY AS POSSIBLE FROM INFORMATION SUPPLIED. CONTRACTOR SHALL BE RESPONSIBLE FOR DETERMINING EXACT TYPES, LOCATIONS, DEPTHS, AND MARKING ALL SERVICES WITH ALL WATER LINES, ELECTRICAL LINES, TELEPHONE, CABLE, TV, AND REPAIR THEIR EXACT LOCATION WITH THE APPROPRIATE AUTHORITIES BEFORE EXCAVATING.
12. CONTRACTORS ARE ONLY PERMITTED TO USE THE ENTRANCES AS INDICATED ON THE DEMOLITION PLANS.
13. CONTRACTORS ARE NOT ALLOWED ACCESS TO ANY OTHER AREAS OF THE EXISTING BUILDING EXCEPT TO PERFORM ANY & ALL WORK AS PART OF THIS CONTRACT.
14. CONTRACTORS ARE NOT TO USE THE EXISTING BUILDING WASHROOM FACILITIES.
15. NOTE: REFER TO THE LIMITED DESIGNATED SUBSTANCES SURVEY (LDBS) FOR ALL RECOMMENDATIONS ON REMOVAL & DISPOSAL OF ALL POSSIBLE HAZARDOUS MATERIALS TO BE FOUND ON SITE.

PAINTING:
REMOVE EXISTING PAINT FROM MASONRY WALLS, PATCH, REPAIR, CLEAN, MAKE GOOD AND READY ALL WALLS RECEIVING NEW FINISH.


CEILING:
ALL LIGHT FIXTURES, MECHANICAL & ELECTRICAL EQUIPMENT AND DEVICES THAT ARE LOCATED IN CEILING SCHEDULED FOR DEMOLITION ARE TO BE TERMINATED, REMOVED OR RELOCATED PER THE APPROPRIATE MECHANICAL OR ELECTRICAL DESIGN BY OTHERS. REFER TO A200 FOR RCP DEMOLITION PLAN.

FOUNDATIONS:
DO NOT UNDERMINE EXISTING CONCRETE SLAB ON GRADE OR EXISTING FOUNDATIONS. REINSTATE & MAKE GOOD EXISTING BASES UNDER EDGE OF EXISTING SLAB. PROVIDE NEW BASES AS REQUIRED. COMPACT BASES TO MIN: 88% SPND.

FLOORING:
MAINTAIN AND PROTECT EXISTING FLOOR (THAT IS NOT SCHEDULED TO BE DEMOLISHED FROM DAMAGE). REFER TO DESIGNATED SUBSTANCES REPORT PRIOR TO ANY REMOVAL.

No.	Revision	Date
1	Issued Permit & Tender	2026_03_30

No.	Revision	Date
1	Issued Permit & Tender	2026_03_30



All dimensions to be checked and verified on the job by the Contractor. Any discrepancies are to be reported to the Consultant prior to action. Only the latest approved drawings to be used for construction in compliance with all applicable codes, by-laws and regulations. All drawings remain the property of the Consultant.

© Copyright Reserved.
These drawings and all that is represented herein are the exclusive property of Salter Pilon Architecture Inc. They may not be used or reproduced without written permission from Salter Pilon Architecture Inc.

salterpilon
architecture

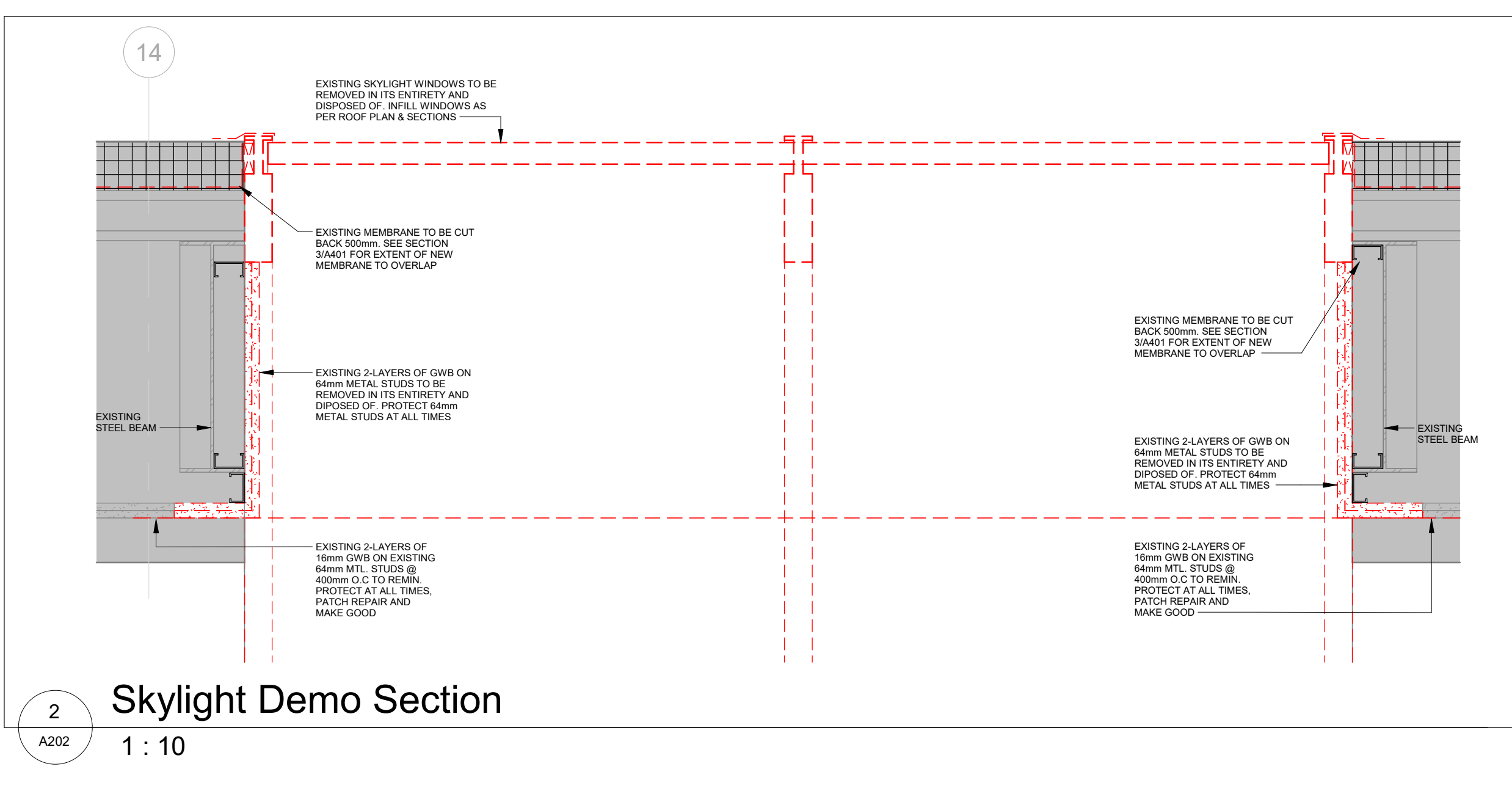
151 Ferris Lane, Suite 400 Barrie, Ontario L4M 6C1
salterpilon.com t: 705.737.3530

Project Information
ST. DAVID CSS RENOVATIONS
4 High St, Waterloo, ON, N2L 3X5
For Waterloo Catholic District School Board

Drawing Title
Flow Plan - Level 2 Demo

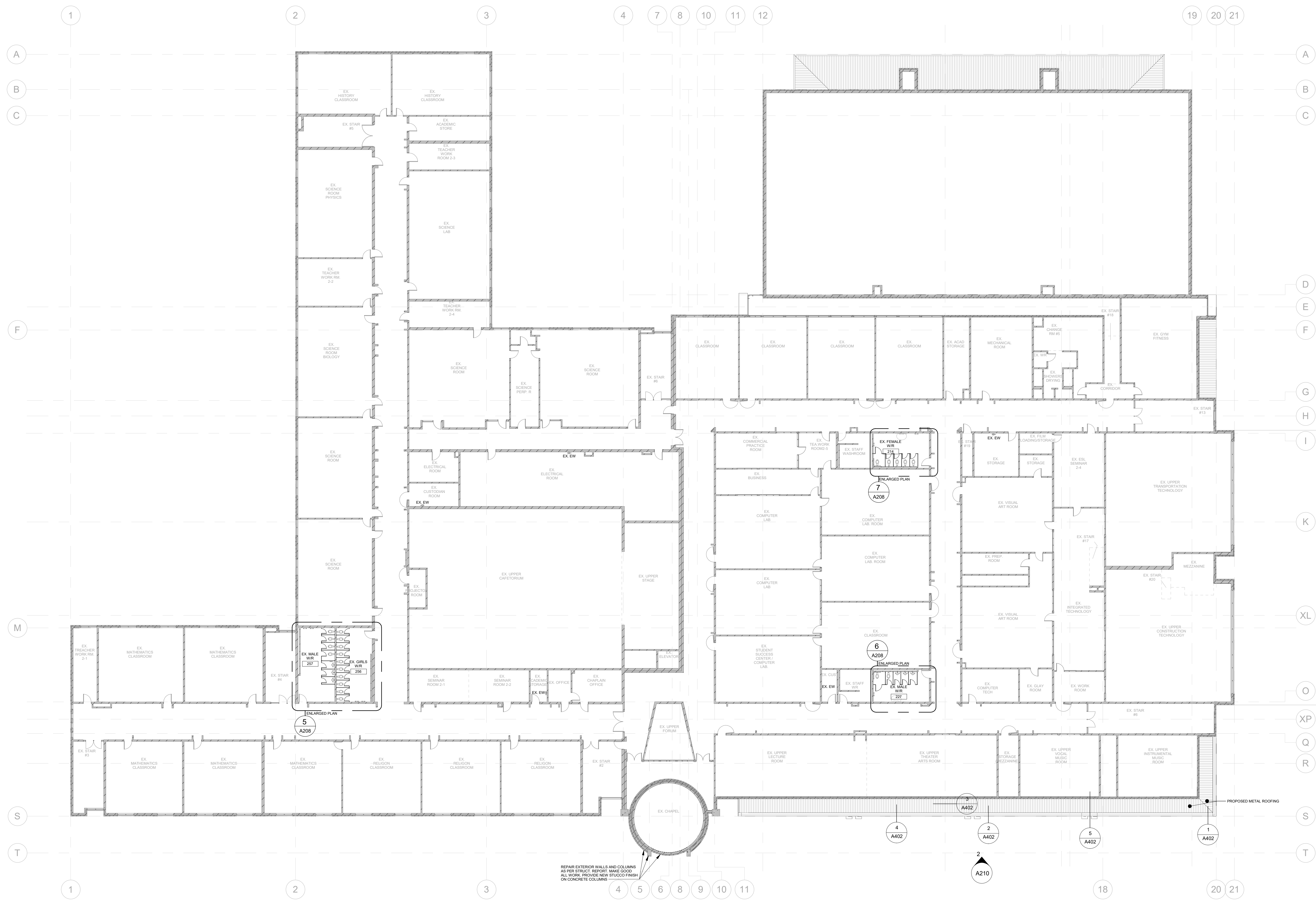
Date: 2026_03_30 Project No: 25029 Drawing No: A202
Drawn by: KM
Scale: As indicated

Level 2 Floor Plan - Demo
1 : 200



Skylight Demo Section
1 : 10

C:\Users\MC\Documents\2026\2026_VCD5B_SJ David CSS Renovs_B24_Central_kmccallum.CEV.rvt
2026-03-03 09:31:27 PM



1 Level 2 Floor Plan
1 : 200

No.	Revision	Date
1	Issued Permit & Tender	2026_03_30

Orientation

Seal

All dimensions to be checked and verified on the job by the Contractor. Any discrepancies are to be reported to the Consultant prior to action. Only the latest approved drawings to be used for construction in accordance with all applicable codes, by-laws and regulations. All drawings remain the property of the Consultant.

© Copyright Reserved.
These drawings and all that is represented herein are the exclusive property of Salter Pilon Architecture Inc.
They may not be used or reproduced without written permission from Salter Pilon Architecture Inc.

salterpilon
architecture

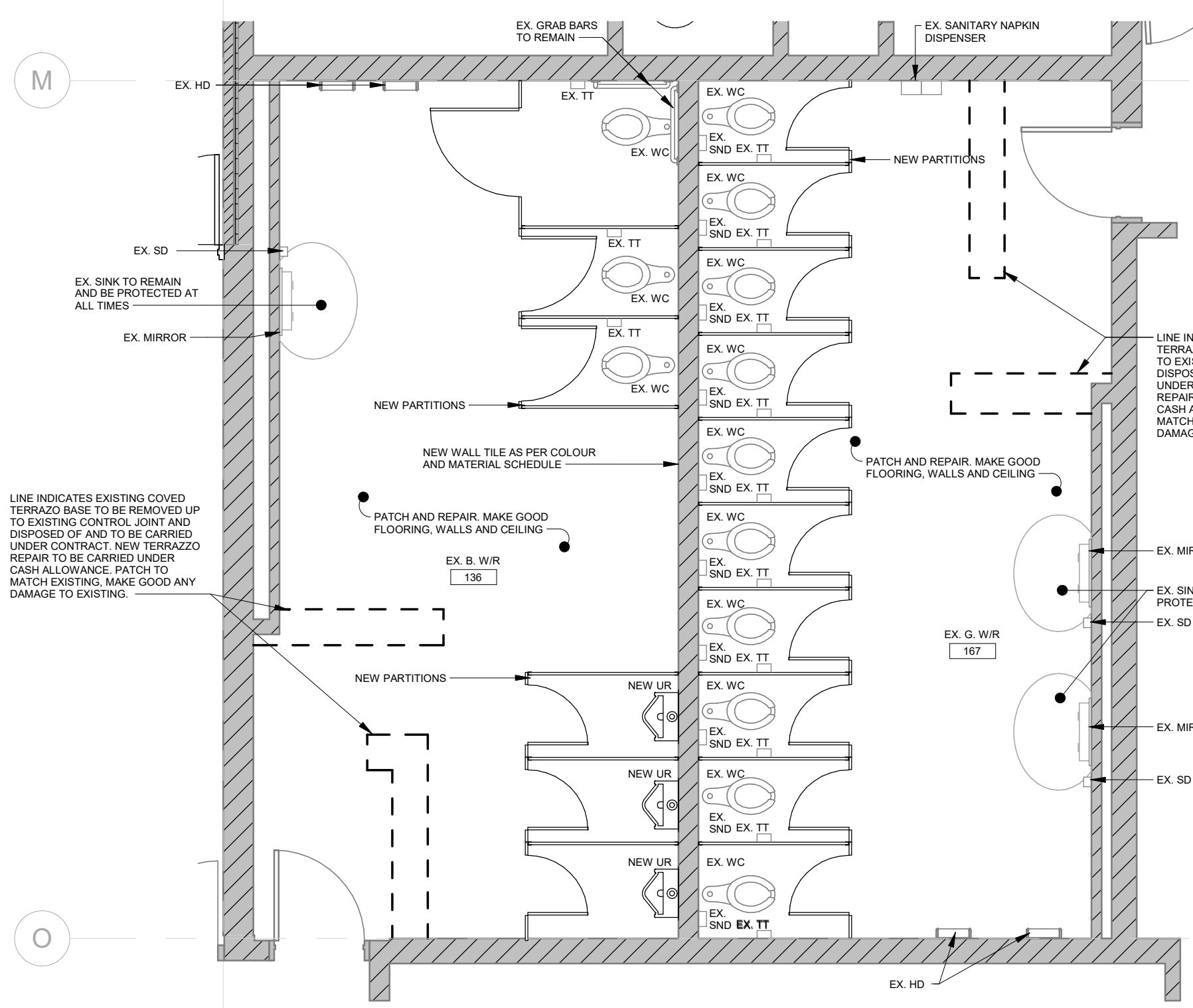
151 Ferris Lane, Suite 400 Barrie, Ontario L4M 6C1
salterpilon.com t: 705.737.3530

Project Information
ST. DAVID CSS RENOVATIONS
4 High St. Waterloo, ON, N2L 3X5
For Waterloo Catholic District School Board

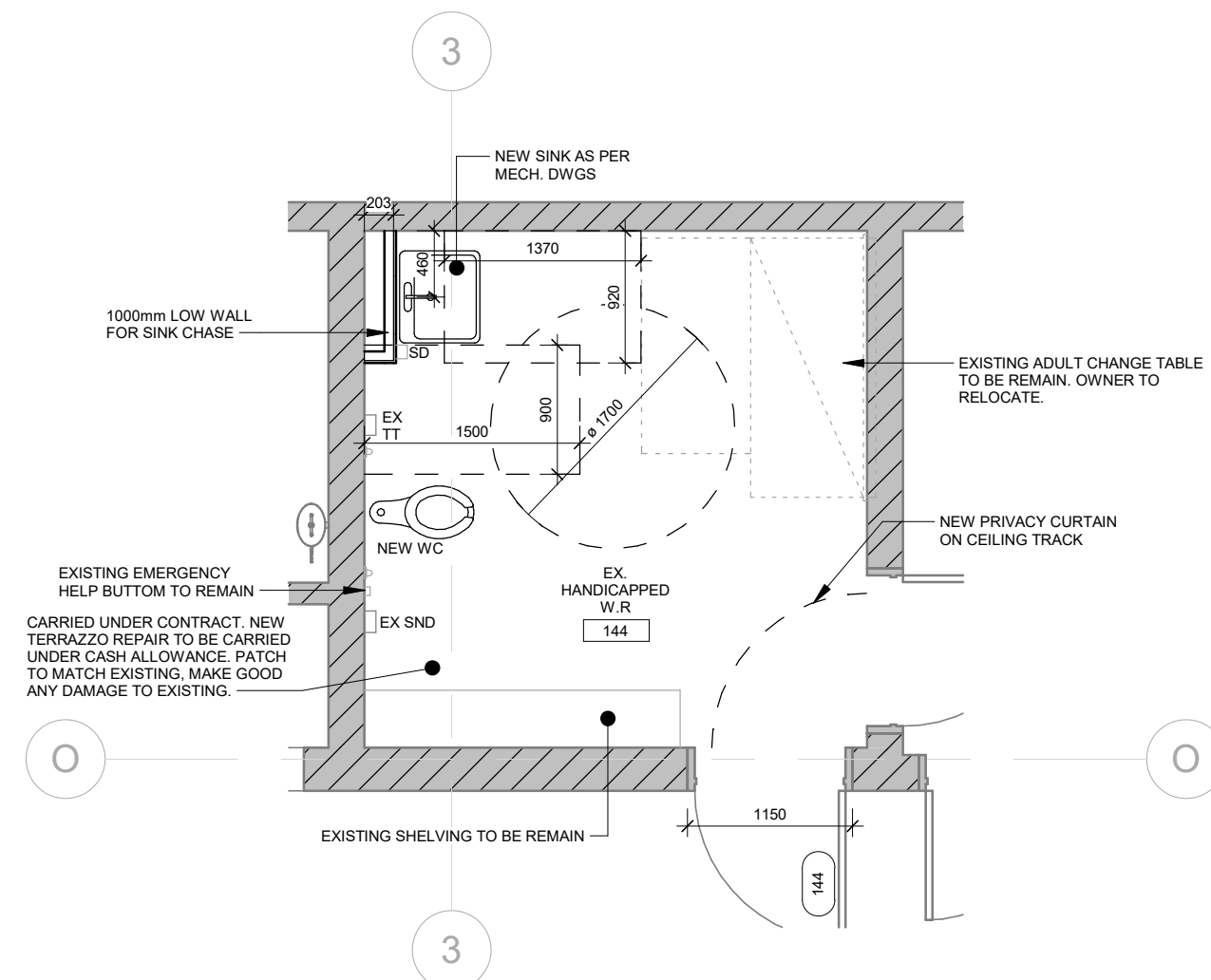
Drawing Title
Floor Plan - Level 2

Date	2026_03_30	Project No	25029	Drawing No	A207
Drawn by	KM				
Scale	1 : 200				

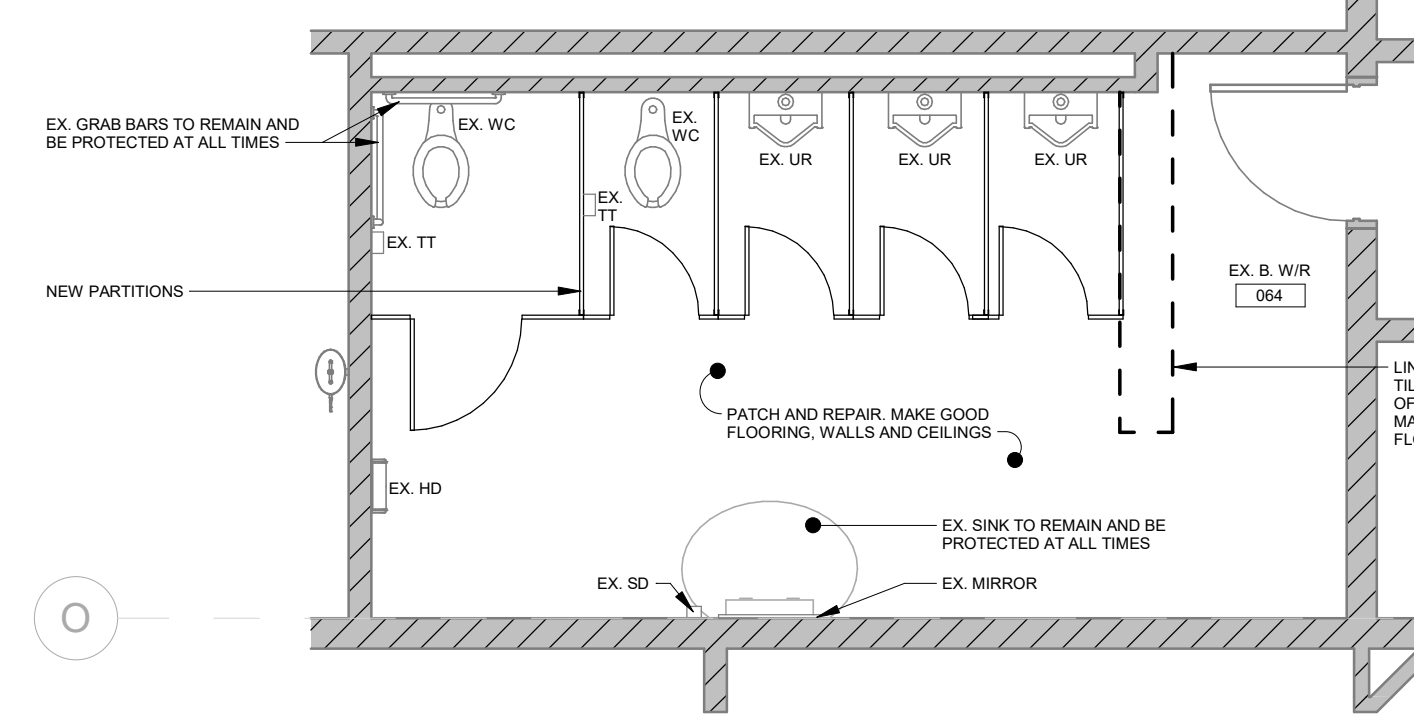
C:\Users\KMcCallum\Documents\2026\2026_VCDSSB_St David CSS Renos_024_Central_kmcCallum.CEV7.rvt 2026-03-30 3:18:34 PM



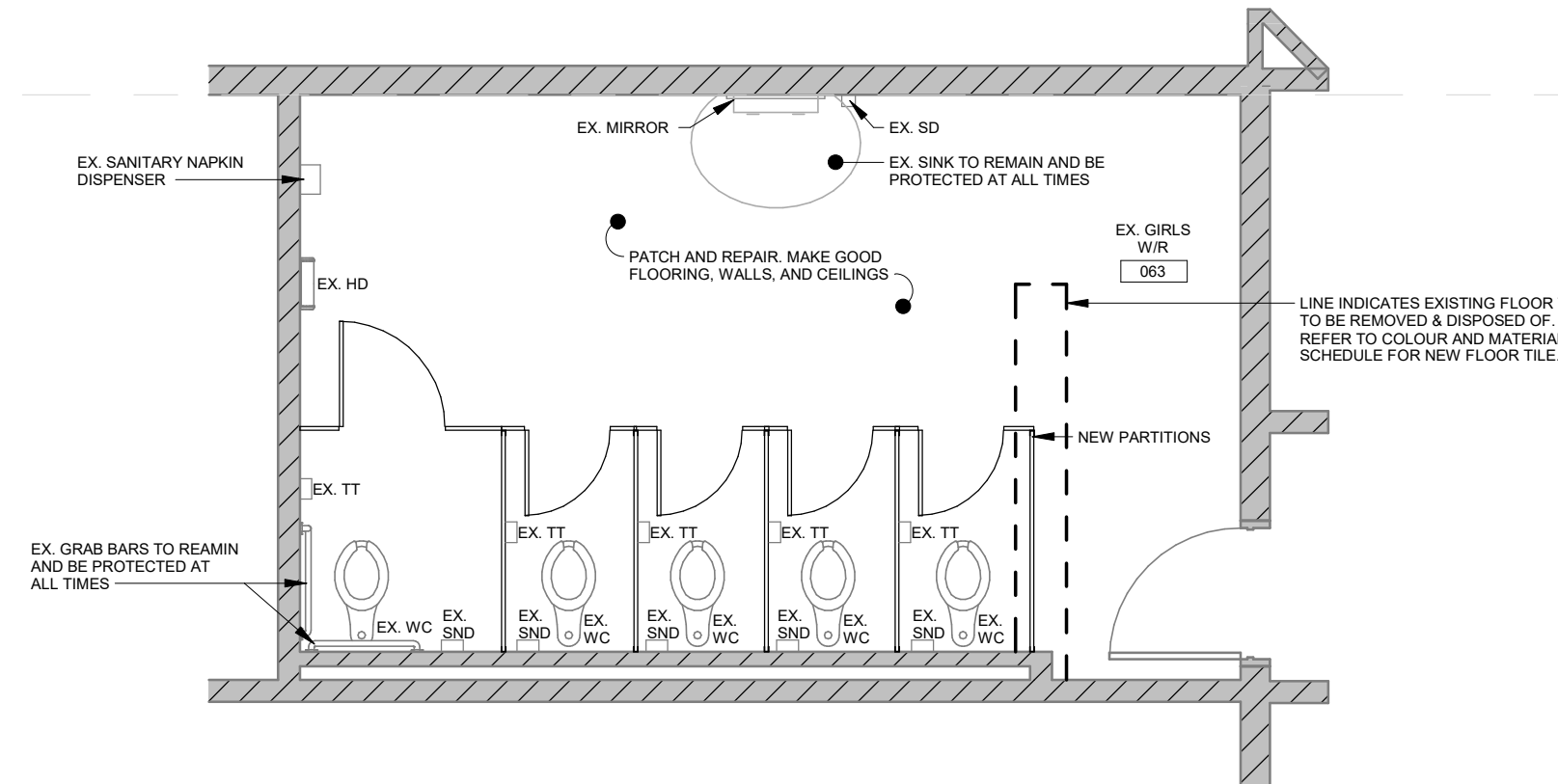
1 Level 1 - Existing Boy & Girl Gang Washroom
A208 1:50



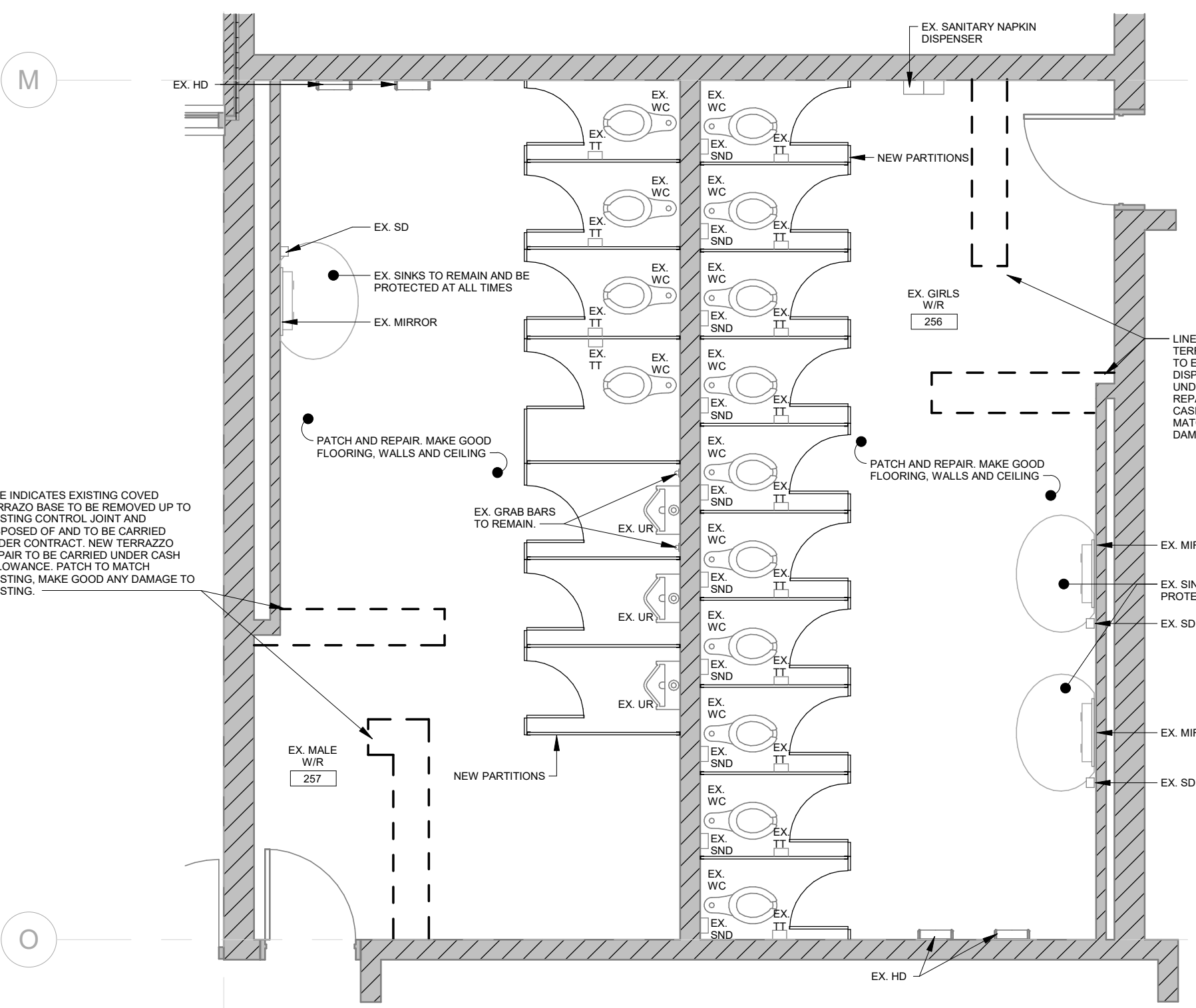
2 Enlarged Ex. Handicapped W.R.
A208 1:50



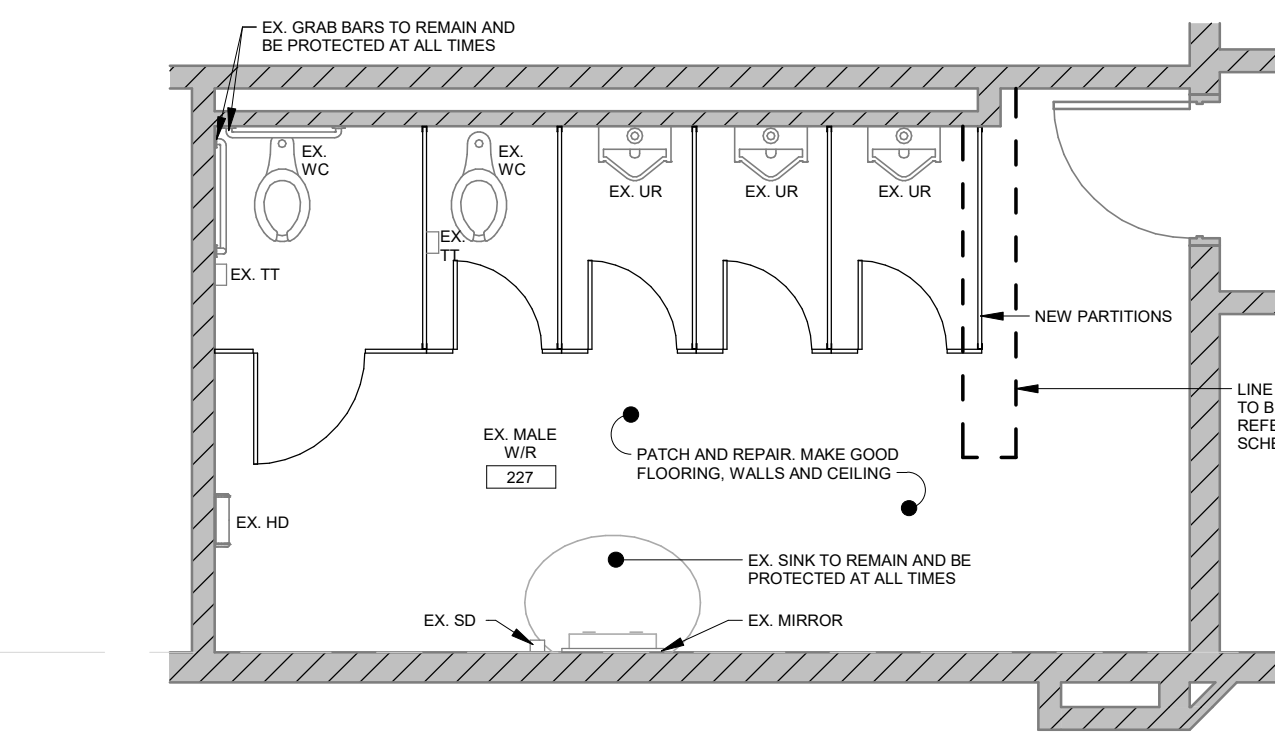
3 Level 1 - Existing Boy Gang Washroom
A208 1:50



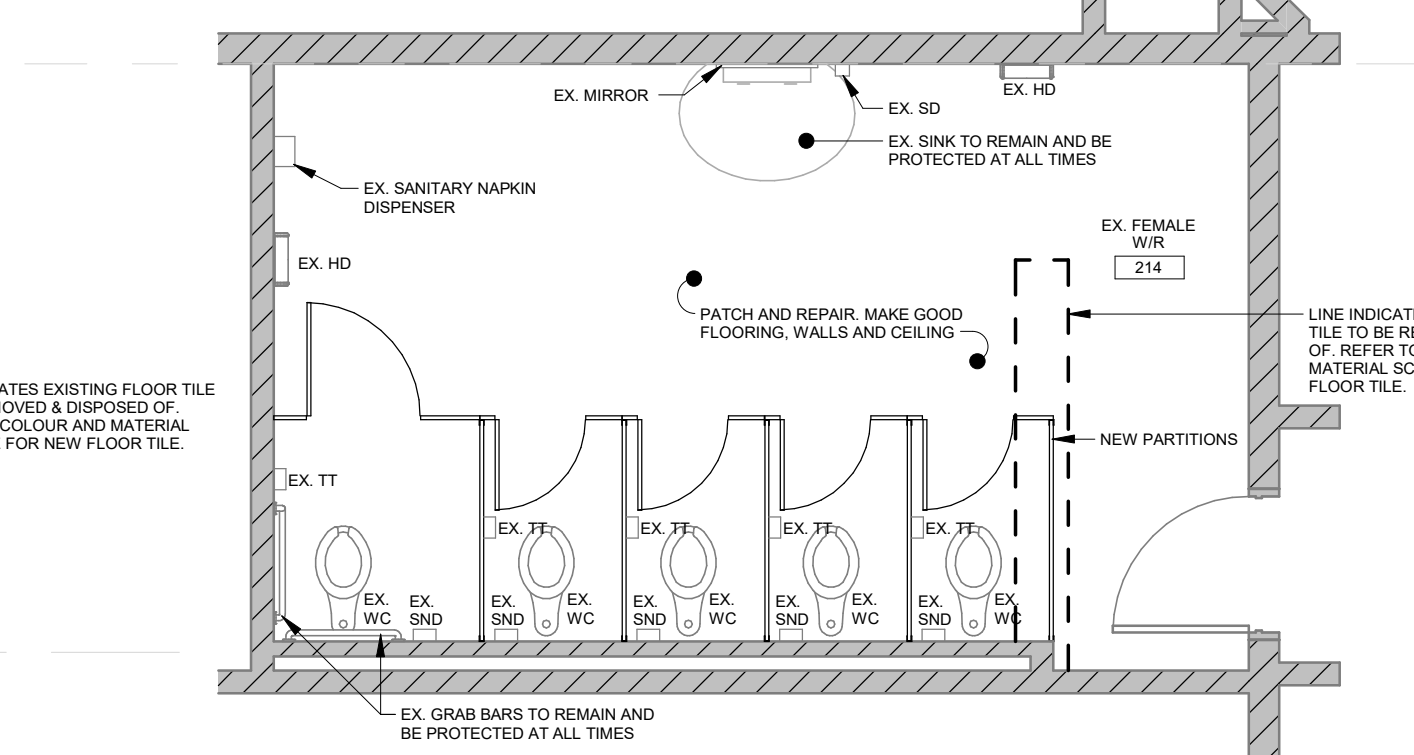
4 Level 1 - Existing Girls Gang Washroom
A208 1:50



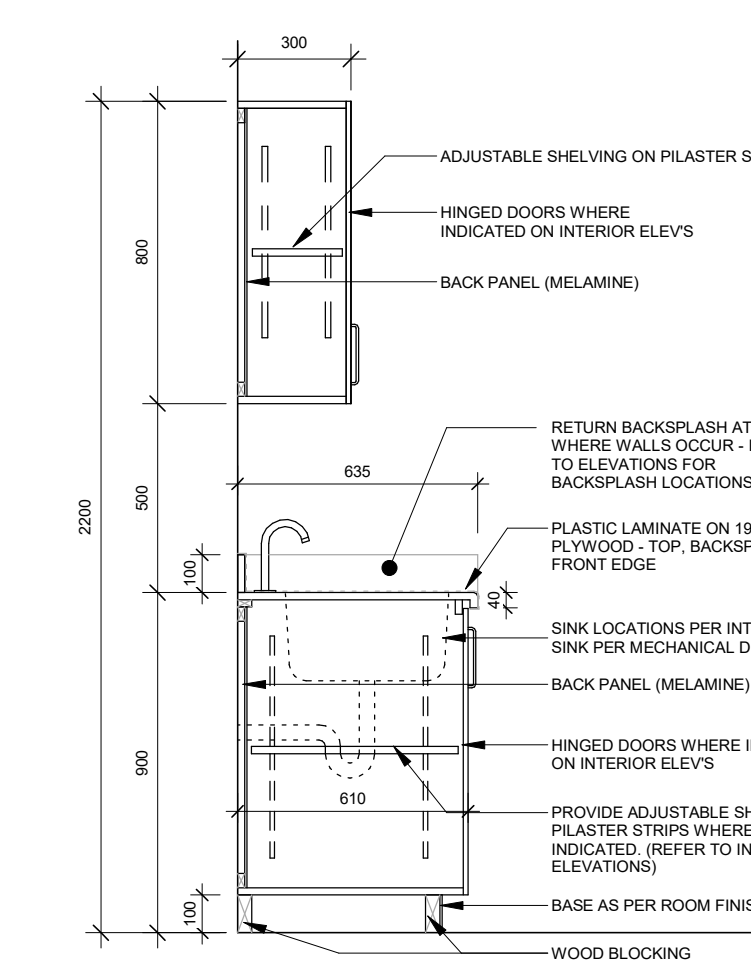
5 Level 2 - Existing Boy & Girl Gang Washroom
A208 1:50



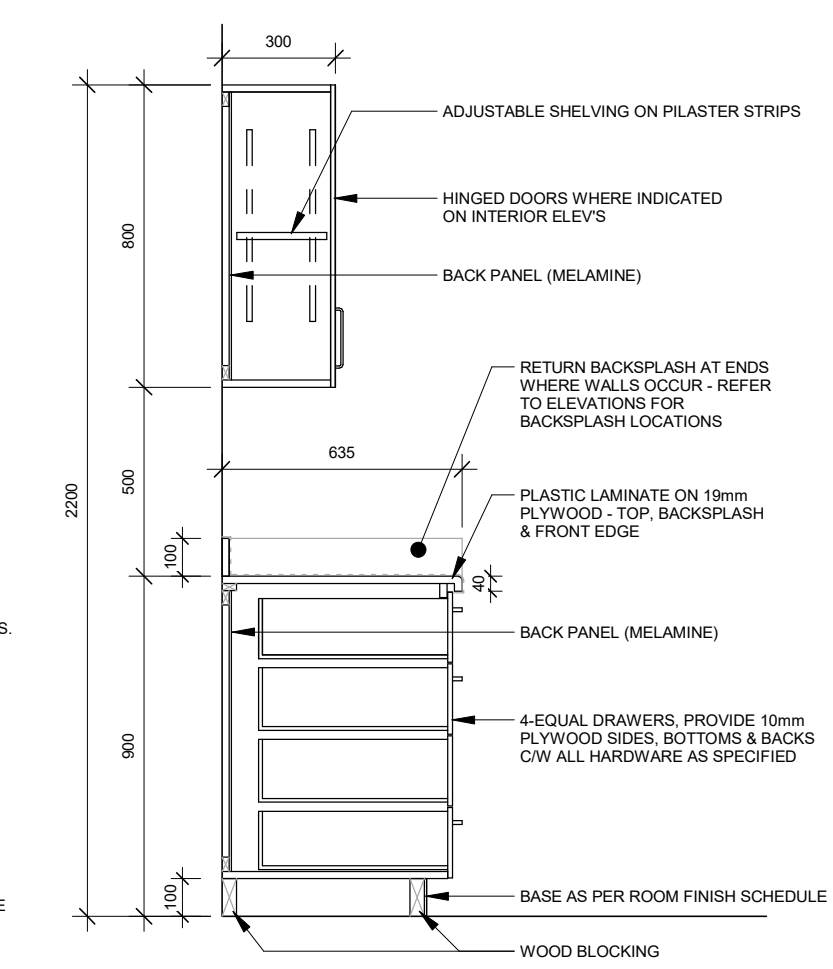
6 Level 2 - Existing Boys Gang Washroom
A208 1:50



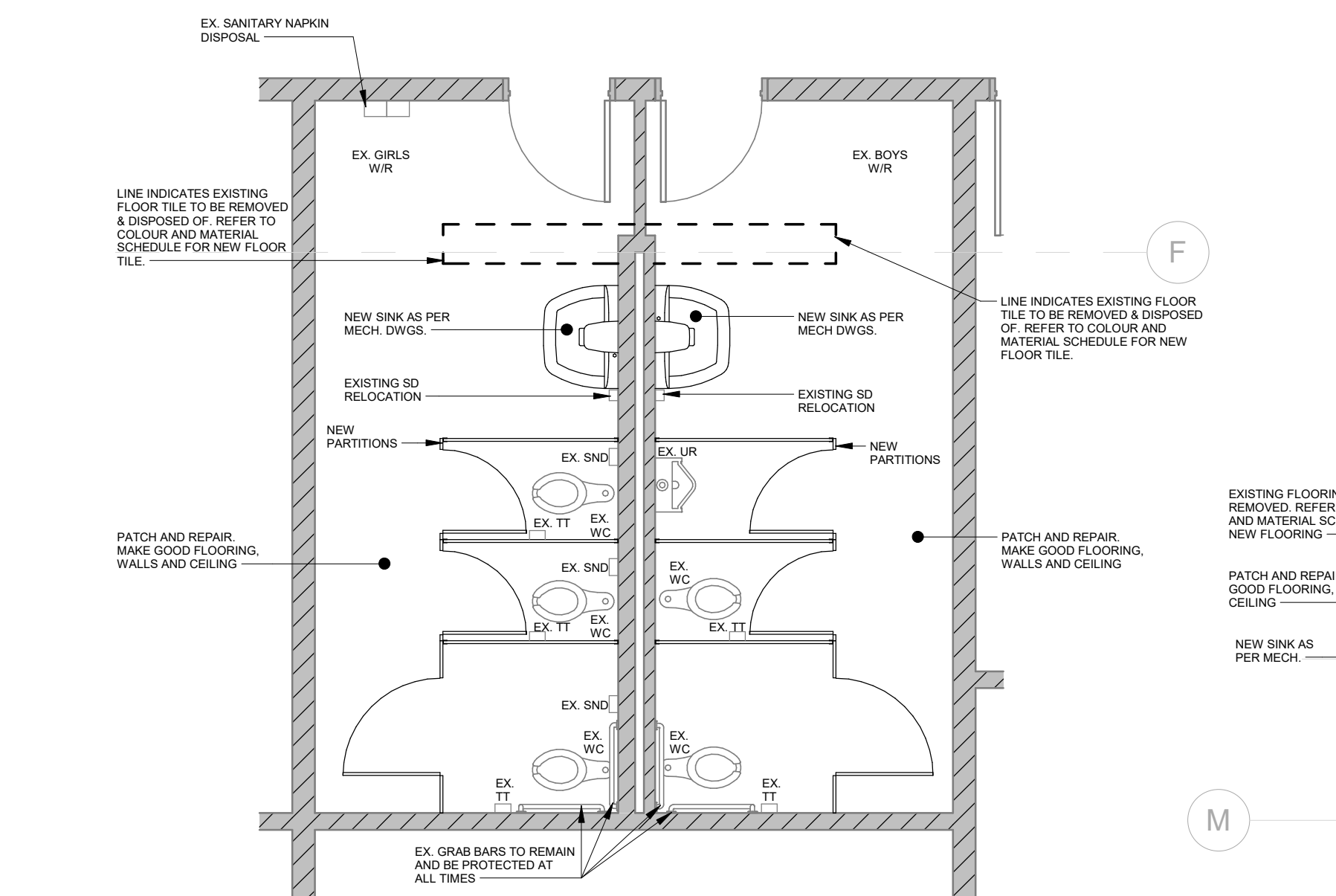
7 Level 2 - Existing Female Gang Washroom
A208 1:50



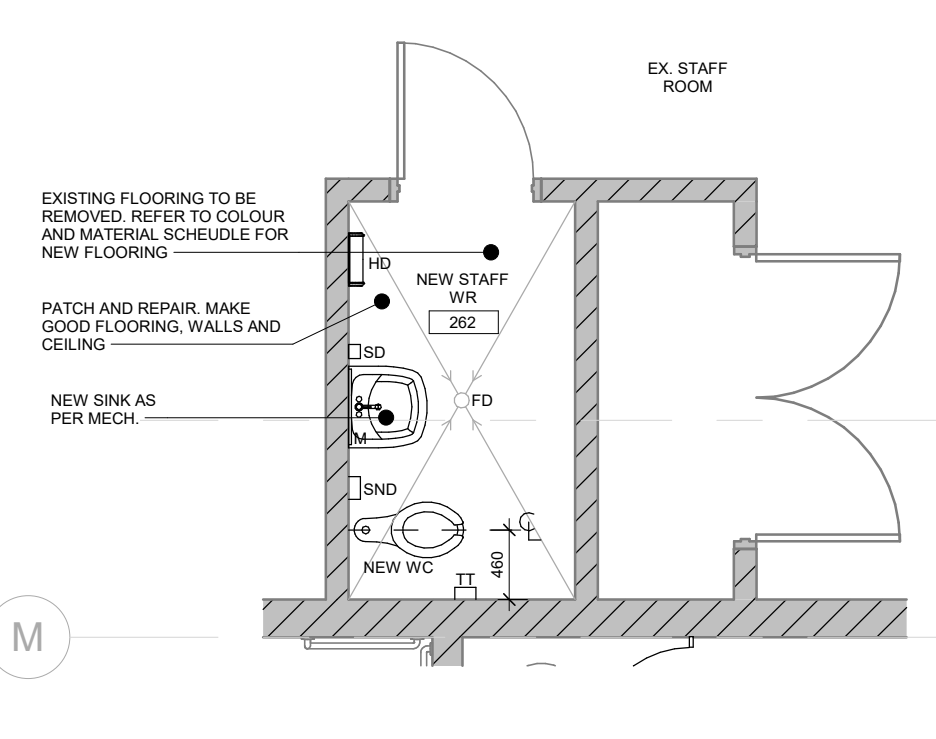
8 Counter Unit (Plan)
A208 1:20



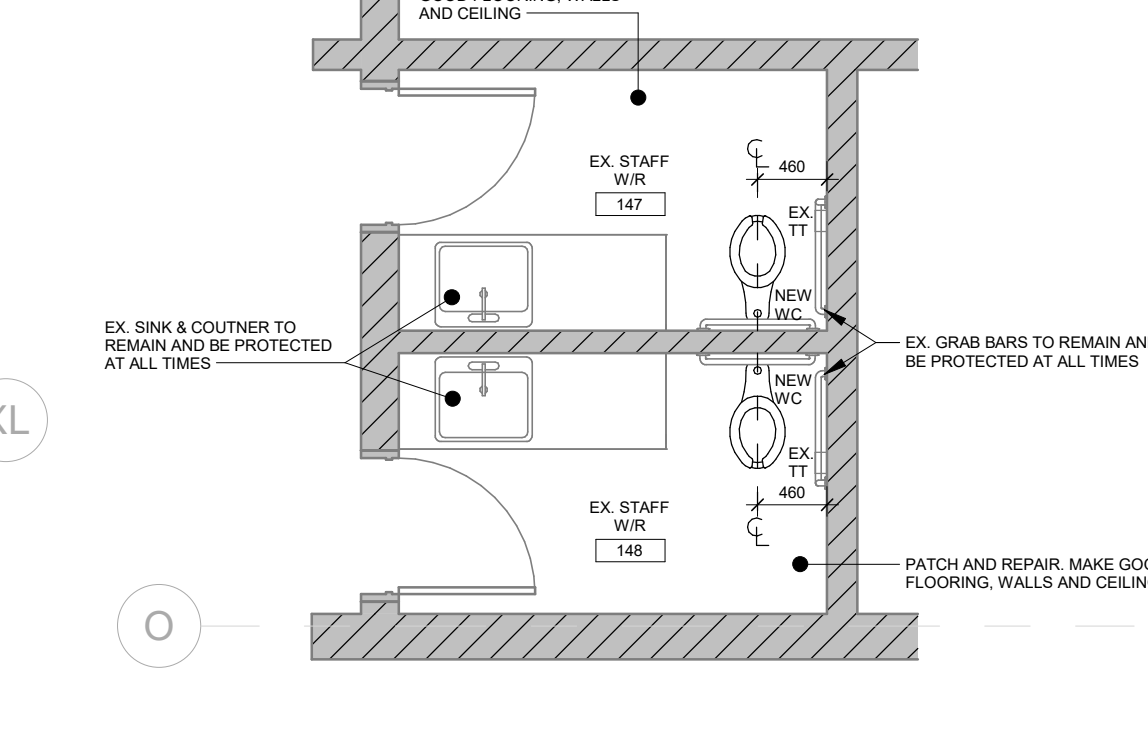
9 Counter Unit (Plan)
A208 1:20



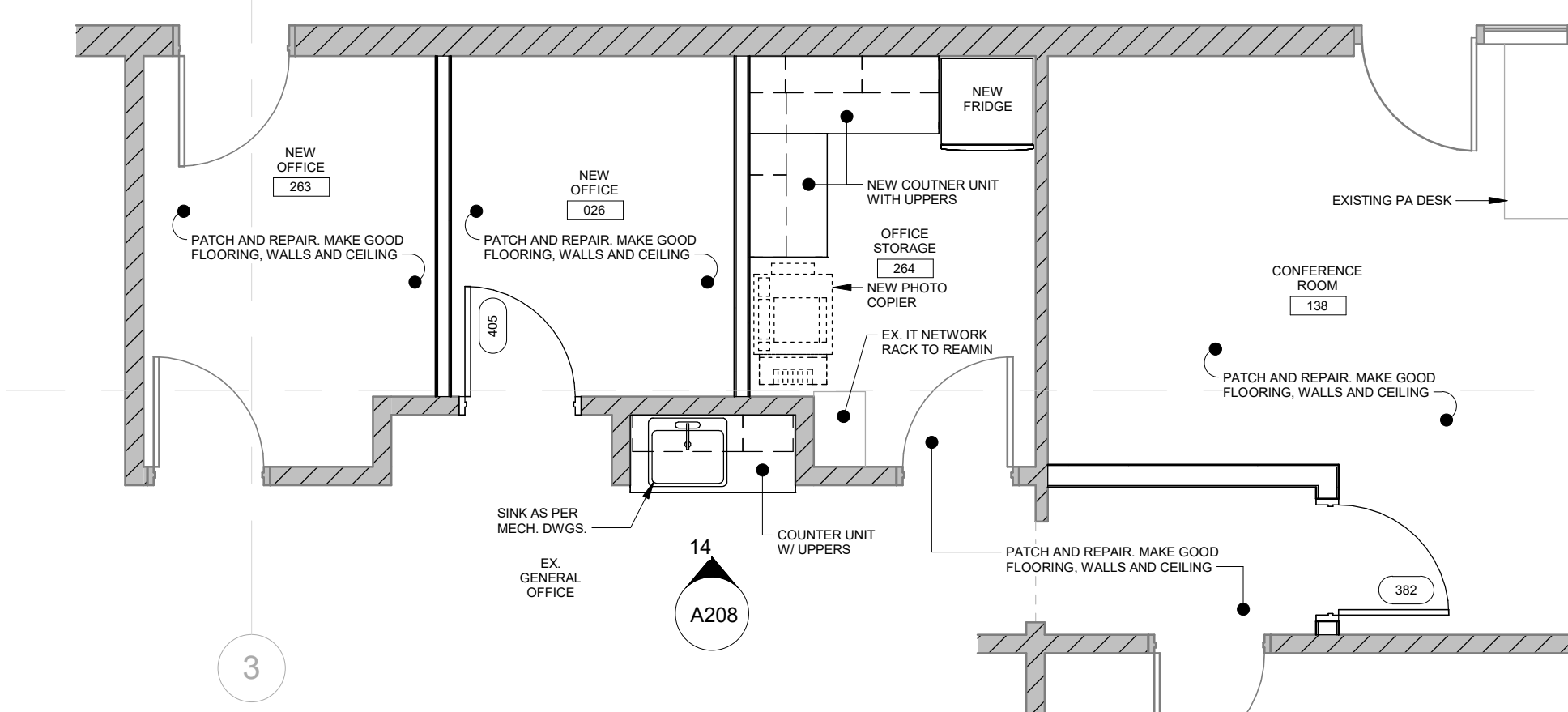
10 Level 1 - Existing Girls & Boys Washroom
A208 1:50



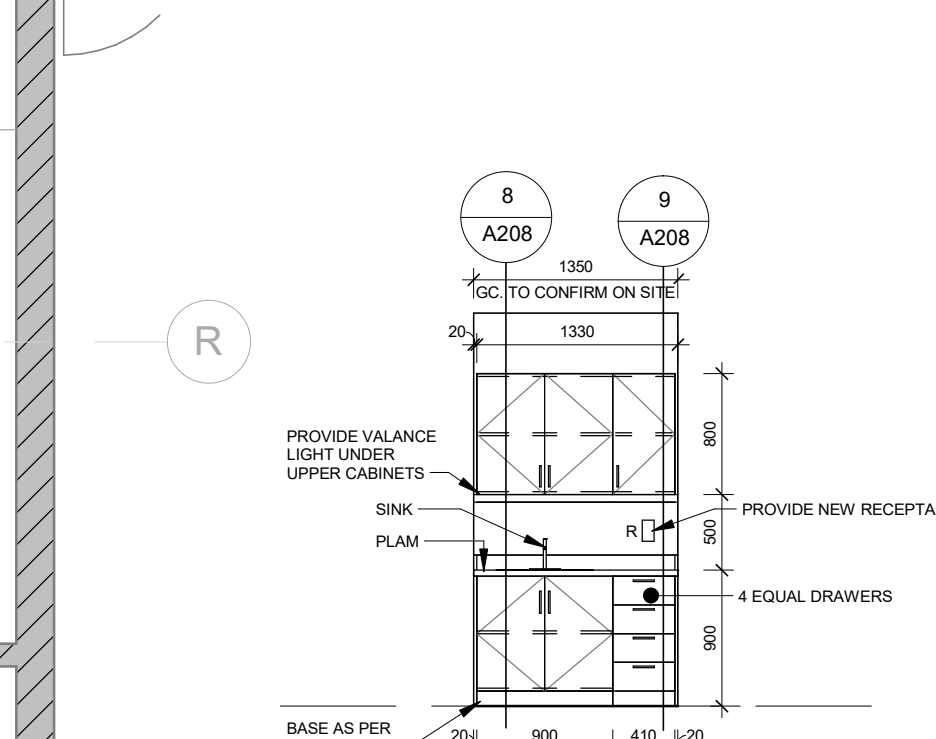
11 Level 1 - Staff Washroom
A208 1:50



12 Level 1 - Ex. Staff Washrooms
A208 1:50




13 Level 1 - Office Area
A208 1:50



14 General Office Millwork
A208 1:50

No.	Revision	Date
1	Issued Permit & Tender	2026_03_30

No.	Revision	Date
1	Issued Permit & Tender	2026_03_30



All dimensions to be checked and verified on the job by the Contractor. Any discrepancies are to be reported to the Consultant prior to action. Only the latest approved drawings to be used for construction in conformance with all applicable codes, by-laws and regulations. All drawings remain the property of the Consultant.
© Copyright Reserved.
These drawings and all that is represented herein are the exclusive property of Salter Pilon Architecture Inc. They may not be used or reproduced without written permission from Salter Pilon Architecture Inc.

salterpilon
architecture

151 Ferris Lane, Suite 400 Barrie, Ontario L4M 6C1
salterpilon.com t: 705-737-3530

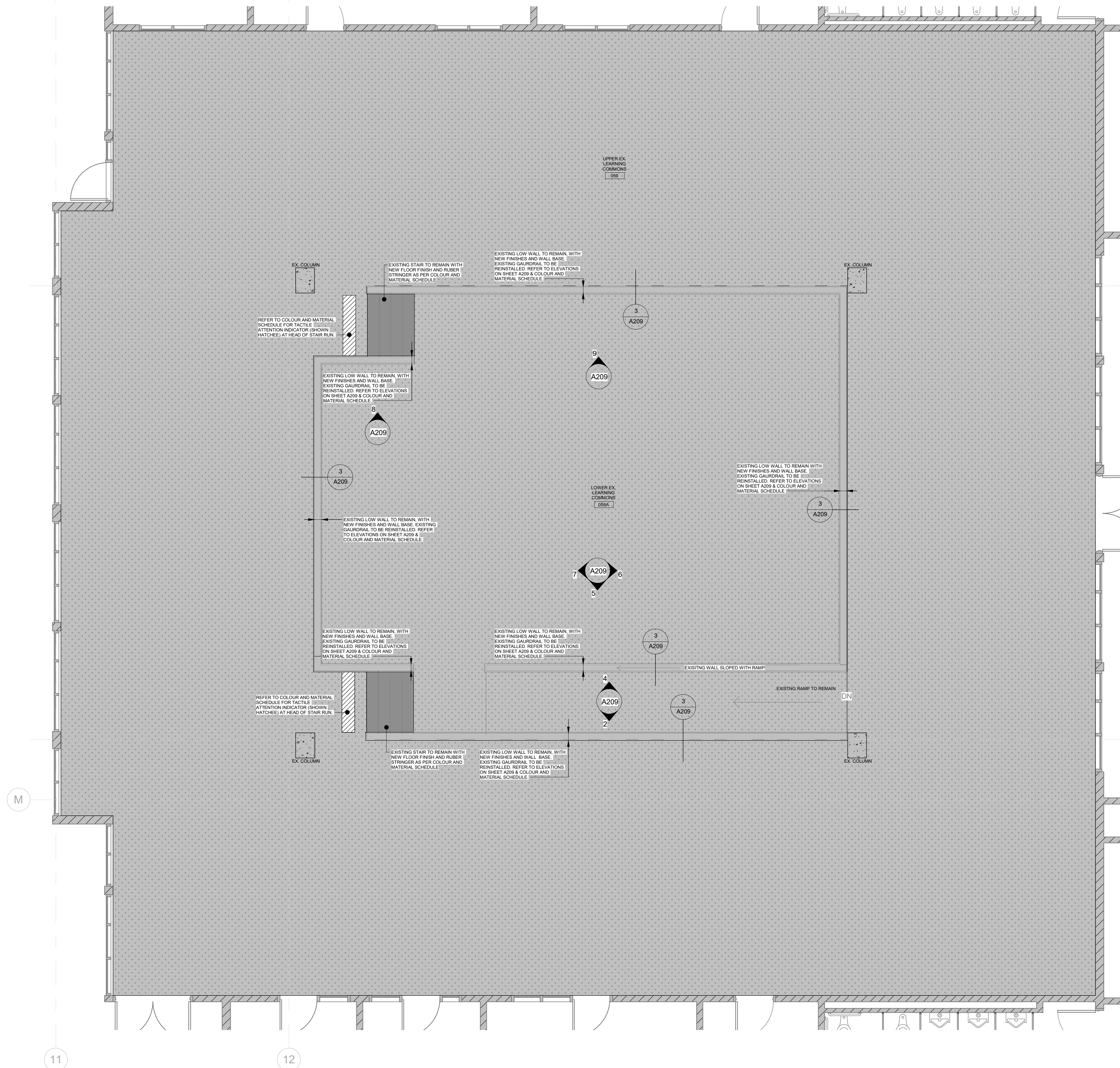
Project Information
ST. DAVID CSS RENOVATIONS
4 High St, Waterloo, ON, N2L 3X5

For
Waterloo Catholic District School Board

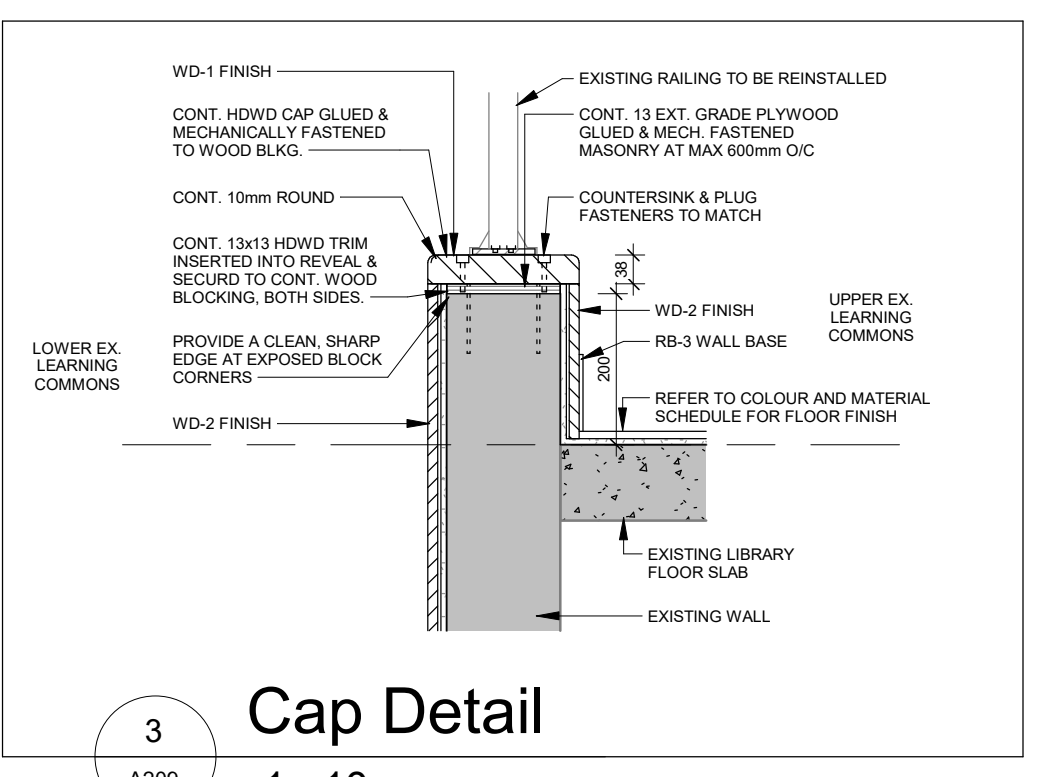
Drawing Title
Enlarged Plans

Date	Project No	Drawing No
2026_03_30	25029	A208
Drawn by KM		
Scale As indicated		

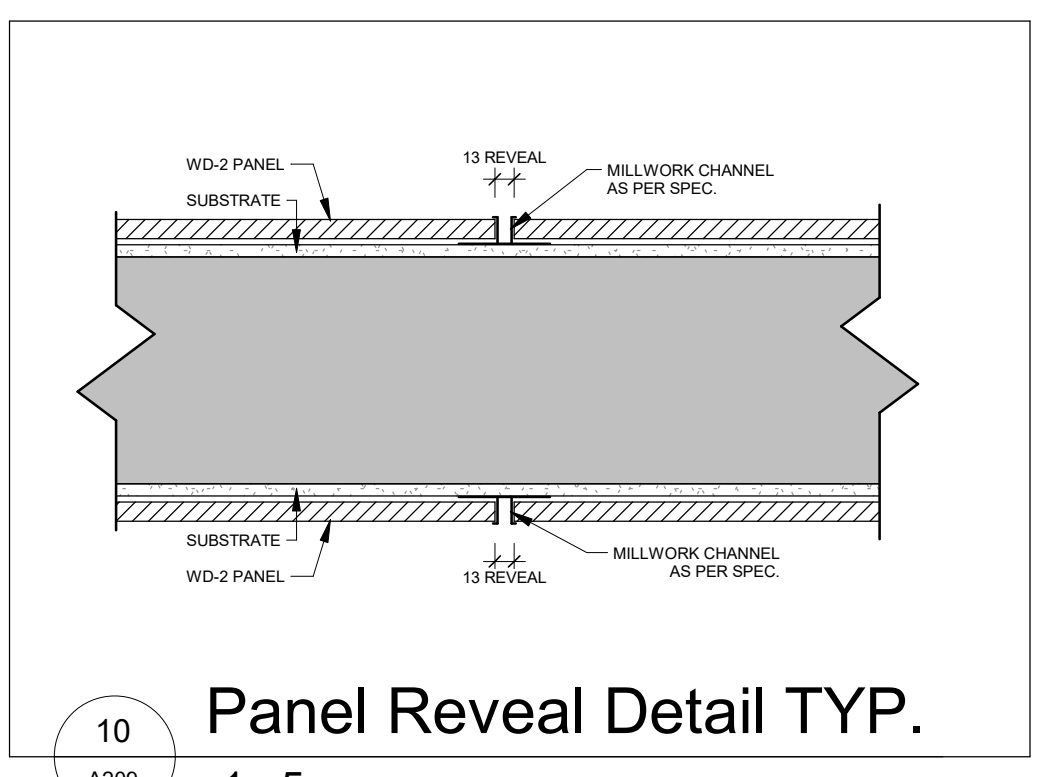
C:\Users\McCallum\Documents\2026_VCDSSB_St David CSS Renovs_L24_Central_Innocentium\CEV1.rvt
2026-03-30 3:18:35 PM



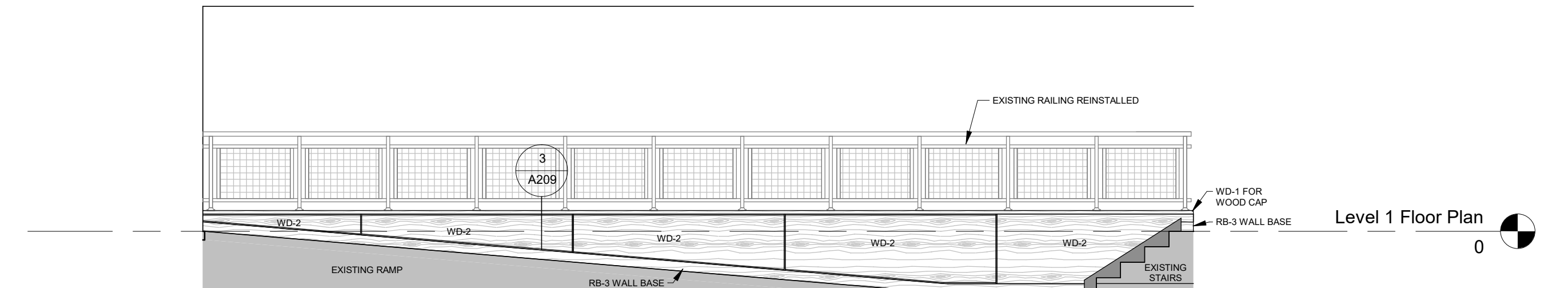
1 Level 1 - Ex. Learning Commons
1:50



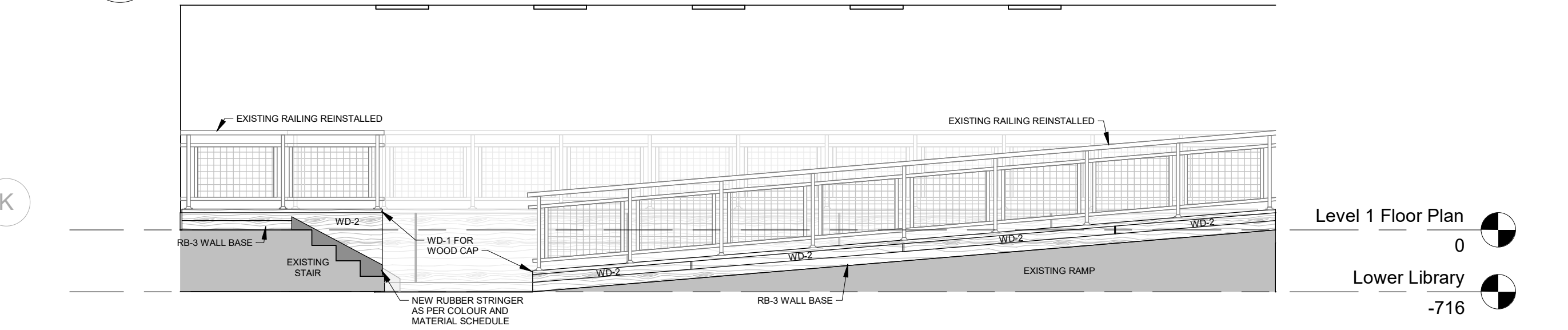
3 Cap Detail
1:10



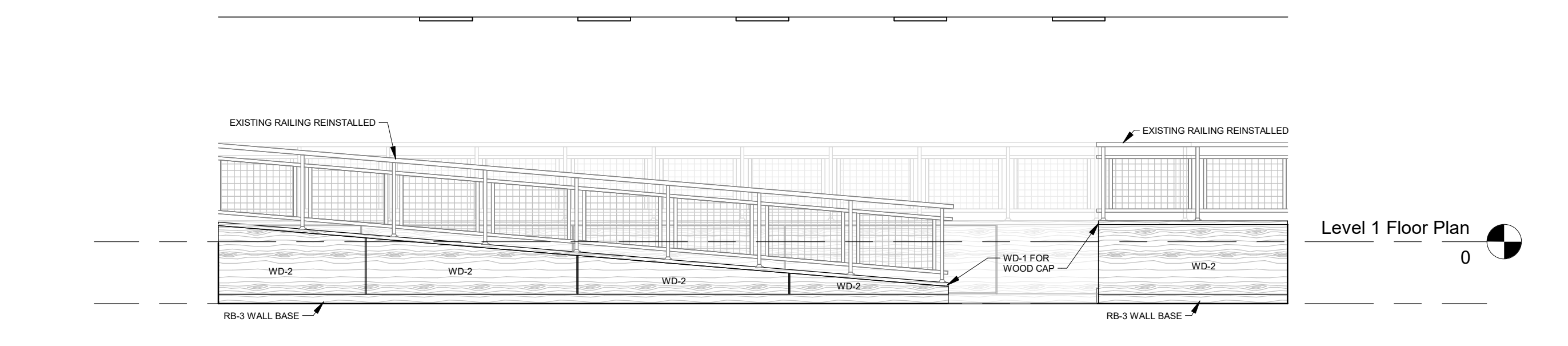
10 Panel Reveal Detail TYP.
1:5



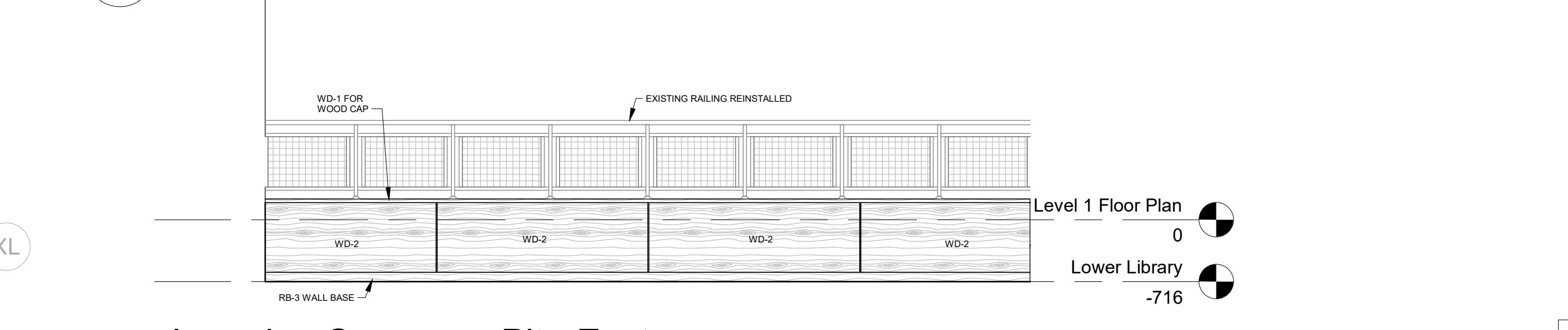
2 Learning Commons Pit W/ Ramp - South
1:50



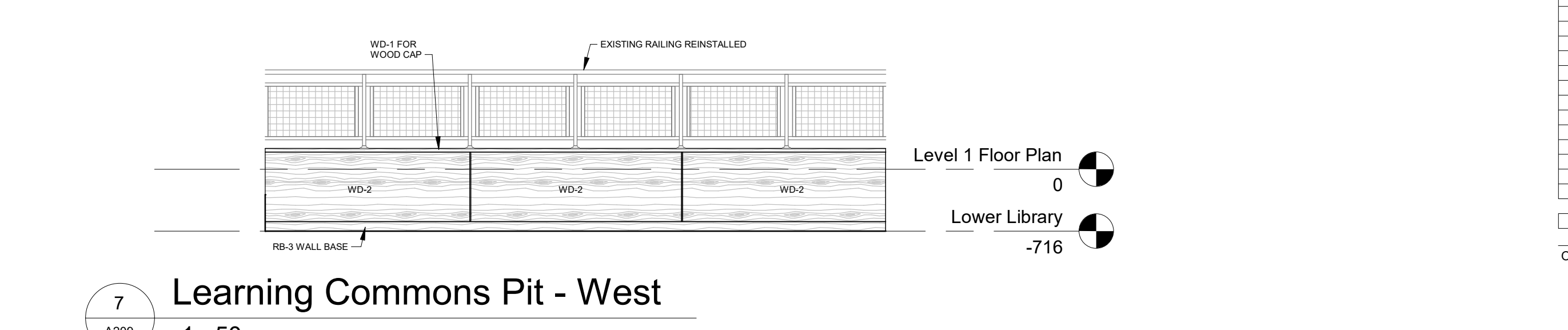
4 Learning Commons Pit W/ Ramp - North
1:50




5 Learning Commons Pit - South
1:50



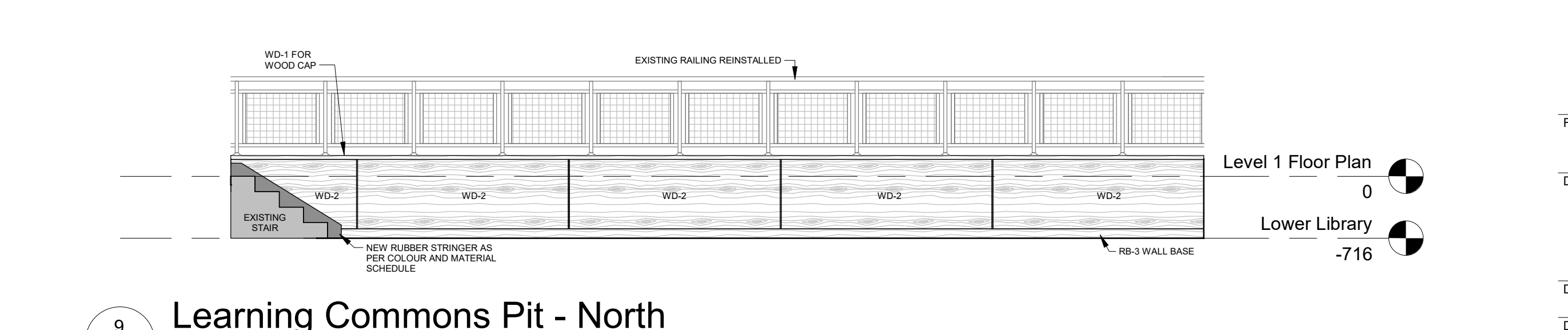
6 Learning Commons Pit - East
1:50



7 Learning Commons Pit - West
1:50



8 Learning Commons Pit - North
1:50




9 Learning Commons Pit - North
1:50

FLOOR FINISHES	
T-1	CPT-1
VCT-1	RT-1

THESE PLANS ARE TO BE PRINTED IN COLOUR.
LINES & PATTERNS ON THESE DRAWINGS REPRESENT THE CHANGE IN MATERIAL ONLY. REFER TO COLOUR AND MATERIAL SCHEDULE FOR INSTALLATION PATTERNS AND TRANSITIONS.

No.	Revision	Date
1	Issued Permit & Tender	2026_03_30



All dimensions to be checked and verified on the job by the Contractor. Any discrepancies are to be reported to the Consultant prior to action. Only the latest approved drawings to be used for construction in conformance with all applicable codes, by-laws and regulations. All drawings remain the property of the Consultant.
© Copyright Reserved.
These drawings and all that is represented herein are the exclusive property of Salter Pilon Architecture Inc. They may not be used or reproduced without written permission from Salter Pilon Architecture Inc.

salterpilon
architecture

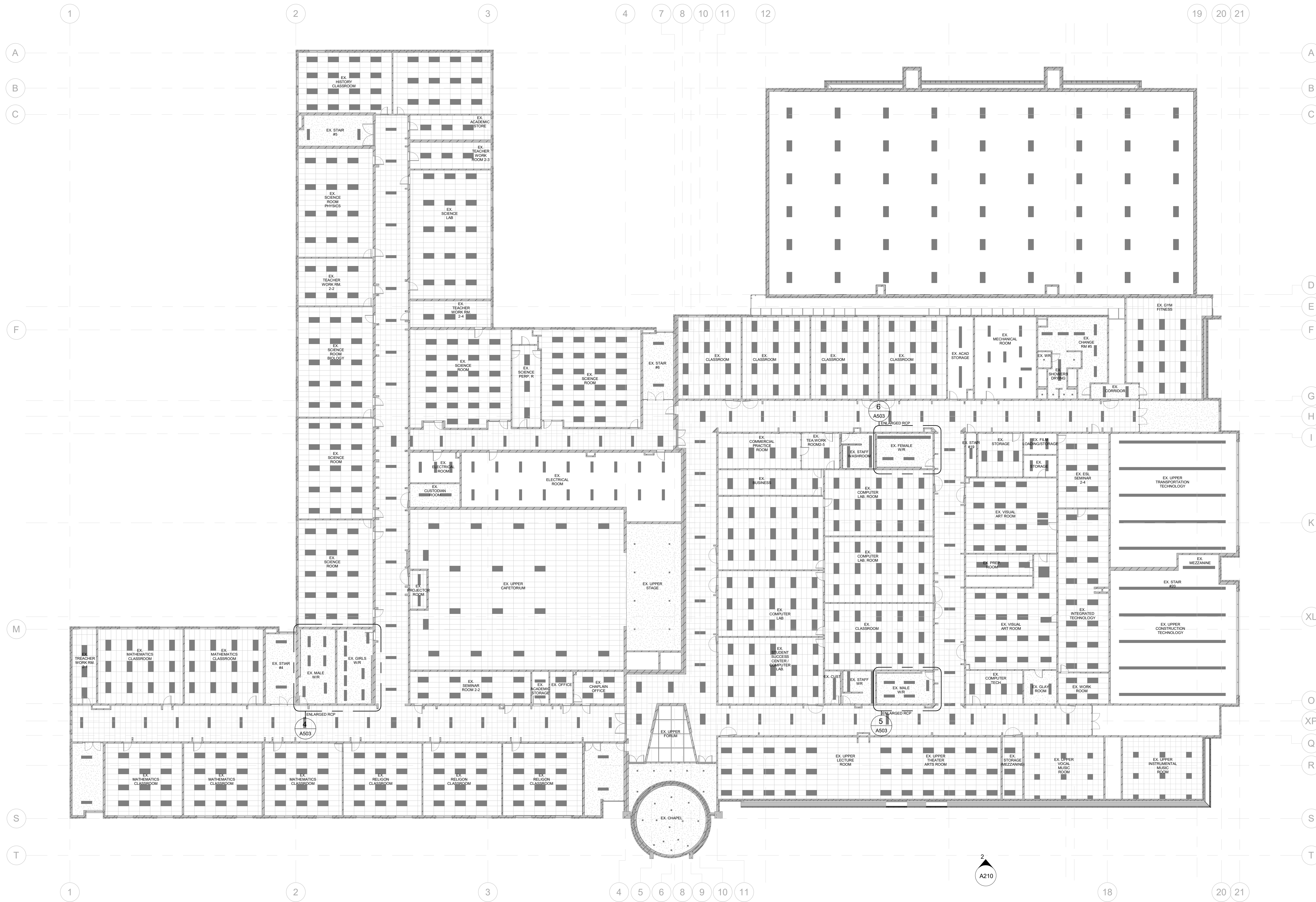
151 Ferris Lane, Suite 400 Barrie, Ontario L4M 6C1
salterpilon.com t: 705-737-3530

Project Information
ST. DAVID CSS RENOVATIONS

For
Waterloo Catholic District School Board

Drawing Title
Enlarged Plans & Interior Elevations

Date	2026_03_30	Project No	25029	Drawing No	A209
Drawn by	KM	Scale	As indicated		



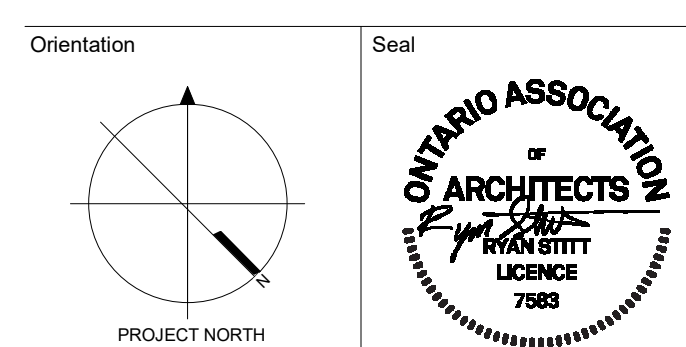
REFLECTED CEILING PLAN NOTES:

- COORDINATE FULLY WITH MECHANICAL & ELECTRICAL DRAWINGS & SPECIFICATIONS TO ENSURE PROPER PLACEMENT OF ALL LIGHTS, GRILLES, EXHAUST FANS, DIFFUSERS ETC. RELATING TO THE REFLECTED CEILING PLAN LAYOUT.
- ENCLOSE ALL EXPOSED STEEL STRUCTURE SUPPORTING FLOOR LOADS WITH (2) LAYERS OF 5/8" PRESSED STEEL WALL BOARD OR METAL DRAWING ASSEMBLY TO PROVIDE A 1-HOUR FIRE RESISTANCE RATING. ALL DETAILS MUST COMPLY.
- REFER TO ELECTRICAL DRAWINGS FOR LOCATION OF FIXTURES FLUSH WITH GYPSUM WALL BOARD CEILING AND REQUIRE CAREFUL FINISHING.

REFLECTED CEILING PLAN LEGEND:

- SUPPLY AIR DIFFUSER AS PER MECH. DWG.
- RETURN AIR DIFFUSER AS PER MECH. DWG.
- EXHAUST GRILLE AS PER MECH. DWG.
- SURFACE MOUNTED LUMINAIRE AS PER ELEC. DWG.
- RECESSED LUMINAIRE AS PER ELEC. DWG.
- RECESSED LIGHT FIXTURE AS PER ELEC. DWG.
- WALL MOUNTED LIGHT FIXTURE AS PER ELEC. DWG.
- 610 x 1210 LAY-IN CEILING TILE

No.	Revision	Date
1	Issued Permit & Tender	2026_03_30



All dimensions to be checked and verified on the job by the Contractor. Any discrepancies are to be reported to the Consultant prior to action. Only the latest approved drawings to be used for construction in conformance with all applicable codes, by-laws and regulations. All drawings remain the property of the Consultant.

© Copyright Reserved.
These drawings and all that is represented herein are the exclusive property of Salter Pilon Architecture Inc.
They may not be used or reproduced without written permission from Salter Pilon Architecture Inc.

salterpilon
architecture

151 Ferris Lane, Suite 400 Barrie, Ontario L4M 6C1
salterpilon.com t: 705.737.3530

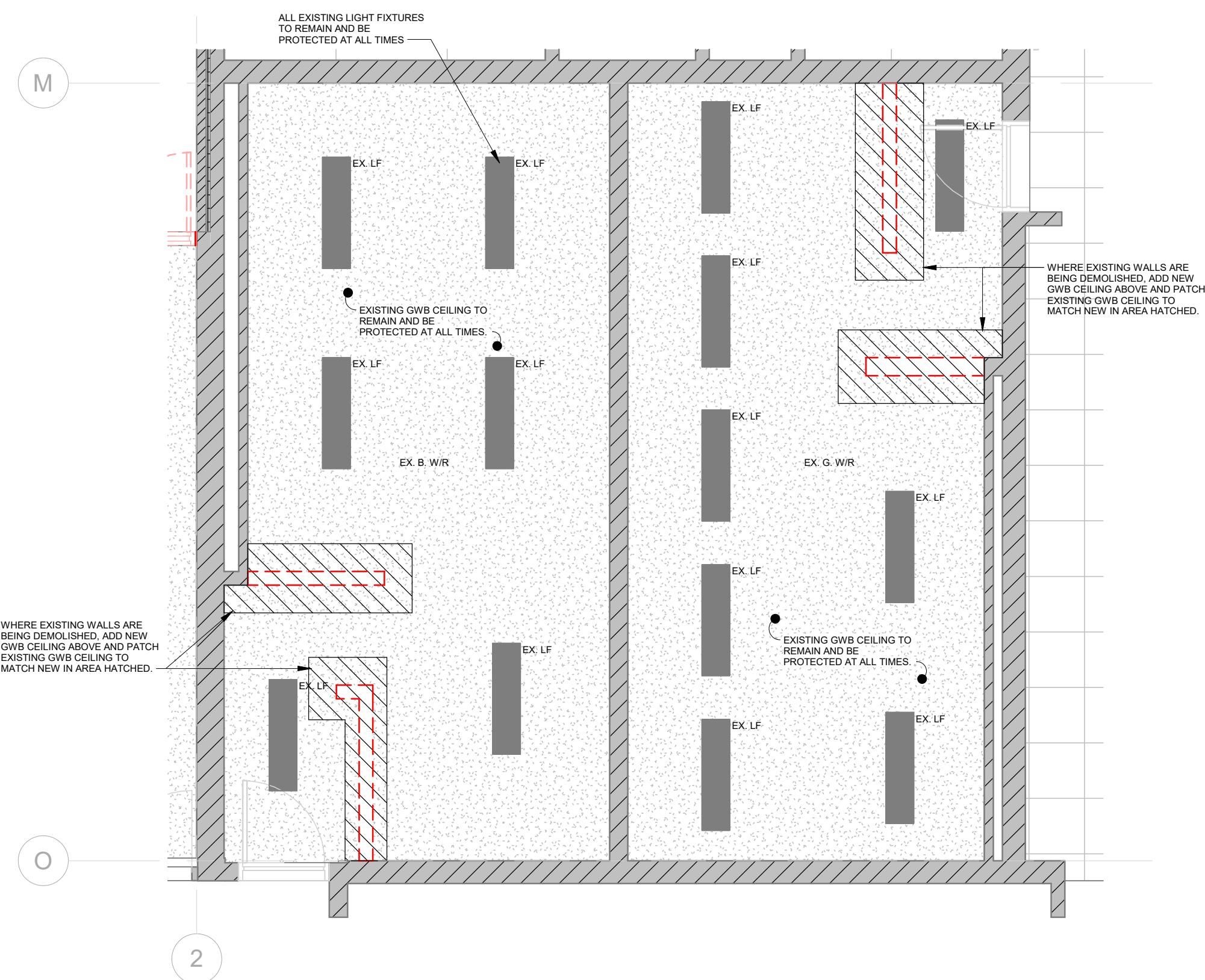
Project Information
ST. DAVID CSS RENOVATIONS

For
Waterloo Catholic District School Board

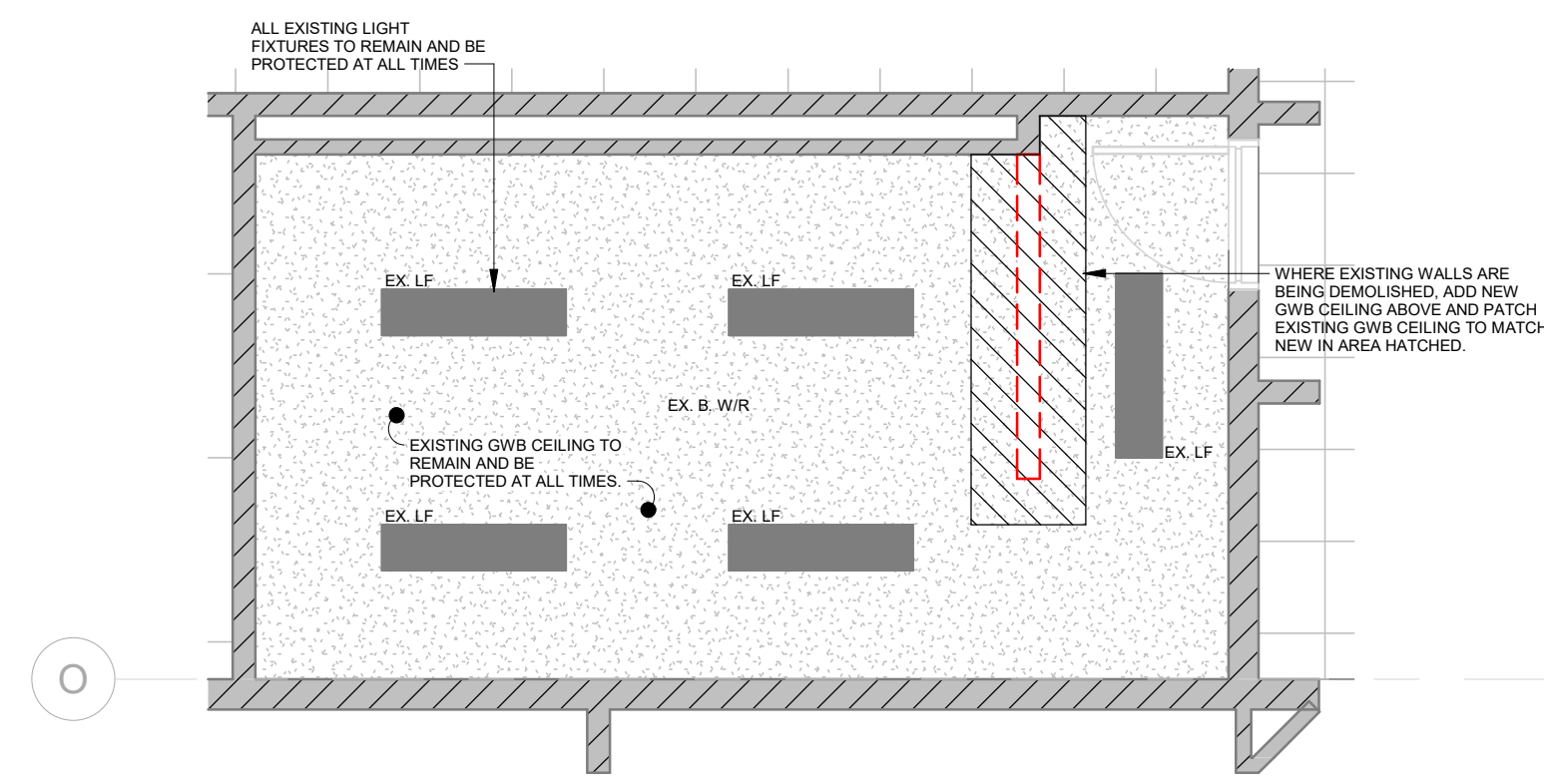
Drawing Title
Level 2 Reflected Ceiling Plan

Date	2026_03_30	Project No	25029	Drawing No	A502
Drawn by	KM	Scale	As indicated		

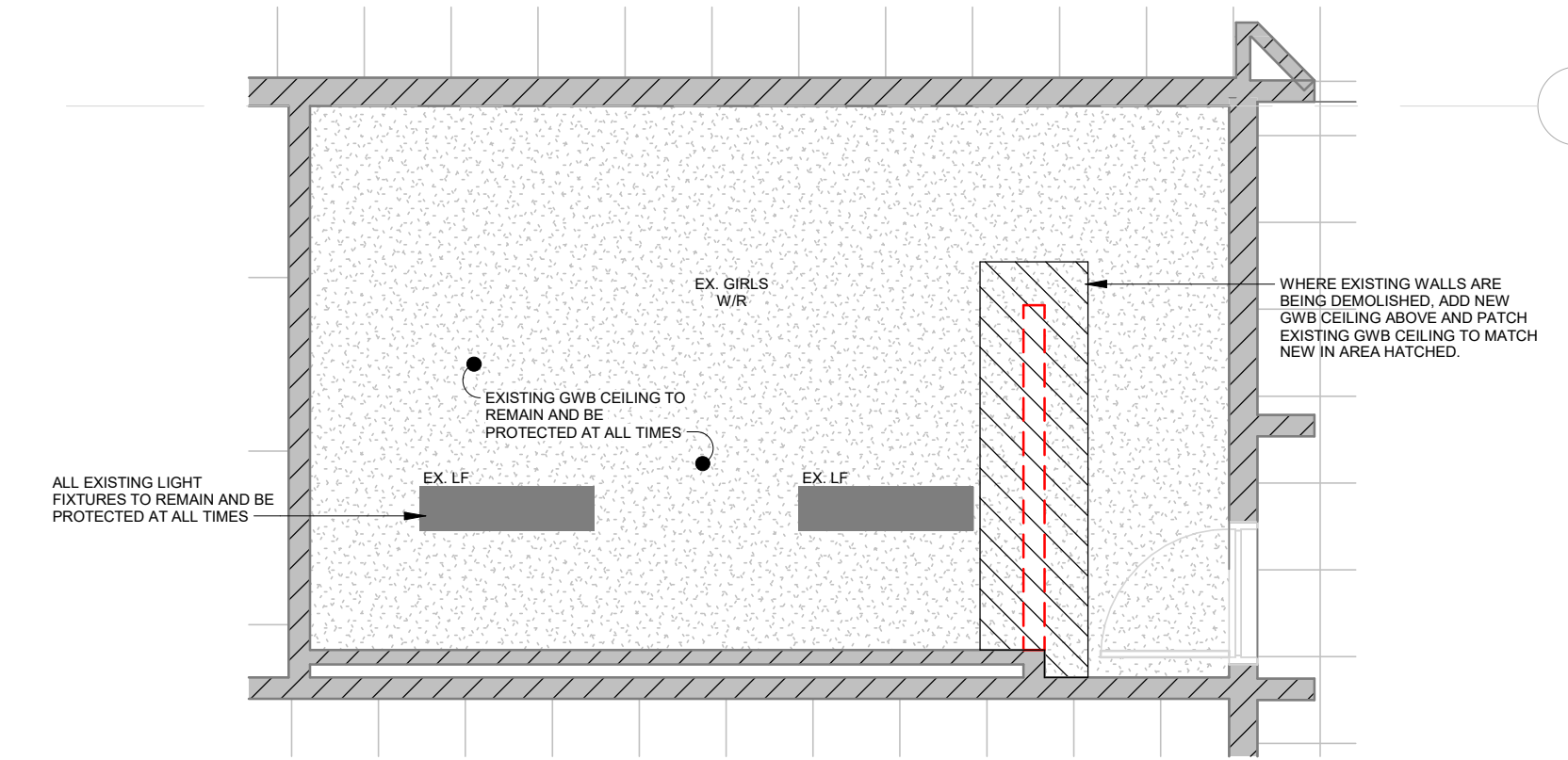
1 Level 2 Reflected Ceiling Plan
1 : 200



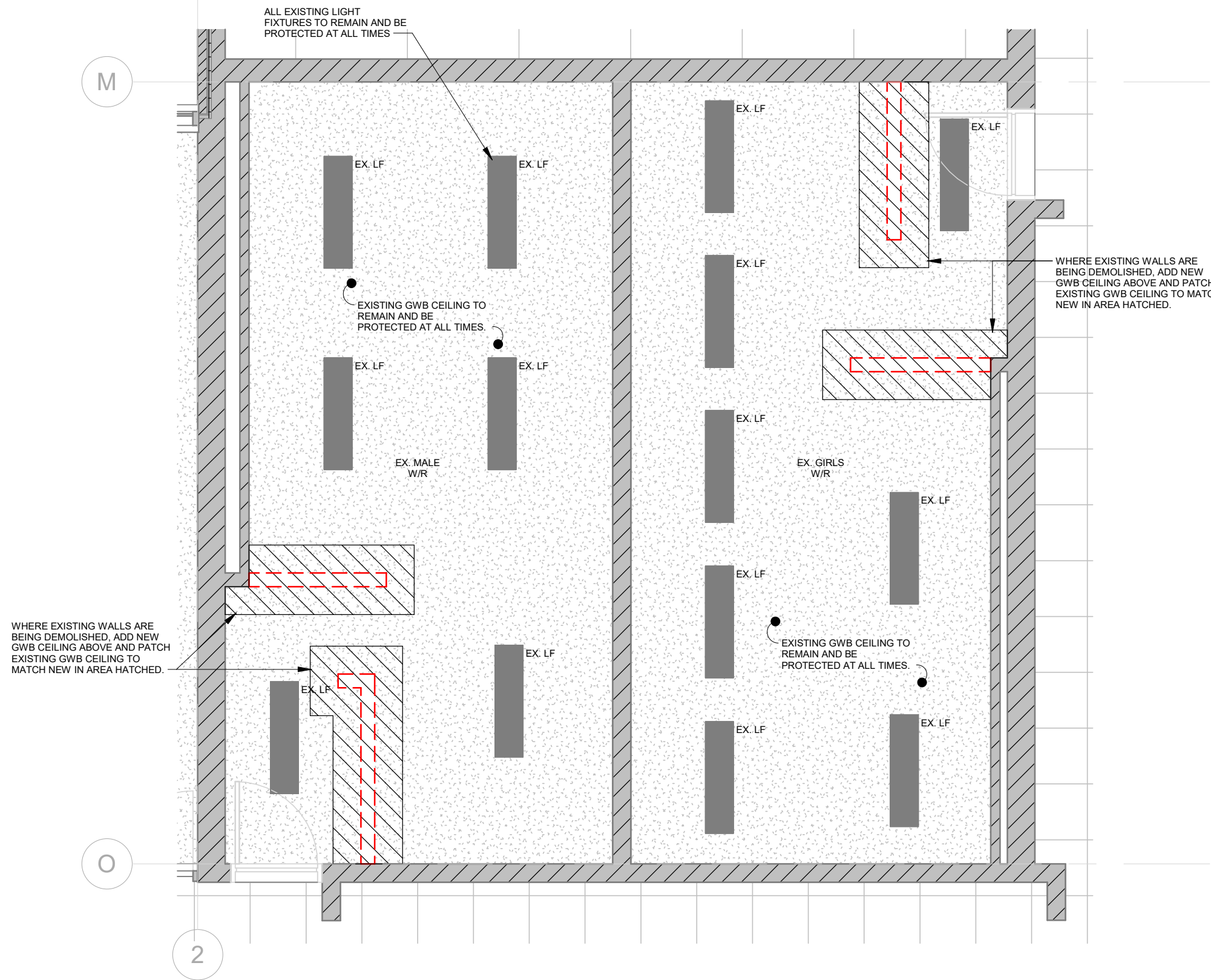
1 Level 1 Ex. Gang Washrooms - RCP
A503 1:50



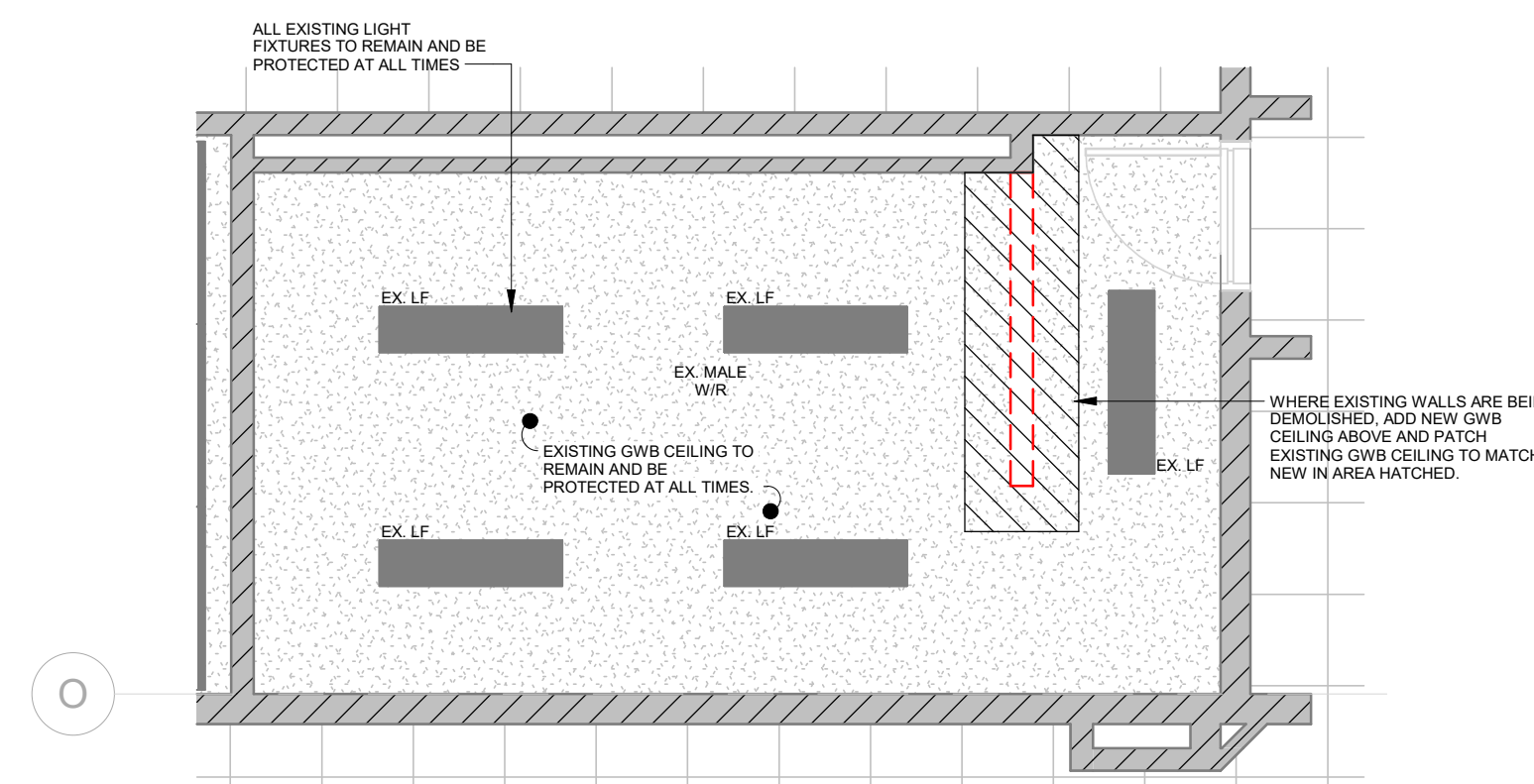
2 Level 1 Ex. Boy Gang Washroom - RCP
A503 1:50



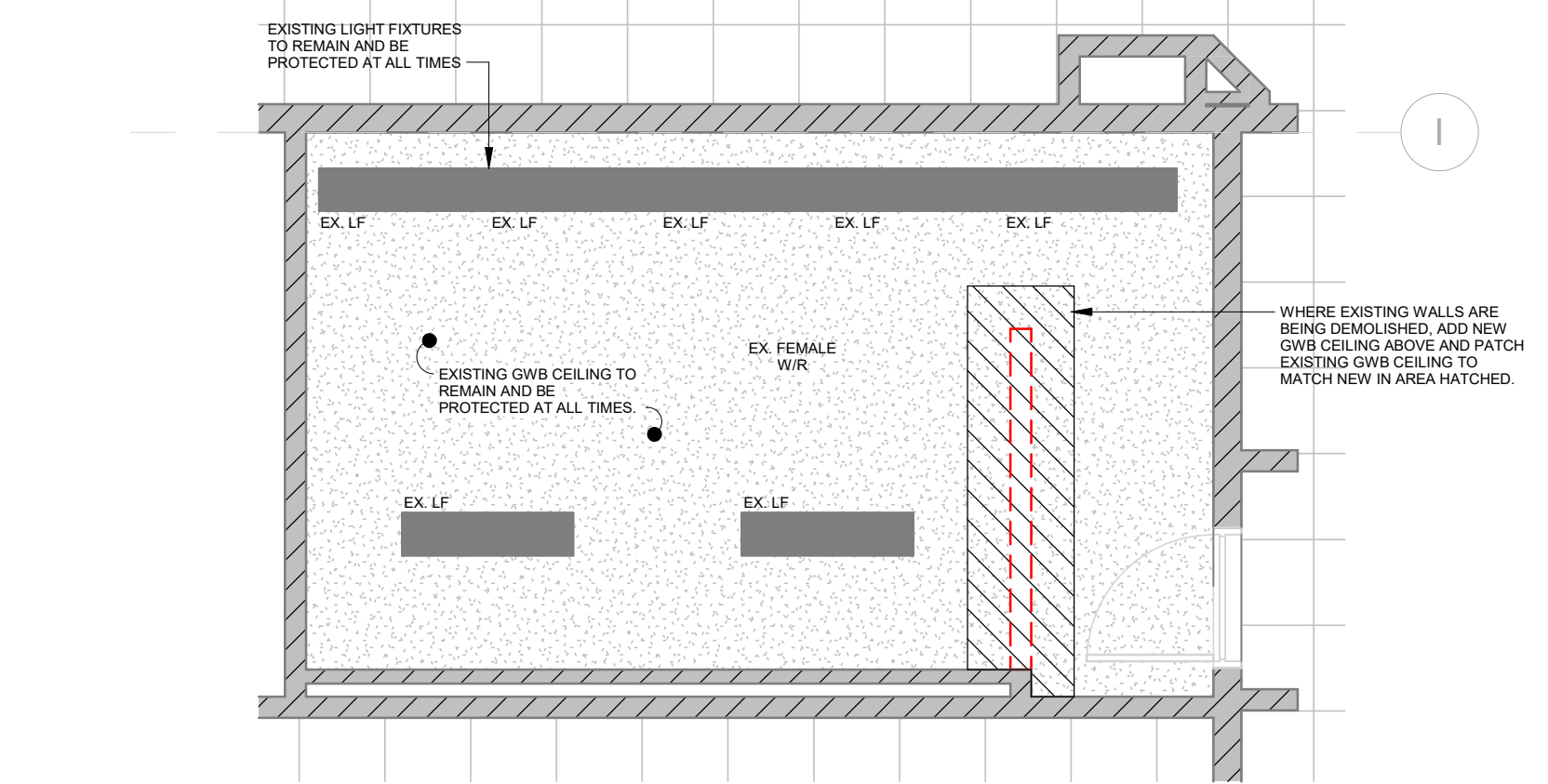
3 Level 1 Ex. Girls Gang Washroom - RCP
A503 1:50



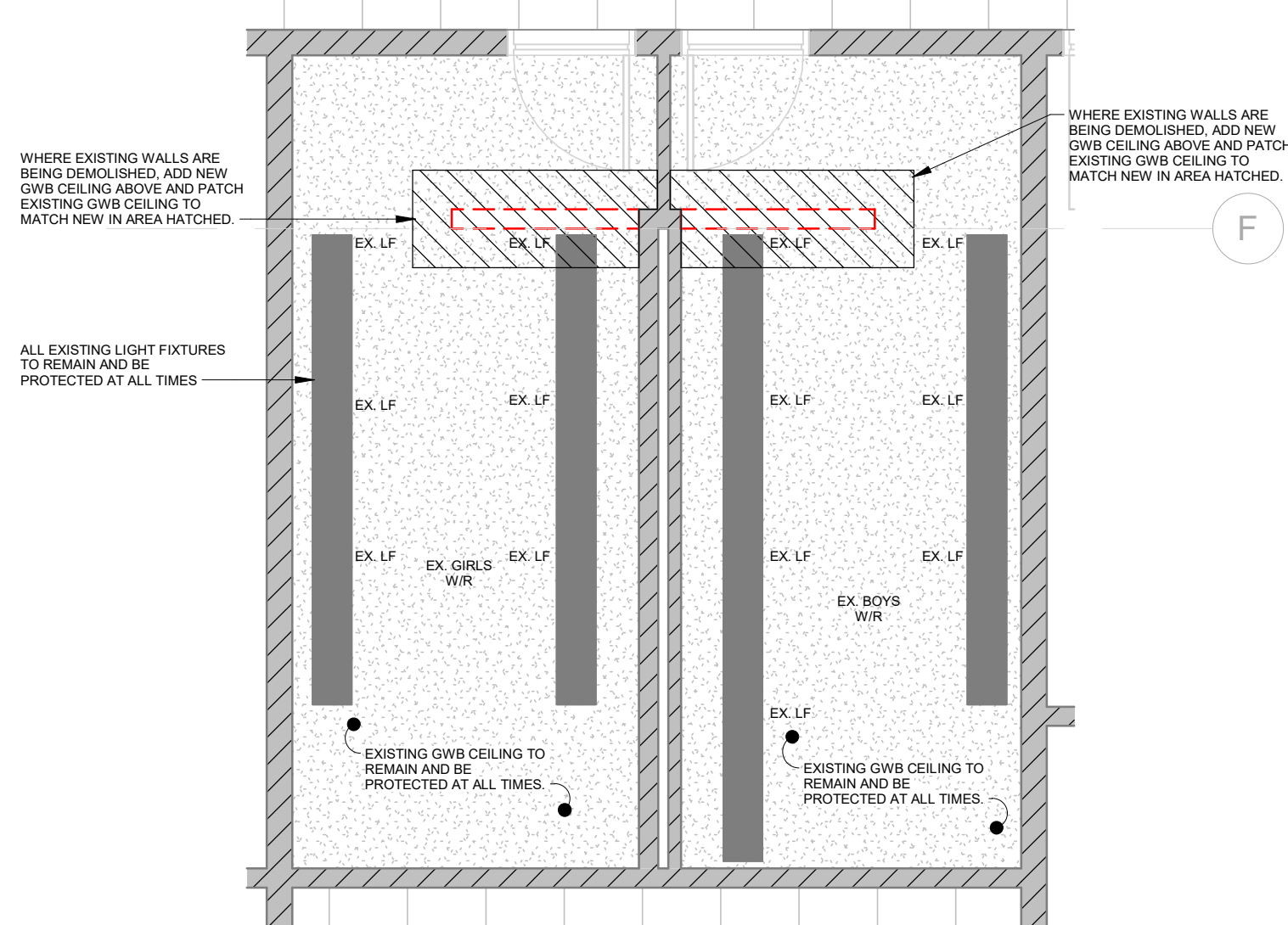
4 Level 2 Ex. Gang Washrooms - RCP
A503 1:50



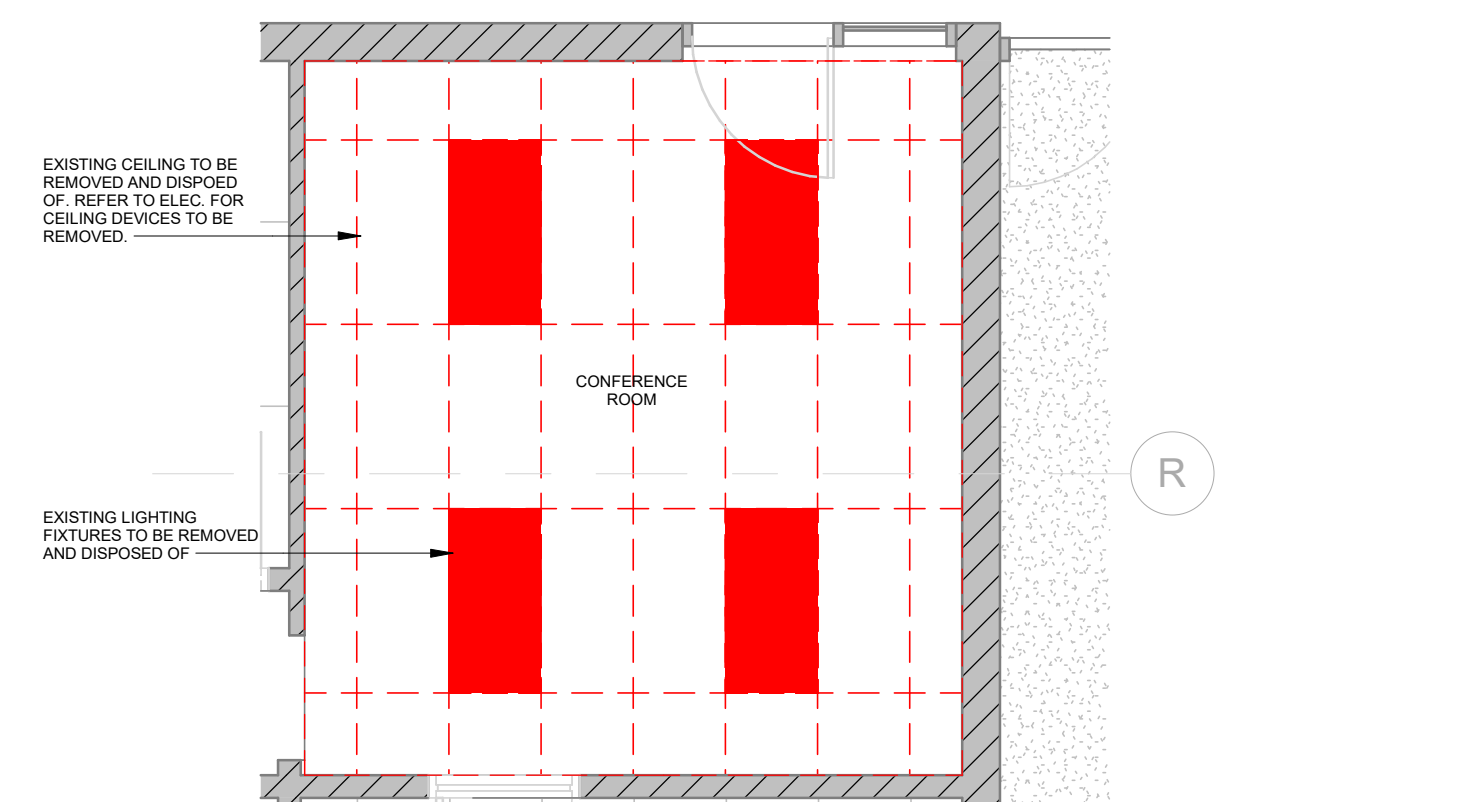
5 Level 2 Ex. Male Gang Washroom - RCP
A503 1:50



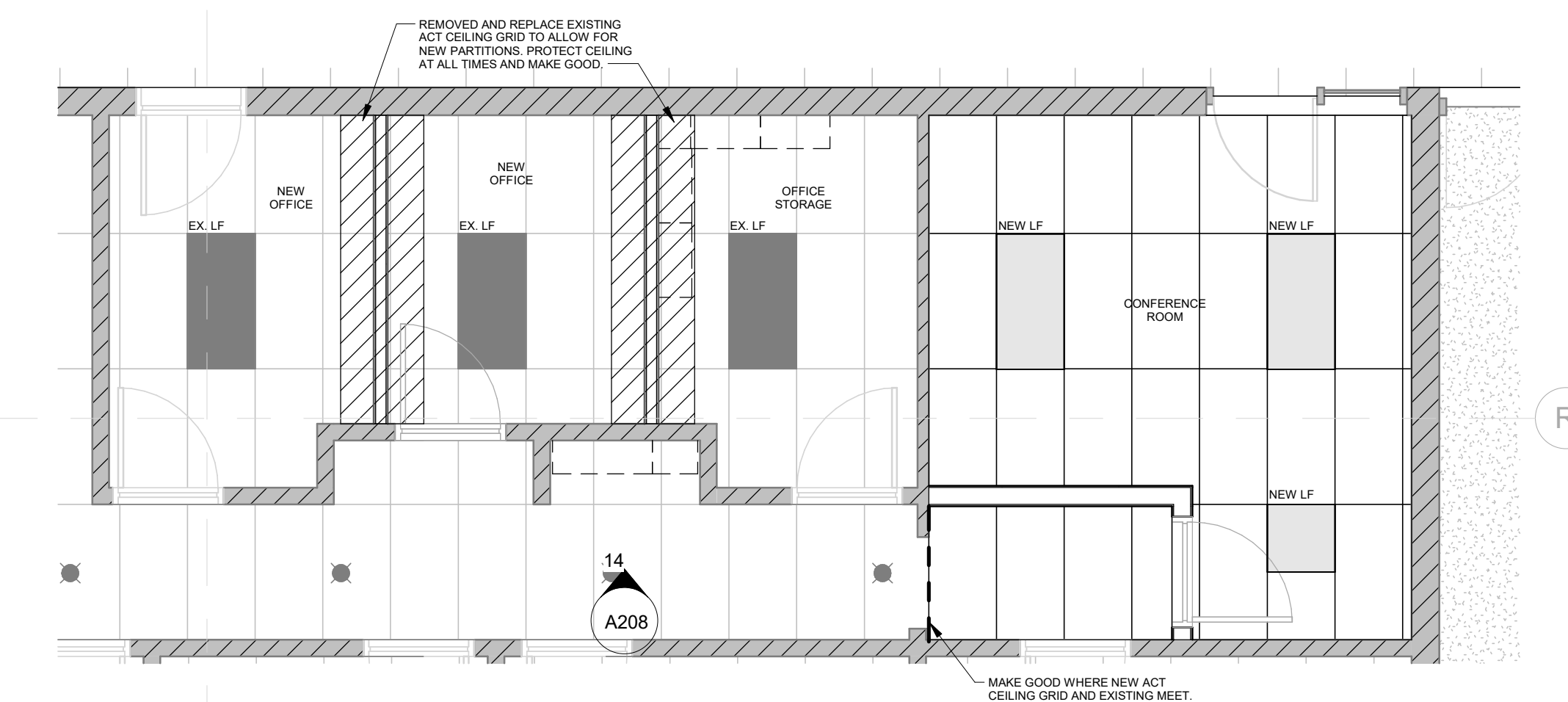
6 Level 2 Ex. Female Gang Washroom - RCP
A503 1:50



7 Level 1 Ex. Girls & Boys Washroom - RCP
A503 1:50




8 Level 1 Office Area Demo - RCP
A503 1:50



9 Level 1 Office Area - RCP
A503 1:50

No.	Revision	Date
1	Issued Permit & Tender	2026_03_30



All dimensions to be checked and verified on the job by the Contractor. Any discrepancies are to be reported to the Consultant prior to action. Only the latest approved drawings to be used for construction in accordance with all applicable codes, by-laws and regulations. All drawings remain the property of the Consultant.
© Copyright Reserved.
These drawings and all that is represented herein are the exclusive property of Salter Pilon Architecture Inc. They may not be used or reproduced without written permission from Salter Pilon Architecture Inc.

salterpilon
architecture

151 Ferris Lane, Suite 400 Barrie, Ontario L4M 6C1
salterpilon.com t: 705-737-3530

Project Information
ST. DAVID CSS RENOVATIONS

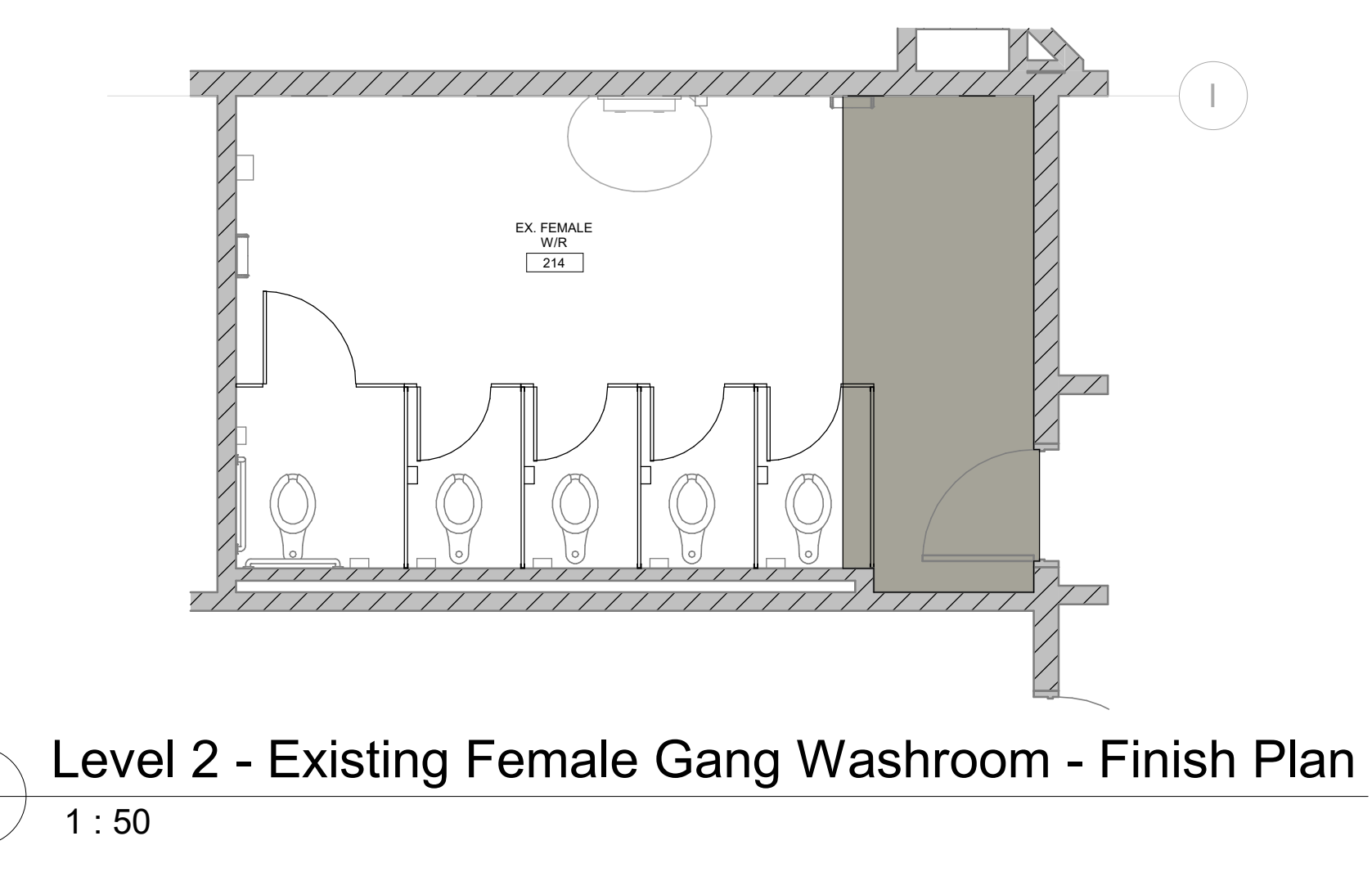
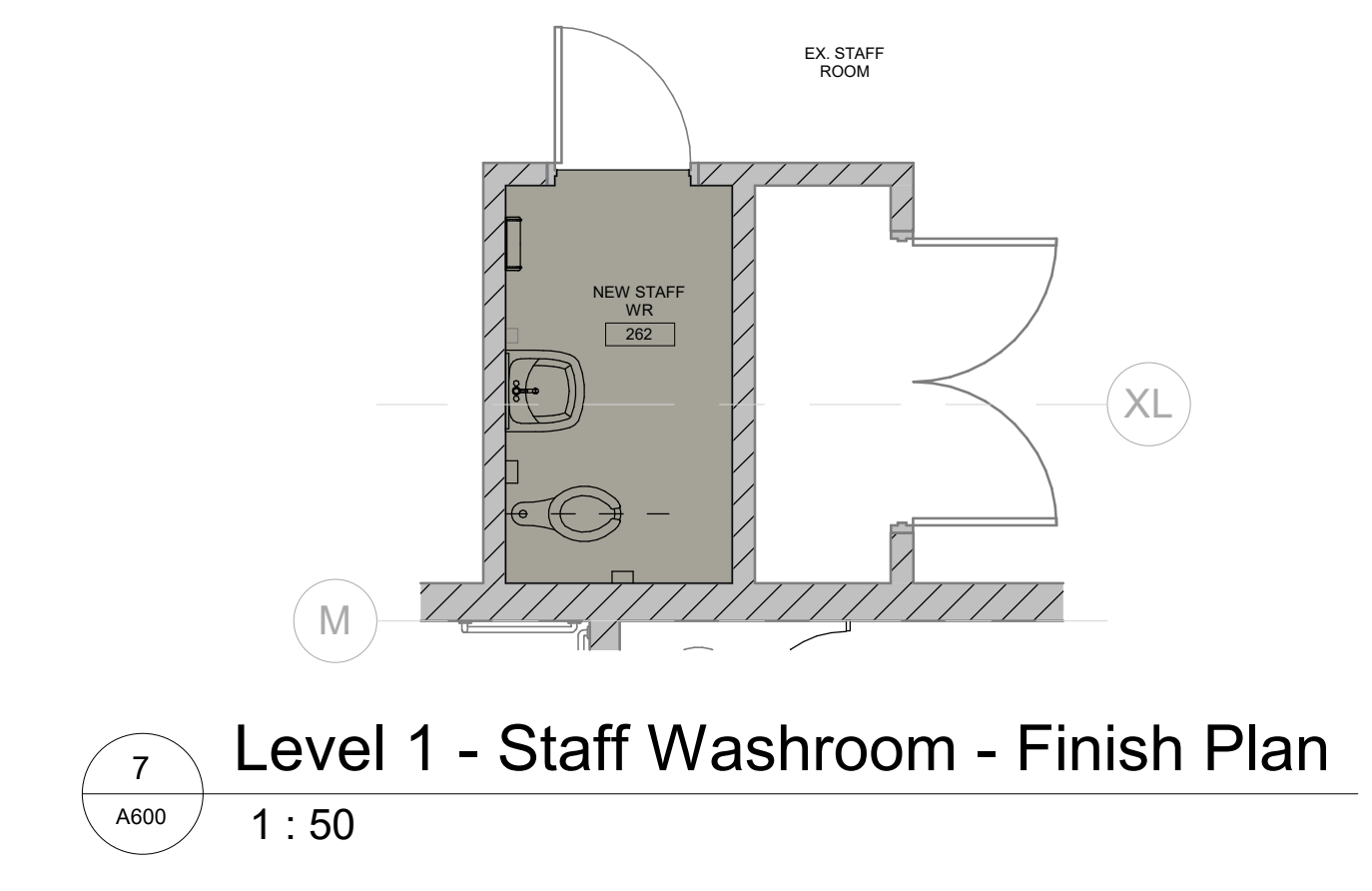
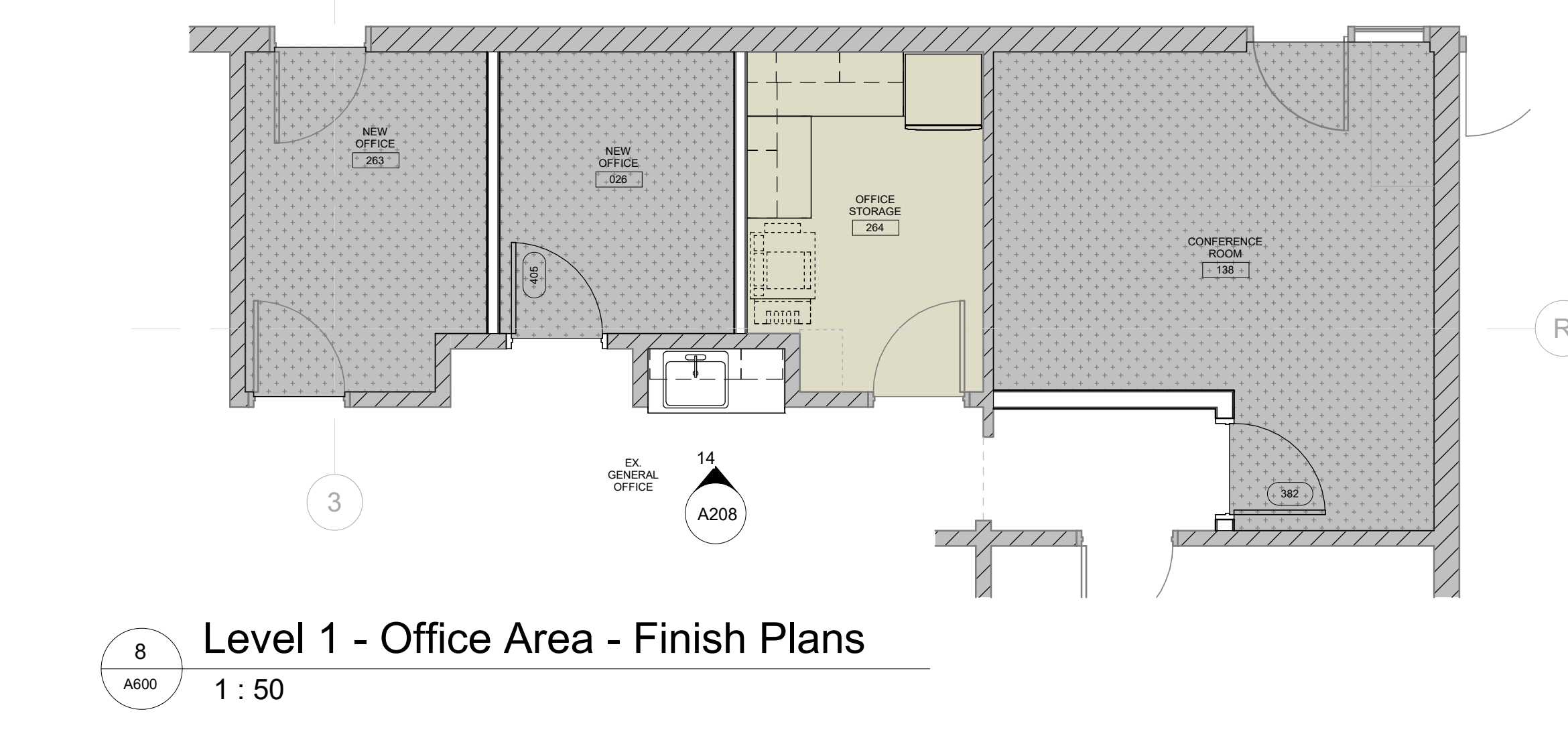
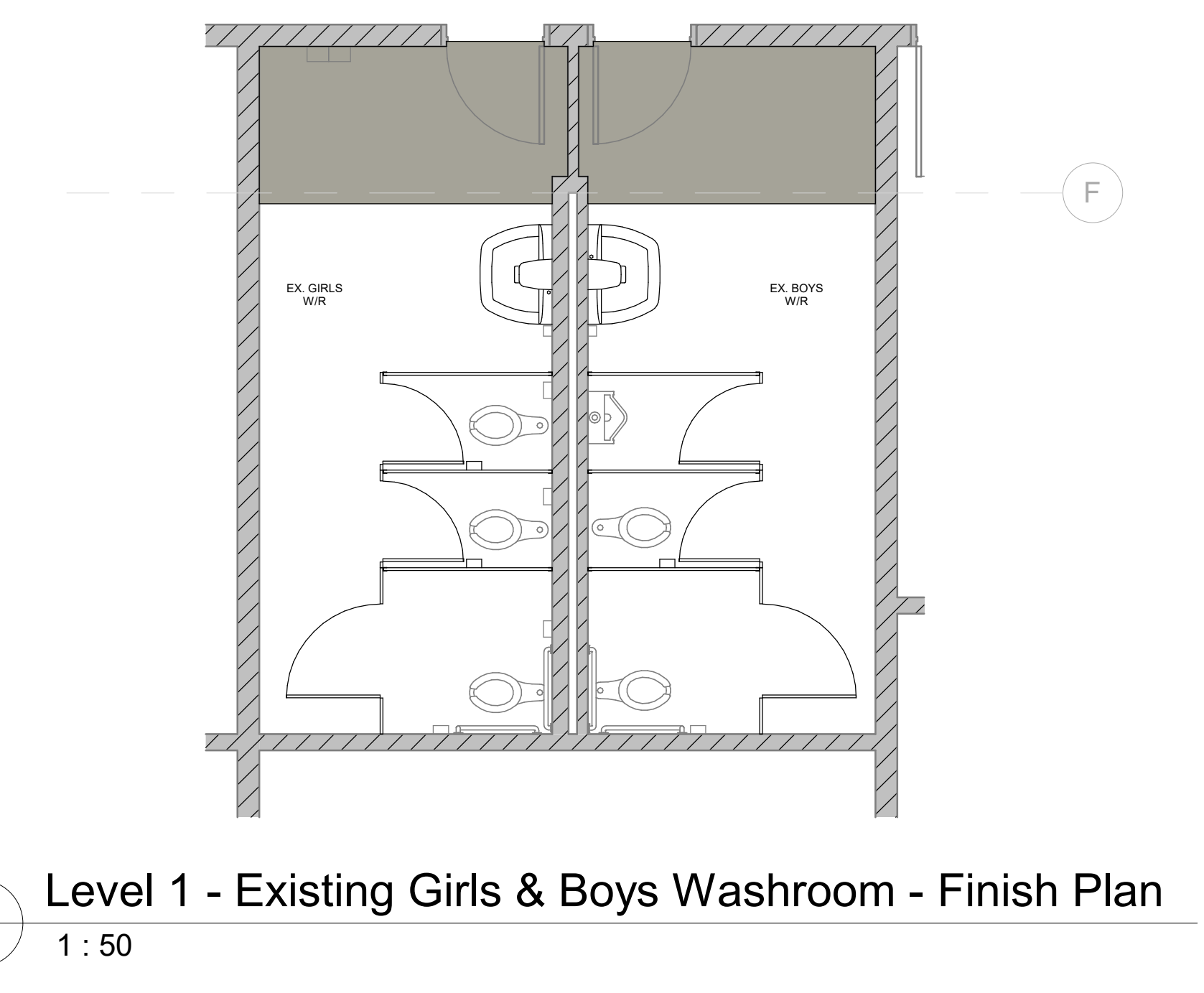
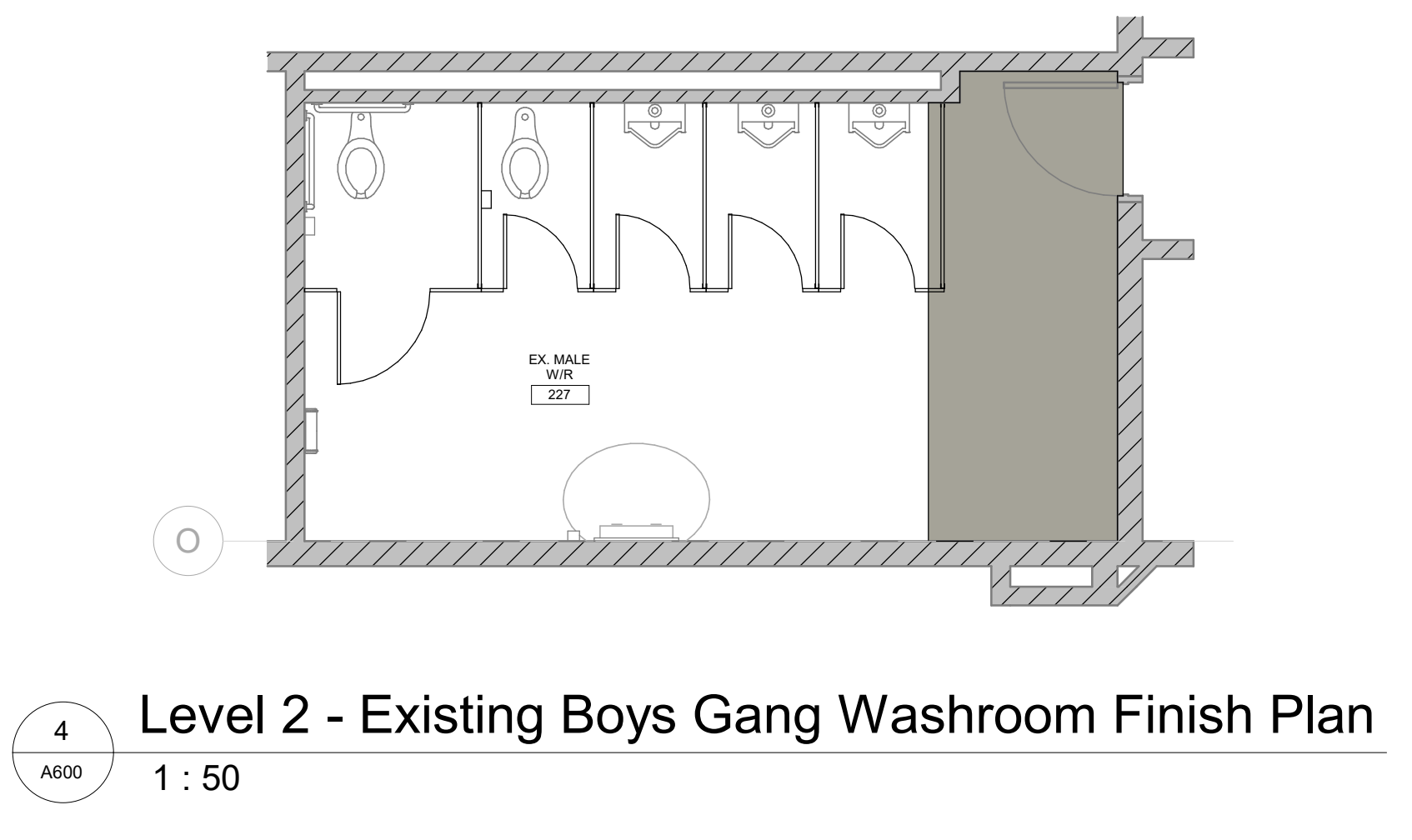
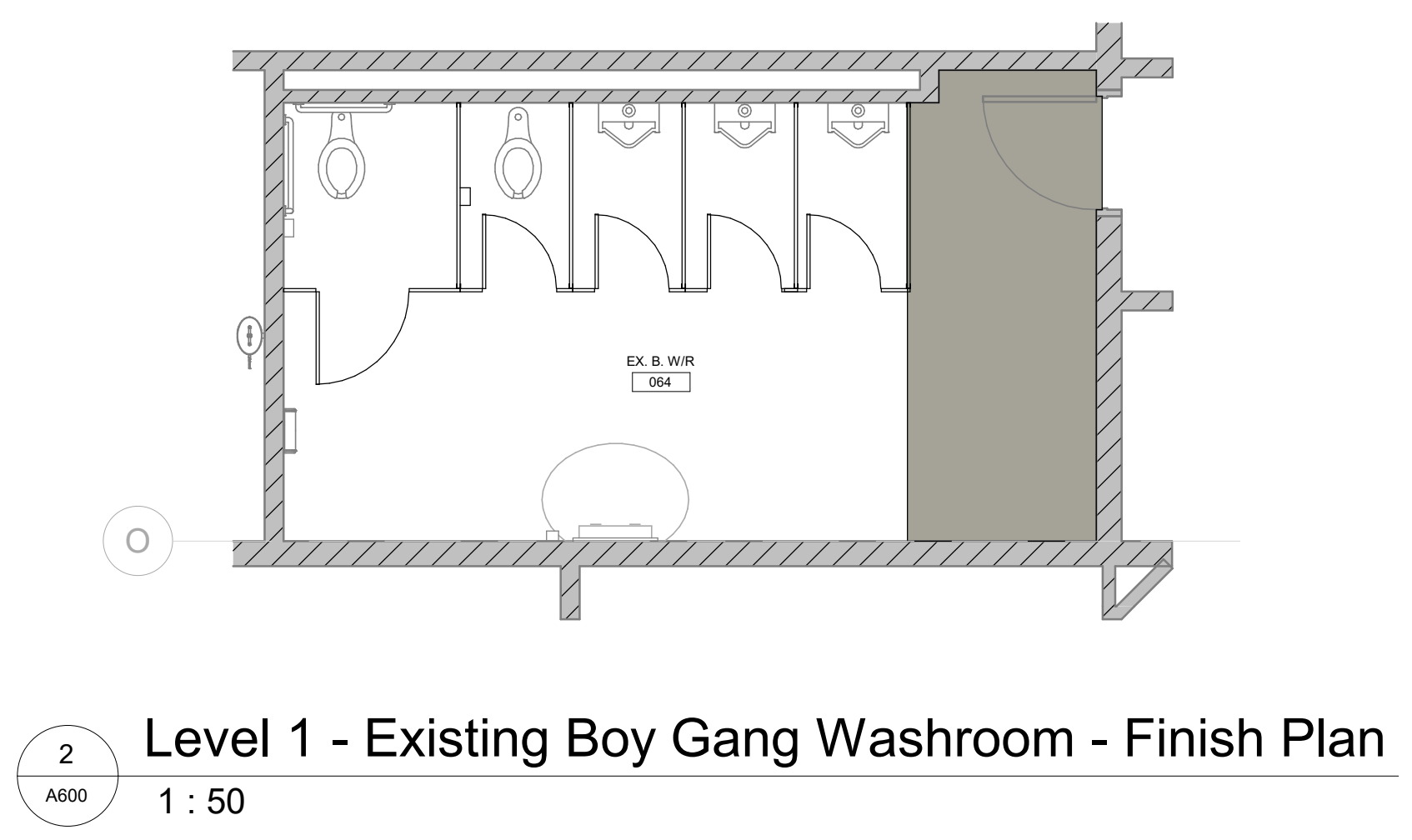
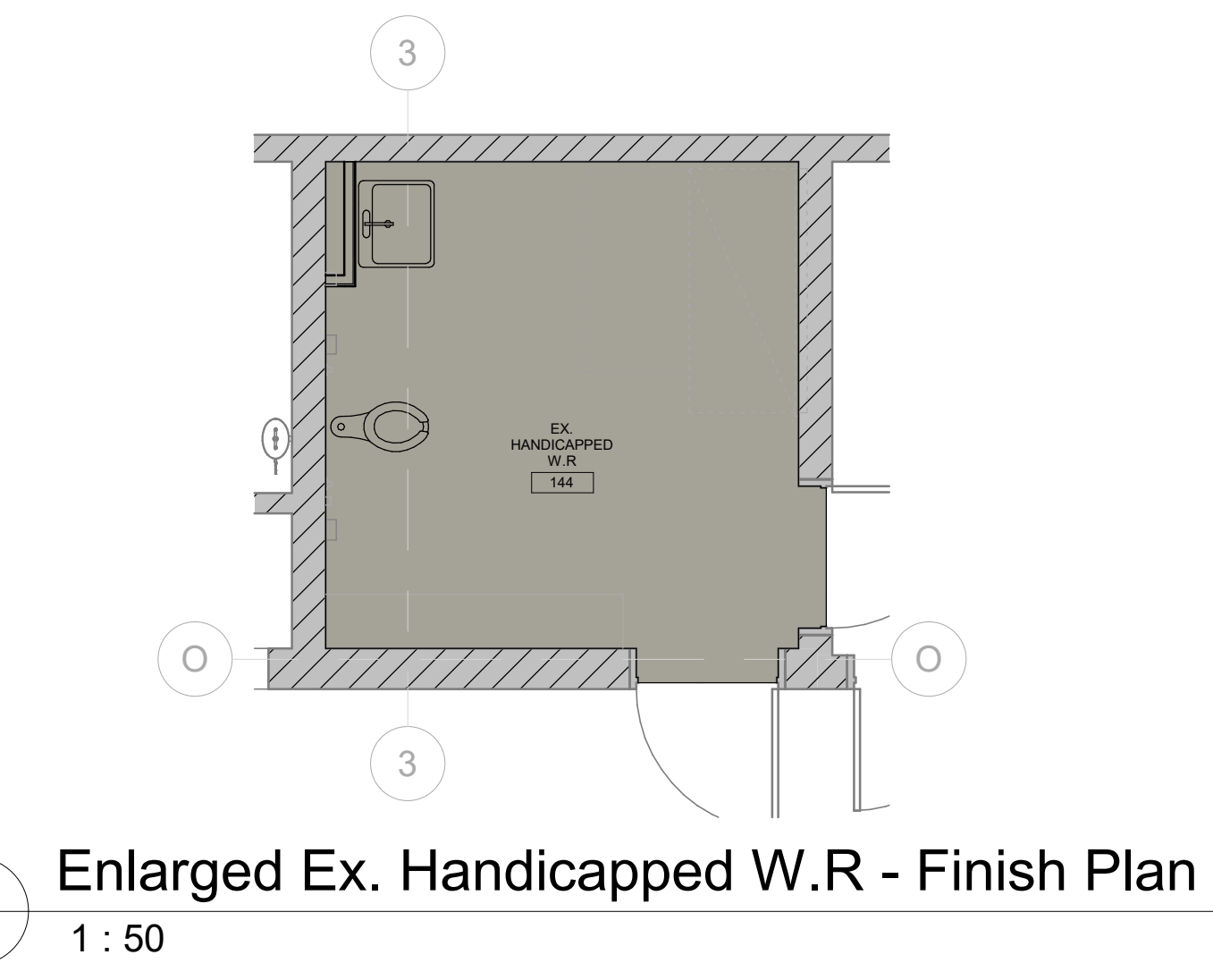
For
Waterloo Catholic District School Board

Drawing Title
Enlarged Reflected Ceiling Plans

Date	2026_03_30	Project No	25029	Drawing No	A503
Scale	1:50	Scale	1:50		

C:\Users\McCallum\Documents\2026_VCD5B_S1 David CSS Renovs_B24_Central_Knoocallum.CEV.rvt
2026-03-30 3:18:51 PM


Room Finish Schedule															
ROOM NO.	ROOM NAME	FLOOR		BASE		NORTH WALL		EAST WALL		SOUTH WALL		WEST WALL		CEILING	REMARKS
		MATERIAL	FINISH	MATERIAL	FINISH	MATERIAL	FINISH	MATERIAL	FINISH	MATERIAL	FINISH	MATERIAL	FINISH		
033	NEW OFFICE	CPT-1	-	RB-2	-	EX	EX	GRB	PF-1	EX	EX	GRB	PF-1	EX	REPAIR AND MAKE GOOD
034	EX LECTURE HALL	EX	-	EX	-	EX	EX	EX	EX	EX	EX	EX	EX	EX	REPAIR AND MAKE GOOD
035	EX INDIAN ARTS ROOM	EX	-	EX	-	EX	EX	EX	EX	EX	EX	EX	EX	EX	REPAIR AND MAKE GOOD
038	EX VOCAL MUSIC	EX	-	EX	-	EX	EX	EX	EX	EX	EX	EX	EX	EX	REPAIR AND MAKE GOOD
042	EX MUSIC ROOM	EX	-	EX	-	EX	EX	EX	EX	EX	EX	EX	EX	EX	REPAIR AND MAKE GOOD
089	UPPER EX. LEARNING COMMONS	CPT-1	-	RB-2	-	EX	EX	EX	EX	EX	EX	EX	EX	EX	WALLS AFFECTED BY REMOVALS TO BE REPAINTED TO MATCH EXISTING. REPAIR AND MAKE GOOD
089A	LOWER EX. LEARNING COMMONS	CPT-1	-	RB-2	-	EX	EX	EX	EX	EX	EX	EX	EX	EX	WALLS TO BE REMOVED AND REPAINTED. REPAIR AND MAKE GOOD
083	EX GIRLS W.R	T-1	-	TB-1	-	EX	EX	EX	EX	EX	EX	EX	EX	EX	REPAIR AND MAKE GOOD
084	EX B. W.R	T-2	-	TB-1	-	EX	EX	EX	EX	EX	EX	EX	EX	EX	REPAIR AND MAKE GOOD
073	EX BOYS W.R	T-2	-	TB-1	-	EX	EX	EX	EX	EX	EX	EX	EX	EX	REPAIR AND MAKE GOOD
074	EX GIRLS W.R	T-2	-	TB-1	-	EX	EX	EX	EX	EX	EX	EX	EX	EX	REPAIR AND MAKE GOOD
138	EX B. W.R	T-2	-	TB-1	-	EX	EX	EX	EX	EX	EX	EX	EX	EX	REPAIR AND MAKE GOOD
139	CONFERENCE ROOM	CPT-1	-	RB-2	-	EX	EX	EX	EX	EX	EX	EX	EX	EX	NEW FLOOR REPAIR TO BE CARRIED UNDER CONTRACT WITH CASH ALLOWANCE. REPAIR AND MAKE GOOD
144	EX HANDEDICAPPED W.R	T-1	-	TB-1	-	EX	EX	EX	EX	EX	EX	EX	EX	EX	REPAIR AND MAKE GOOD
147	EX STAFF W.R	T-1	-	TB-1	-	EX	EX	EX	EX	EX	EX	EX	EX	EX	REPAIR AND MAKE GOOD
148	EX STAFF W.R	T-1	-	TB-1	-	EX	EX	EX	EX	EX	EX	EX	EX	EX	REPAIR AND MAKE GOOD
147	EX G. W.R	T-1	-	TB-1	-	EX	EX	EX	EX	EX	EX	EX	EX	EX	NEW FLOOR REPAIR TO BE CARRIED UNDER CONTRACT WITH CASH ALLOWANCE. REPAIR AND MAKE GOOD
214	EX FEMALE W.R	T-3	-	TB-1	-	EX	EX	EX	EX	EX	EX	EX	EX	EX	REPAIR AND MAKE GOOD
227	EX MALE W.R	T-2	-	TB-1	-	EX	EX	EX	EX	EX	EX	EX	EX	EX	REPAIR AND MAKE GOOD
268	EX GIRLS W.R	-	-	-	-	EX	EX	EX	EX	EX	EX	EX	EX	EX	NEW FLOOR REPAIR TO BE CARRIED UNDER CONTRACT WITH CASH ALLOWANCE. REPAIR AND MAKE GOOD
267	EX MALE W.R	-	-	-	-	EX	EX	EX	EX	EX	EX	EX	EX	EX	NEW FLOOR REPAIR TO BE CARRIED UNDER CONTRACT WITH CASH ALLOWANCE. REPAIR AND MAKE GOOD
262	NEW STAFF W.R	T-1	-	TB-1	-	EX	EX	EX	EX	EX	EX	EX	EX	EX	REPAIR AND MAKE GOOD
283	NEW OFFICE	CPT-1	-	RB-2	-	EX	EX	GRB	PF-1	EX	EX	EX	EX	EX	REPAIR AND MAKE GOOD
284	OFFICE STORAGE	VCT-1	-	RB-1	-	EX	EX	EX	EX	EX	GRB	PF-1	EX	EX	REPAIR AND MAKE GOOD



FLOOR FINISHES	
T-1	CPT-1
VCT-1	RT-1

THESE PLANS ARE TO BE PRINTED IN COLOUR
 LINES & PATTERNS ON THESE DRAWINGS REPRESENT
 THE CHANGE IN MATERIAL ONLY. REFER TO COLOUR
 AND MATERIAL SCHEDULE FOR INSTALLATION
 PATTERNS AND TRANSMITTAL.

1	Issued Permit & Tender	2026_03_30
No.	Revision	Date



All dimensions to be checked and verified on the job by the Contractor. Any discrepancies are to be reported to the Consultant prior to action. Only the latest approved drawings to be used for construction in accordance with all applicable codes, by-laws and regulations. All drawings remain the property of the Consultant.

© Copyright Reserved.
 These drawings and all that is represented herein are the exclusive property of Salter Pilon Architecture Inc.
 They may not be used or reproduced without written permission from Salter Pilon Architecture Inc.

salterpilon
 architecture

151 Ferris Lane, Suite 400 Barrie, Ontario L4M 6C1
 salterpilon.com t: 705.737.3530

Project Information		
ST. DAVID CSS RENOVATIONS		
4 High St. Waterloo, ON, N2L 3X5		
For Waterloo Catholic District School Board		
Drawing Title		
Room Finish Schedule & Plans		
Date	Project No	Drawing No
2026_03_30	25029	A600
Drawn by	Scale	
KM, AL	As indicated	

C:\Users\McCallum\Documents\2026_VCD5B_Si David CSS Renov_024_Central_Innocallum.CEV7.rvt
 2026-03-30 3:18:53 PM