

GENERAL ABBREVIATIONS

- AJ/F - ABOVE FINISHED FLOOR
- A.F. - ABOVE FINISHED
- ADJ. - ADJUSTABLE
- ARCH. - ARCHITECTURAL
- BAR. - BARRIER
- BD - BOARD
- B - BARRIER FREE
- BFP - BACK FLOW PREVENTER
- BFS - BADMINTON FLOOR SOCKET
- B/N/C - BULL NOSE CORNER
- CBS - CALL BUTTON STATION
- CCJ - COMPARTMENT CONTROL JOINT
- CH - CABINET HEATER
- CHB - CHALK BOARD
- CH.TBL. - CHANGE TABLE
- CJ - CONTROL JOINT
- CM - CONTROL MODULE
- COH - COAT HOOK
- COMP. - COMPRESSIBLE
- CONT. - CONTINUOUS
- CP - CONTROL PANEL
- CV - CONTROL VALVE
- C/W - COMPLETE WITH
- DBL. - DOUBLE
- DC - DROPPED CURB
- DF - DRINKING FOUNTAIN
- DWG. - DRAWING
- DS - DOWNSPOUT
- DST. - DISTANCE
- DISP. - DISPLAY CASE
- ECS - EMERGENCY PUSH BUTTON
- ELEV. - ELEVATION
- EPB - EMERGENCY PUSH BUTTON
- EW - EYE WASH STATION
- EX - EXISTING
- EXP. - EXPOSED
- EXIST. - EXISTING
- FB - FIRE BLANKET
- FD - FLOOR DRAIN
- FDG - FOLD DOWN GRAB BAR
- FDN. - FOUNDATION
- F/D/C - FIRE DEPARTMENT CONNECTION
- FEC - FIRE EXTINGUISHER CABINET
- FE - FIRE EXTINGUISHER
- FLEX. - FLEXIBLE
- FL - FLOOR
- FLRNG. - FLOORING
- F/R/R - FIRE RESISTANCE RATING
- FS - FOLD DOWN SHOWER SEAT
- FIG.S - FOOTINGS
- FV - FIELD VEBRY
- GALV. - GALVANIZED
- GB - GRAB BAR
- GD - GARBAGE DISPOSAL
- GEN - GENERAL
- HB - HOSE BIB
- HD - HAND DRYER
- HDCP - HANDICAPPED
- HO - HOLD OPEN
- HORIZ. - HORIZONTAL
- INSUL. - INSULATION
- KP - KEY PAD
- LOCK - LOCK
- M / MIR - MIRROR
- MANUF. - MANUFACTURED
- MAX. - MAXIMUM
- MECH. - MECHANICAL
- MIN. - MINIMUM
- MS - MOP SINK
- N/I/C - NOT IN CONTRACT
- NO. - NUMBER
- NIS - NOT TO SCALE
- O.H. - OVERHANG
- O.I.A. - OPEN TO ABOVE
- PER.(S) - PERIMETER / PERIMETERS
- PS - POWER OPERATOR PUSH BUTTON
- PTD/D - PAPER TOWEL DISPENSER / DISPOSAL
- P/I/P - POURED IN PLACE
- PRE.FIN. - PRE-FINISHED
- PRES.TR. - PRESERVATIVE TREATED
- RCH - RECESSED CAB HEATER
- REQ.D - REQUIRED
- R.C.P. - REFLECTED CEILING PLAN
- REINF. - REINFORCED
- REF. - REFERENCE
- RD - ROOF DRAIN
- RM - ROOM
- RWL - RAIN WATER LEADER
- SCD - TOILET SEAT COVER DISPENSER
- SCHEDULES - SCHEDULES
- SD - SCUPPER DRAIN
- SH - SOAP HOLDER
- SHF - SHELF
- SHD - SANITARY NAPKIN DISPOSAL
- SNV - SANITARY NAPKIN VENDING DISPENSER
- SPD - SOAP DISPENSER
- SPEC'D - SPECIFIED
- STRUCT. - STRUCTURAL
- S/W - SIDEWALK
- TB - TACK BOARD
- TC - TEACHERS CABINET/CLOSET
- THERM - THERMAL
- TM - TILTED MIRROR
- TDB - TOWEL BAR
- TPD - TOILET PAPER DISPENSER
- TWSI - TACTILE WALKING SURFACE INDICATORS
- TYP. - TYPICAL
- U/C - UNDER CUT
- US - UNDERSIDE
- VAP. - VAPOUR
- VERT. - VERTICAL
- VFS - VOLLEYBALL FLOOR SOCKET
- VS - VISION STRIP
- W/ - WITH
- WB - WHITE BOARD / MARKER BOARD
- W.C. - WHEEL CHAIR
- WR - WASTE RECEPTACLE
- WW - WHITE WALL
- PER - PERCENT
- @ - AT
- o/c - ON CENTER

MATERIALS ABBREVIATIONS

- AB - ARCHITECTURAL BLOCK
- ACT - ACOUSTIC CEILING TILE
- AWP - ACOUSTIC WALL PANEL
- AT - ACOUSTIC TILE
- AL - ALUMINUM
- AN - ANODIZED
- AN(C) - ANODIZED COLOURED
- B - BRICK
- B&B - BOARD & BATTEN
- BPG - BACK PAINTED GLASS
- CAR - CARPET
- CB - CONCRETE BLOCK
- CEM - CEMENT BOARD
- CET / CT - CERAMIC TILE
- CTWw - CERAMIC TILE WET WALL
- CONC. - CONCRETE
- CJ(H) - HARDENED & SEALED CONCRETE
- C(S) - SEALED CONCRETE
- CJ(P) - HARDENED, SEALED & POLISHED CONCRETE
- EM - EXPANDED METAL
- EP - EPOXY PAINT & PRIMER
- ESF - EPOXY SEALED FLOORING
- ET - EPOXY TERRAZZO
- F - FIRELITE GLAZING
- FT - FLOCKED TILE (CARPETING)
- GYP.BD. - GYPSUM BOARD
- GLB - GLASS BLOCK
- GLBL - GLAZED BLOCK
- GL - GLAZING / GLASS
- GWG - GEORGIAN WIRE GLAZING
- GM - GYM MAT
- GMT - GLASS MOSAIC TILE
- GB - GYPSUM BOARD
- HML - HOLLOW METAL
- HARDWD. - HARDWOOD
- HDCG - HOT DIPPED GALVANIZED
- L/C/C - LEAD COATED COPPER
- LINO - LINOLEUM
- LVT - LUXURY VINYL TILE
- LVP - LUXURY VINYL PLANK
- LXG - LEXAN GLAZING
- MCP - MELAMINE COMPOSITE PANEL
- MAR - MARMOLEUM
- MAS - MASONITE
- MS - MASONRY
- MTL - METAL
- MW. - MOVEABLE WALL SYSTEM
- NAT. - NATURAL / EXPOSED
- PB - PARTICLE BOARD
- PC - PRECAST CONCRETE
- P / PTD. - PAINTED / PREFINISHED
- PL - PLASTER
- PLAM - PLASTIC LAMINATE
- PLYWD. - PLYWOOD
- PSP - PIERCED STEEL PLANKING
- PT - PORCELAIN TILE
- POF - PARQUET FLOORING
- QT - QUARRY TILE
- R - RUBBER
- RB - RUBBER BASE
- RSF - RESILIENT SHEET FLOORING
- S - STONE
- SAFF - SAFETY FLOORING
- SC - SPECIAL COATING
- SF - SPORTS FLOORING
- SG - LAMINATED SAFETY GLASS
- SGL - SPANDREL GLAZING
- SHV - SHEET VINYL FLOORING
- S.S. - SOLID SURFACE
- SPC - SPECIAL COATING
- ST - STUCCO
- STL - STEEL
- S/S - STAINLESS STEEL
- ST.STL. - STAINLESS STEEL
- S&V - STAINED & VARNISHED
- T - TEMPERED GLAZING / GLASS
- TDG - TEMPERED DOUBLE GLAZING / GLASS
- TBB - TILE BACKER BOARD
- TECTUM - TECTUM ACOUSTIC PANEL
- TERR - TERRAZZO
- T.S. - TOP SOIL
- TURF - ARTIFICIAL TURF
- U - POLYURETHANE
- VCCB - VINYL COATED GYPSUM BOARD
- VCP - VENEER CORE PLYWOOD
- VCT - VINYL COMPOSITE TILE
- VPLF - VINYL PLANK FLOORING
- VR - VENTED RUBBER BASE
- WD - WOOD
- WP - WATER PROOFING

GENERAL NOTES:

- GENERAL CONTRACTOR TO PROVIDE FULL SETS OF DOCUMENTS TO THEIR SUBTRADEES AND MUST MAKE SURE THAT ALL NOTATIONS ON THE CONSTRUCTION DOCUMENTS ARE FULLY READ AND UNDERSTOOD. ANY DISCREPANCIES ARE TO BE BROUGHT UP TO THE ARCHITECT PRIOR TO START OF CONSTRUCTION. NO EXTRAS ARE ALLOWED TO THE CONTRACTOR. IF THE INFORMATION IS PRESENT ON THE CONSTRUCTION DOCUMENTS.
- ANY 3D ILLUSTRATIONS/PHOTOGRAPHS ARE FOR REFERENCE ONLY. ALL CONSTRUCTION DOCUMENTATION SUPERCEDES THE ILLUSTRATIONS PROVIDED AND ANY DISCREPANCIES ARE TO BE BROUGHT UP TO THE ARCHITECT PRIOR TO START OF CONSTRUCTION.
- PRIOR TO THE GENERAL CONTRACTOR GAINING ACCESS TO THE SITE, THE CLIENT SHALL REMOVE ALL NON-FIXED FURNITURE, WALL MOUNTED ITEMS, LOOSE ITEMS, ETC. IN ALL AREAS WHERE DEMOLITION IS TO OCCUR AND SHALL RENSTATE THEM AFTER CONTRACT IS COMPLETED. SHOULD ANY ITEMS REMAIN ON WALLS TO BE DEMOLISHED, CONTRACTOR SHALL REMOVE AND DISPOSE OF THEM ACCORDINGLY. GENERAL CONTRACTOR IS RESPONSIBLE FOR REMOVING ALL FIXED ITEMS/FURNITURE AND RE-INSTALL AFTER RENOVATION IS COMPLETE. IF ANY ITEMS ADJACENT TO THE SCOPE OF DEMOLITION WORK INHIBIT THE SCOPE OF WORK TO BE COMPLETED, THE GENERAL CONTRACTOR SHALL REMOVE AND RETURN ITEM(S) TO THE CLIENT.
- SHOULD THE CONTRACTOR NOT BE ABLE TO FINISH SCOPE OF WORK BY SUBSTANTIAL COMPLETION DATE, THE CONTRACTOR SHALL COMPLETE ALL INVASIVE WORK, AT THEIR OWN COST, AFTER HOURS AND ON THE WEEKEND DURING TIMES WHEN THE SCHOOL IS CLOSED. THE CONTRACTOR SHALL MAKE ARRANGEMENTS WITH THE OWNER FOR ALL AFTER HOURS WORK. ALL OCCUPIED SPACES IN SCOPE OF WORK SHALL BE COMPLETED BY SUBSTANTIAL COMPLETION DATE. THE NON-NOISY WORK IN AREAS OTHER THAN OCCUPIED SPACES CAN BE COMPLETED DURING SCHOOL HOURS AND SHALL BE COORDINATED WITH THE OWNER. ALL EXIT DOORS AND CORRIDORS SHALL NOT BE BLOCKED AT ANY TIME.
- THE CONTRACTOR SHALL VISIT THE PROPERTY AND MAKE THEMSELVES FULLY AWARE OF ALL EXISTING CONSTRUCTION SO THAT THEY MAY INCLUDE FOR ALL CONTINGENCIES.
- CONTRACTOR TO FAMILIARIZE THEMSELVES WITH EXISTING CONDITIONS AND NOTIFY THE CONSULTANT OF ANY INCONSISTENCIES PRIOR TO ORDERING OR INSTALLATION OF MATERIALS.
- ALL DIMENSIONS MUST BE CONFIRMED ON SITE BY CONTRACTOR. CAREFULLY EXAMINE ALL EXISTING SITE CONDITIONS AND BUILDING COMPONENTS ALONG WITH ALL DIMENSIONS THAT WILL AFFECT THE PROPER EXECUTION OF WORK IN ORDER TO OBTAIN A CLEAR AND COMPREHENSIVE UNDERSTANDING OF THE WORK REQUIRED TO COMPLETE THE PROJECT.
- ALL WORK IS TO BE EXECUTED BY EXPERIENCED TRADES PERSONNEL TO THE BEST WORKMANSHIP, IN CONFORMANCE TO REQUIREMENTS OF THE ONTARIO BUILDING CODE, LOCAL/MUNICIPAL BY-LAWS, REGULATIONS AND TO ORDINANCES OF AUTHORITIES HAVING JURISDICTION. ALL TO THE SATISFACTION AND APPROVAL OF THE OWNER AND CONSULTANT.
- ALL PARTITIONS / WALL TYPES SHALL EXTEND FROM FLOOR TO UNDERSIDE OF FLOOR/ROOF DECK ABOVE UNLESS NOTED OTHERWISE AND FIRE STOP ALL WALLS REQUIRED TO MAINTAIN A FIRE RESISTANCE RATING AS PER THE LIFE SAFETY DRAWINGS OR FILL VOIDS WITH SOUND INSULATION C/W ACOUSTICAL CAULK AT ALL WALL PERIMETERS (TYP). REFER TO 1/4A.2 FOR DETAILS.
- ALL GYP. BD. ASSEMBLIES TO BE 16mm GYPSUM BD.
- GYP. BD. TO EXTEND BEHIND ALL RECESSED FIXTURES / EQUIP. / PANELS FOR REQ.D F/R/R TYP.
- THERE ARE TO BE NO HOLES / VOIDS IN ANY GYP. BD. FINISHED SYSTEMS INCLUDING AROUND ALL PENETRATIONS, ETC.
- SOUND ATTENUATION BATT INSUL. TO FILL ALL CAVITY VOIDS SOLID.
- PROVIDE LATERAL BRACING @ TOP OF ALL CONC. BLOCK WALLS / ALL INT. PARTITIONS W/ STEEL ANGLES SECURED TO STRUCTURE. PROVIDE REINF. G & BRACING WHERE REQ.D. COORDINATE WITH STRUCTURAL DRAWINGS.
- ALL OPENINGS IN INT. & EXT. WALL SYSTEMS TO HAVE RESPECTIVE WALL SYSTEM ABOVE THE OPENING OR NOTED OTHERWISE. ALL WALL SYSTEMS TO EXTEND TO U/S FLOOR OR ROOF DECK ABOVE OR NOTED OTHERWISE.
- PROVIDE BLOCKING AS REQ.D FOR INSTALLATION OF WALL / ROOF FLOOR MOUNTED ITEMS (TYP).
- COORD. W/ ALL DWG.S & SPEC.S (TYP).
- COORD. W/ FLOOR PLANS FOR PARTITION W/ THE DIMENSIONS
- ALL WALL, CEILING & FLOOR ACCESS DOORS / PANELS TO BE RECESSED & FLUSH FINISH, FIRE RATED WHERE APPLICABLE W/ U/LC # LABELING. INSTALL WHERE ANYTHING REQ.S ACCESS TYP.
- COORD. W/ RM. FIN. SCHEDULE FOR FINISHES.
- INSTALL FIRE RETARDANT TREATED 19mm PLYWD. ON WALL SUBSTRATES IN I.T. MECH., ELEC., & EQUIP. RM.'S OR ANY OTHER LOCATION WHERE REQ.D FOR ANY EQUIP. / PANEL MOUNTING REQ.S. COORDINATE WITH MECH. & ELEC. DRAWINGS (TYP).



CONSTRUCTION WALL TYPE LEGEND		
TYPE	DESIGN	CONSTRUCTION
W1		<p>WALL TYPE W1:</p> <p>INTERIOR FINISH 16mm GYPSUM BOARD 92/152mm METAL STUDS @400mm o/c 152mm MINERAL FIBRE INSULATION BATT 16mm GYPSUM BOARD INTERIOR FINISH</p> <p>*FULL HEIGHT TO U/S DECK ABOVE</p>
W2		<p>WALL TYPE W2:</p> <p>INTERIOR FINISH 16mm GYPSUM BOARD 2 ROWS 64mm METAL STUDS @400mm o/c STAGGERED EACH SIDE 64mm MINERAL FIBRE INSULATION BATT 16mm GYPSUM BOARD INTERIOR FINISH</p> <p>*EXTEND WALL FINISH AS INDICATED ON PLAN **CONFIRM EX. WALL WIDTH</p>
W3		<p>WALL TYPE W3:</p> <p>INTERIOR FINISH 16mm GYPSUM BOARD 16mm FURRING @ 400mm O.C. Existing Wall Assembly</p>
EX		<p>WALL TYPE EX:</p> <p>Existing Wall Assembly varies</p>

OUR LADY OF LOURDES HIGH SCHOOL RENOVATIONS 22579

FINAL FINISH SELECTION TO BE CONFIRMED

FINISH MATERIALS SCHEDULE

MATERIAL	MANUFACTURER	FINISH / COLOUR	SIZE	LOCATION	REMARKS
VCT1 (Vinyl Composite Tile)	ARMSTRONG	SHELTER WHITE 51836	12x12	FLOOR	Field Colour
RB (Rubber Base)	JOHNSONITE/TARKETT	BLACK 40	4" HIGH	WALLS	
P1 (Paint)	DULUX	CAROLINA STRAND 30YY 69/048		WALLS	Classroom Walls
P2 (Paint)	DULUX	FOSSIL GREY 30YY 65/060		WALLS	Administrative/Utility Room Walls
ACT1 (Acoustic Ceiling Tile)	ARMSTRONG	FINE FISURED 1729 SQUARE LAY-IN 15/16 / WHITE	24x48x5/8	CEILING	PRELUDE XL 15/16 EXPOSED TEE WHITE

* TYPICAL FOR ALL AREAS THAT ARE AFFECTED DURING CONSTRUCTION:
EXISTING CEILING, FLOORS & WALLS FINISHES & MATERIALS TO REMAIN. PATCH, REPAIR AND MAKE GOOD EXISTING CEILING, FLOORS & WALLS FINISHES & MATERIALS WHERE DISTURBED OR DAMAGED TO MATCH & BLEND IN WITH EXISTING MATERIALS & FINISHES TO REMAIN. (TYPICAL)
REMOVE EXISTING FINISHES WHERE NEW FINISHES ARE NOTED & MAKE GOOD EXISTING WHERE DISTURBED AND BLEND IN WITH NEW FINISHES AS REQUIRED.

PAINT ENTIRE WALL FROM A/F/F TO U/S OF ROOF DECK WHERE INDICATED. COLOUR CHOSEN BY ARCHITECT PRIOR TO APPLICATION (COORD. W/ COLOUR SCH. & RM. FIN. SCHS)

ROOM MATERIAL LEGEND

ARCHITECTURAL DRAWINGS

- A0.1 CONTACT LIST, DRAWING LIST, FINISHES SCHEDULE, WALL TYPE LEGEND
- A0.2 LIFE SAFETY PLAN
- A0.2.0 BASEMENT AND FIRST FLOOR BUILDING PLANS - PROJECT SCOPE
- A0.2.1 SECOND FLOOR BUILDING PLANS - PROJECT SCOPE
- D0.1 BASEMENT AND FIRST FLOOR PLAN - DEMOLITION
- A2.1 BASEMENT AND FIRST FLOOR PLAN
- A2.2 SECOND FLOOR PLAN
- A4.1 SECTIONS AND DETAILS
- A5.1 STAIR SECTIONS AND DETAILS
- A6.1 BASEMENT AND FIRST FLOOR PARTIAL REFLECTED CEILING PLAN
- A6.2 FIRST FLOOR REFLECTED CEILING PLAN
- A6.3 SECOND FLOOR REFLECTED CEILING PLAN
- A7.1 ENLARGED PARTIAL BASEMENT PLAN
- A7.2 PARTIAL COURTYARD PLAN
- A8.1 DOOR SCHEDULE

MECHANICAL DRAWINGS

- M0.0 MECHANICAL DRAWING LIST AND LEGENDS
- M0.1 LEGENDS
- M0.2 DETAILS
- M1.0 BASEMENT FLOOR PLAN - MECHANICAL
- M1.1 PART FIRST FLOOR PLAN - MECHANICAL
- M1.2 PART FIRST FLOOR PLAN - MECHANICAL
- M1.3 PART SECOND FLOOR PLAN - MECHANICAL

ELECTRICAL DRAWINGS

- TE0.0 ELECTRICAL DRAWING LIST AND LEGENDS
- TE0.1 ELECTRICAL LEGENDS
- TE0.1.0 BASEMENT FLOOR PLAN - ELECTRICAL DEMOLITION
- TE0.2.0 PART FIRST FLOOR PLAN - ELECTRICAL DEMOLITION
- TE0.3.1 PART FIRST FLOOR PLAN - ELECTRICAL DEMOLITION (2)
- TE0.3.0 PART SECOND FLOOR PLAN - ELECTRICAL DEMOLITION
- TE1.0 BASEMENT FLOOR PLAN - ELECTRICAL NEW
- TE2.0 PART FIRST FLOOR PLAN - ELECTRICAL NEW
- TE2.1 PART FIRST FLOOR PLAN - ELECTRICAL NEW (2)
- TE3.0 PART SECOND FLOOR PLAN - ELECTRICAL NEW

CLIENT:
WATERLOO CATHOLIC DISTRICT SCHOOL BOARD
 480 DUTTON DR.
 WATERLOO, ONTARIO
 N2L 4C6

ARCHITECT:
+VG ARCHITECTS
 50 DALHOUSIE STREET,
 BRANTFORD, ONTARIO, CANADA
 N3T 2H8
 T: 519.754.1652
 www.ventingroup.com

CONSULTANTS:
MECHANICAL & ELECTRICAL:
SMITH + ANDERSEN
 1400-148 FULLARTON ST.
 LONDON, ONTARIO, CANADA
 N6A 5P3
 Phone: 519.963.8888
 smithandandersen.com

ST. ANNES CATHOLIC SCHOOL

250 EAST AVE.
 KITCHENER, ON
 N2H 1Z4

RFT 2026-10 (+VG 22584)

PROJECT NAME:

PROJECT LOCATION:

PROJECT NUMBER:

CLIENT:

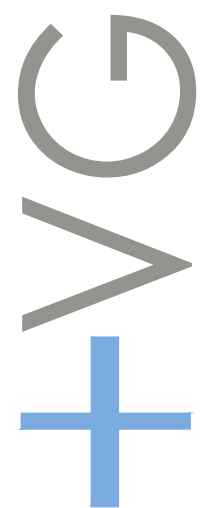


WATERLOO CATHOLIC DISTRICT SCHOOL BOARD

ORIGINAL PAGE SIZE ARCH D - 24" x 36"

ARCHITECTS
 THE VENTIN GROUP LTD

BRANTFORD
 TORONTO
 OTTAWA



AFFILIATED OFFICES:

2026.03.27 - ISSUED FOR TENDER

A0.1

Plot Date: Mar 27, 2026 - 2:49pm By: esthuck Filename: K:\TVCG-Brantford\St. Anne-Kitchener-CE5-22584\Drawings\Wdg-Current\St. Anne K - A0.1.dwg

All dimensions and measurements must be checked and verified by the General Contractor. Reproduction of drawings and related documents in whole or in part is forbidden without written permission of the Ventin Group.

LEGEND

- CLASSROOM UPGRADES:**
 - NEW ACI CEILING
 - LED LIGHT FIXTURE UPGRADES
 - WHITE BOARDS AT TEACHING WALL
 - TACK BOARDS OVER ENDWALL CHALKBOARDS
- CLASSROOM UPGRADES:**
 - EX. CEILING TO REMAIN
 - LED LIGHT FIXTURE UPGRADES
 - WHITE BOARDS AT TEACHING WALL
 - TACK BOARDS OVER ENDWALL CHALKBOARDS
- ADMINISTRATION ROOM UPGRADES:**
 - EX. CEILING TO REMAIN
 - LED LIGHT FIXTURE UPGRADES
- COMMON AREA UPGRADES:**
 - EX. CEILING TO REMAIN
 - UPGRADE TO LED LIGHT FIXTURES
 - RECENTLY UPGRADED LED FIXTURES TO BE HANDED OVER TO THE BOARD
 - GYMNASIUM AND SPECIALTY FIXTURES CONTROLS TO BE UPGRADED
- MISCELLANEOUS UPGRADES:**
 - REPLACE HAND RAIL ON EXTERIOR EXIT STAIR
 - BRICK REPAIRS (UNIT RATE)
 - REPLACE BOILER ROOM VENT
 - NEW ILLUMINATED PYLON SIGN
 - UPGRADES TO EXIT SIGNAGE THROUGHOUT
 - REPLACE ELECTRIC WATER HEATER
 - REVIEW PANELS FOR NECESSARY UPGRADES



1
A2.0.0
FIRST FLOOR PLAN
0 1.5 3 7.5m

2
A2.0.0
PARTIAL BASEMENT PLAN
0 1.5 3 7.5m

REVISIONS

NO.	DATE	PARTICULAR
1	26.01.12	ISSUED FOR SCOPE REVIEW
2	26.02.23	ISSUED FOR SCOPE
3	26.03.17	ISSUED FOR COORDINATION
4	26.03.27	ISSUED FOR TENDER

NOTES:

KEY PLAN:

CLIENT:
WATERLOO CATHOLIC DISTRICT SCHOOL BOARD

PROJECT:
RFT 2026-10 (+VG 22584)

ST. ANNE CES (Kitchener)
250 EAST AVENUE, KITCHENER, ON N2H 1Z4

ORIGINAL PAGE SIZE ARCH D - 24" x 36"
KEY TO DETAIL LOCATION:
A - DETAIL NO.
B - DETAIL NO. ORIGIN

VG ARCHITECTS
THE VENTIN GROUP LTD

A2.0.0

DRAWN BY: ES CHECKED BY: XX

All drawings and related materials or writings (collectively, "the Work" or "work") are protected by copyright and are the exclusive property of The Ventin Group Ltd. Any other use, including but not limited to reproduction, modification, distribution, sharing or use for any other purpose, is strictly prohibited without the express written consent of the copyright owner.

Plot Date: Mar 27, 2026 - 3:08pm By: eshuck
 Filename: K:\VG-Bramford\St. Anne Kitchener CES-22584\Drawings\WG-Current\SI - Anne K-A2.0.dwg

SPECIFIC DEMOLITION NOTES

SALVAGE ALL MATERIALS AS NOTED IN GENERAL NOTES TYP.

FLOOR NOTES

- 1A) REMOVE EX. FIN. FIRING, INCLUDING BUT NOT LIMITED TO FIN. FIRING, UNDERLAYMENTS, ADHESIVES, BASE, PASTES, TO ORIG. HARROW, FIN. FLR. / CONC. SUBFLR. MAKE ALL DISTURBED SURFACES LEVEL AND SMOOTH TO ACCEPT NEW FINISH.
- ENSURE ALL NEW & EX. VARIATIONS IN FLR. HEIGHT WITHIN THE SCOPE OF WORK, HOWEVER MINOR ARE FEATHERED & LEVELLED TO PROVIDE A GOODE OF NOT MORE THAN 10mm/3000mm.
- 1B) REMOVE EX. STAGE FRONT NOSING TO ALLOW FOR NEW WALL INFILL ASSEMBLY. CLASSROOM SIDE WALL FINISH TO EXTEND FULL WIDTH OF ROOM, MAKE ALL DISTURBED SURFACES LEVEL AND SMOOTH TO ACCEPT NEW FINISH.
- NOTE: INSTALL NEW FLR. TO MATCH EX. MATERIALS. INSTALL FIRING & PAINT TO MATCH ADJ. WHERE REQ'D. PROVIDE CLEAN TRANSITIONS. MAKE GOOD WHERE DAMAGED / DISTURBED TYP.

WALL NOTES

- 2A) REMOVE EX. DOOR, FRAME TO REMAIN. INDIVIDUAL HARDWARE TO REMAIN W/ REMOVED DOOR TYP.
- 2B) REMOVE EX. DOOR INCLUDING BUT NOT LIMITED TO FRAME, SILL, MOLDINGS, HARDWARE, FLASHINGS, CAULKING. INDIVIDUAL HARDWARE TO REMAIN W/ REMOVED DOOR TYP.
- 2C) REMOVE EX. DOOR INCLUDING BUT NOT LIMITED TO FRAME, SILL, MOLDINGS, HARDWARE, FLASHINGS, CAULKING. SALVAGE EX. POWER OPERATOR SYSTEM FOR REUSE WITH NEW DOOR INSTALLATION. INDIVIDUAL HARDWARE TO REMAIN W/ REMOVED DOOR TYP.
- 2D) REMOVE EX. VENTILATION DUCTING, WINDOW, AND METAL GUARD ASSEMBLY INCLUDING BUT NOT LIMITED TO FRAME, SILL, MOLDINGS, HARDWARE, FLASHINGS, CAULKING & SECURITY GRATING FROM WINDOW OPENING. PREPARE OPENING TO RECEIVE NEW VENTILATION GRILLE. PATCH AND REPAIR EXPOSED MASONRY AT ANCHOR LOCATIONS AND CAULKING SEAMS.(COORD. W/ MECHANICAL DESIGN) REFER TO 8/A4.1

CEILING NOTES

- 3A) REMOVE EX. CEILINGS, FRAMING & ASSOCIATED MECH. / ELEC. SYSTEMS.
- NOTE: REMOVE EX. CEILINGS AS REQ'D TO INSTALL ANY NEW WORK FOR ANY TRADE ABOVE AS REQ'D. RE-INSTALL EX. CEILING WHERE APPLICABLE. INSTALL CEILING & PAINT TO MATCH ADJ. WHERE REQ'D. PROVIDE CLEAN TRANSITIONS. MAKE GOOD WHERE DAMAGED / DISTURBED TYP.

STAIR NOTES

- 4A) REMOVE LOWEST FLIGHT OF EX. STAIR SYSTEM, INCLUDING STRUCT., HANDRAIL, S. FRAMING, ETC. AS INDICATED. INTERIOR SIDE STRINGER AND RAILINGS TO REMAIN. PREPARE REMAINING SURFACES FOR NEW CAST IN PLACE CONCRETE STAIR ASSEMBLY. REFER TO 1/A5.1 FOR DETAILS.
- 4B) REMOVE EX. HANDRAIL ASSEMBLY EACH SIDE OF CONCRETE STAIR. PATCH AND REPAIR EXPOSED CONCRETE SURFACES TO RECEIVE NEW CONCRETE CURB AND HANDRAIL ASSEMBLY. REFER TO 7/A5.1 FOR DETAILS.

MECH. / ELEC. NOTES

- 5A) REMOVE/RELOCATE EX. MECHANICAL SYSTEM COMPONENTS. (DUCTWORK, SUPPLIES, DIFFUSERS, ELEC. WIRING, IT CONDUIT, DATA, ALARMS, ETC. (COORD. W/ MECH. DWG.S))
- 5B) REMOVE EX. ELECTRICAL LIGHT FIXTURES, REDUNDANT WIRING, ETC. AS REQUIRED TO FACILITATE FIXTURE REPLACEMENTS. (WIRING BACK TO POINT OF ORIGIN / MAIN PANEL - COORD. W/ ELEC. DWG.S)
- 5C) REPOSITION EX. DATA POINTS, EARLY WARNING AND EVACUATION FIXTURES WHERE REQUIRED TO ACCOMMODATE NEW LOWER CEILING HEIGHT. (COORD. W/ ELEC. DWG.S)

SITE WORK NOTES

- 6A) REMOVE EXISTING SUNKEN HARD SURFACE WALKWAY AND BASE MATERIALS TO A DEPTH + 300mm BELOW FINISHED SURFACE. PREPARE BASE MATERIAL TO RECEIVE NEW INFILL GRANULAR BASE TO SUPPORT NEW HARD SURFACE WALKWAY. WORK TO BE ADDRESSED AS PART OF LANDSCAPE ALLOWANCE.
- 6B) ASSESS EXISTING TREES (2) FOR MAINTENANCE AND POTENTIAL REMOVAL. LANDSCAPE WORK IN COURTYARD TO BE ADDRESSED AS PART OF ALLOWANCE.

HATCH IDENTIFICATION MARKER LEGEND

ALL ITEMS INDICATED W/ A DASHED LINE (DARKER LINE WEIGHT) ARE CONSIDERED TO BE REMOVED BY THIS CONTRACT. ITEMS INDICATED DO NOT NECESSARILY ENTAIL ALL ITEMS TO BE REMOVED - COORD. W/ ALL CONST. DOCUMENTS & CONSULTANT DWG.'S FOR NEW WORK THAT REQUIRES DEMO OF ANY EXTENT

- EX. TO BE DEMOLISHED / REMOVED
- EX. TO BE DEMOLISHED / REMOVED

SELECTIVE BLDG. DEMOLITION NOTES

- CONTRACTOR TO VERIFY ALL CONDITIONS ON SITE TO DETERMINE COMPLETE SCOPE OF WORK (COORD. W/ ALL OTHER DWG.'S)
- CONTRACTOR TO SECURE THE WORK SITE DURING DEMO & CONST. & HOARD OFF THE WORK AREA TO PREVENT ACCESS FROM ANYONE NOT ENGAGED IN THE WORK OF THIS DEMOLITION / CONST. SCOPE
- CONTRACTOR TO PROTECT ALL EXPOSED PORTIONS OF THE EX. BLDG. TO REMAIN / REPLACE & TO REPAIR ANY DAMAGE CAUSED BY INSUFFICIENT PROTECTION
- MAKE GOOD ALL DISTURBED SURFACES & ADJACENT SYSTEMS THAT ARE DAMAGED AND THAT ARE TO REMAIN. PROVIDE CLEAN TRANSITIONS TYPICAL.
- MAINTAIN SAFE PUBLIC ACCESS TO THE BLDG. DURING OPERATING HOURS & MAINTAIN FULL EMERGENCY ACCESS & EXITING @ ALL TIMES TO & FROM THE BLDG. & PROVIDE PROTECTION TO THE PUBLIC FROM FALLING DEBRIS & CONST. TRAFFIC & POST SIGNAGE AS REQ'D.
- CONTRACTOR TO INCLUDE REMOVAL AND TERMINATION OF ANY EX. SERVICES LOCATED IN SCOPE OF WORK TO BE DEMOLISHED / OR RELOCATED INCLUDING ANY NECESSARY PERMITS.
- CONTRACTOR IS RESPONSIBLE FOR REMOVAL & DISPOSAL OF ALL MATERIALS THAT ARE DEMOLISHED & THAT ARE NOT INDICATED FOR RE-USE / RECLAIMING / SALVAGING OR AS OTHERWISE INDICATED BY THE OWNER. ALL COSTS ARE PART OF BASE BID SUBMISSION IN ACCORDANCE W/ BEST CONSTRUCTION PRACTICE. OBC, MUNICIPAL & PROVINCIAL LEGISLATURE REGARDING DEMOLITION & DISPOSAL METHODS (RECYCLE ALL MATERIALS WHERE APPLICABLE) SPECIFIED UNDER THIS DOCUMENT.
- GENERAL CONTRACTOR IS RESPONSIBLE TO REVIEW DESIGNATED SUBSTANCE REPORT INCLUDED IN SPECIFICATION BOOK AND TAKE ACTIONS AS REQUIRED IN AREAS WITHIN SCOPE OF WORK. REPORT IMMEDIATELY TO ARCHITECT AND CLIENT BEFORE PROCEEDING WITH ANY ABATEMENT WORK. PERFORM ALL REQUIRED HAZARDOUS MATERIALS REMOVALS & ABATEMENT AS PART OF THIS WORK HAZARDOUS MATERIALS / DESIGNATED SUBSTANCE SURVEY BY MIE CONSULTANTS, 2025 ASBESTOS AUDIT UPDATE, FEBRUARY 25, 2025.
- ABATEMENT & DEMOLITION INCLUDES THE REMOVAL, PROPER DISPOSAL OFF SITE & RECYCLING WHERE AVAILABLE OF ALL ITEMS INDICATED
- NO RUBBLE OF ANY NATURE TO BE LEFT IN PLACE OR BE USED AS BACKFILL. THIS INCLUDES ALL REBAR, STEEL, SCRAP METAL, WOOD & OTHER DEBROTAGE MATERIALS RESULTING FROM ABATEMENT AND DEMOLITION PROCESSES.
- BEFORE DEMOLITION / REMOVAL OF ANY EXISTING WALL SYSTEMS OR PARTIAL WALL SYSTEMS, CONSULT A STRUCTURAL ENGINEER. WHEREVER A LOAD BEARING MEMBER / BEAM / LINTEL / POST(S) / COLUMN(S) ARE AFFECTED, SHOP DWG.'S ARE TO BE SUBMITTED BEFORE ANY WORK IS UNDERTAKEN.
- MAKE GOOD ALL EXISTING SURFACES / SUBSTRATES / OPENINGS TO RECEIVE NEW FINISHES. INFILL AFTER ANY DEMOLITION OF MATERIALS & ENSURE THEY ARE CLEAN & FREE FROM OBSTRUCTIONS SO NEW WORK IS NOT ADVERSELY AFFECTED.
- PROTECT ALL SIGNIFICANT AREAS / ELEMENTS TO REMAIN DURING DEMOLITION TYP.
- CAREFULLY EXAMINE ALL EXISTING SITE CONDITIONS AND BUILDING COMPONENTS, ALONG WITH ALL DIMENSIONS WHICH MAY AFFECT PROPER EXECUTION OF THE WORK, SO THAT A CLEAR AND COMPREHENSIVE UNDERSTANDING OF THE SCOPE OF WORK IS ACHIEVED.
- WHERE EXISTING CONSTRUCTION TO REMAIN IS DAMAGED BY CONTRACTOR'S DEMOLITION WORK, THE CONSTRUCTION MUST BE REPAIRED TO MATCH EXISTING.
- WHERE WALLS AND WALL HUNG ACCESSORIES ARE TO BE REMOVED, THE CONTRACTOR IS TO INCLUDE FOR REMEDIAL WORK NECESSARY TO LEVEL OR REPAIR ADJACENT FLOORS AND WALL SURFACES PRIOR TO APPLICATION OF NEW FLOOR OR WALL HUNG ACCESSORIES. CONTRACTOR TO APPLY TOUCH-UP PAINT. COLOUR TO MATCH EXISTING AND ADJACENT SURFACES IN AREAS WHERE CONSTRUCTION HAS TAKEN PLACE.
- IT IS THE CONTRACTOR'S RESPONSIBILITY WHEN DEMOLISHING THE EXISTING WALLS TO ENSURE THAT ELECTRICAL SERVICES WITHIN THE WALLS AND CEILING ARE NOT LIVE. CONTRACTOR TO RE-ROUTE ELECTRICAL IS NECESSARY.

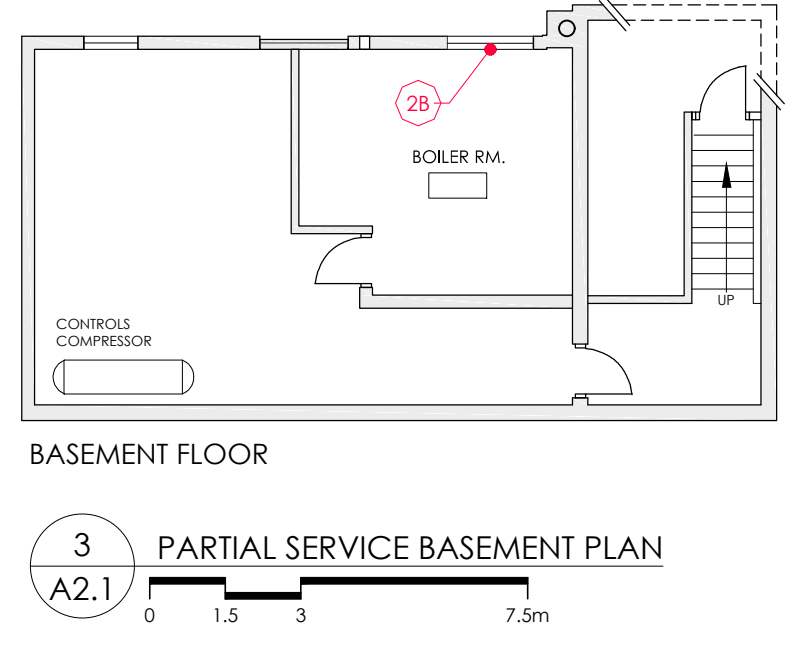
SALVAGING

- ALL SALVAGED / REUSED MATERIALS ARE TO BE REMOVED W/ GREAT CARE, KEPT IN DRY PLACE, PLACED ON SKIDS, COVERED & PROTECTED FROM DAMAGE FOR FUTURE USE & IMPLEMENTATION. TAG / NOTE WHERE MATERIALS ARE ORIG. FROM IN THE BLDG. LOCATION TO BE DETERMINED ON SITE W/ OWNER TYP.
- GENERAL CONTRACTOR IS RESPONSIBLE TO PROVIDE A DETAILED SCHEDULE OF ALL LIGHTING BEING REMOVED.



1 FIRST FLOOR PLAN
A2.1
0 1.5 3 7.5m

2 PARTIAL BASEMENT PLAN
A2.1
0 1.5 3 7.5m



3 PARTIAL SERVICE BASEMENT PLAN
A2.1
0 1.5 3 7.5m

NO.	DATE	PARTICULAR
1	26.01.12	ISSUED FOR SCOPE REVIEW
2	26.02.23	ISSUED FOR SCOPE
3	26.03.17	ISSUED FOR COORDINATION
4	26.03.27	ISSUED FOR TENDER

NOTES:

KEY PLAN:

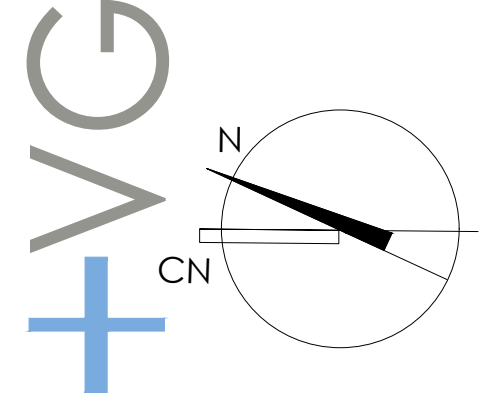
CLIENT:
WATERLOO CATHOLIC DISTRICT SCHOOL BOARD

PROJECT:
RFT 2026-10 (+VG 22584)

ST. ANNE CES (Kitchener)
250 EAST AVENUE, KITCHENER, ON N2H 1Z4

ORIGINAL PAGE SIZE ARCH D - 24" x 36"
KEY TO DETAIL LOCATION:
A - DETAIL NO.
B - DETAIL NO. ORIGIN

VG ARCHITECTS
THE VENTIN GROUP LTD



D2.1

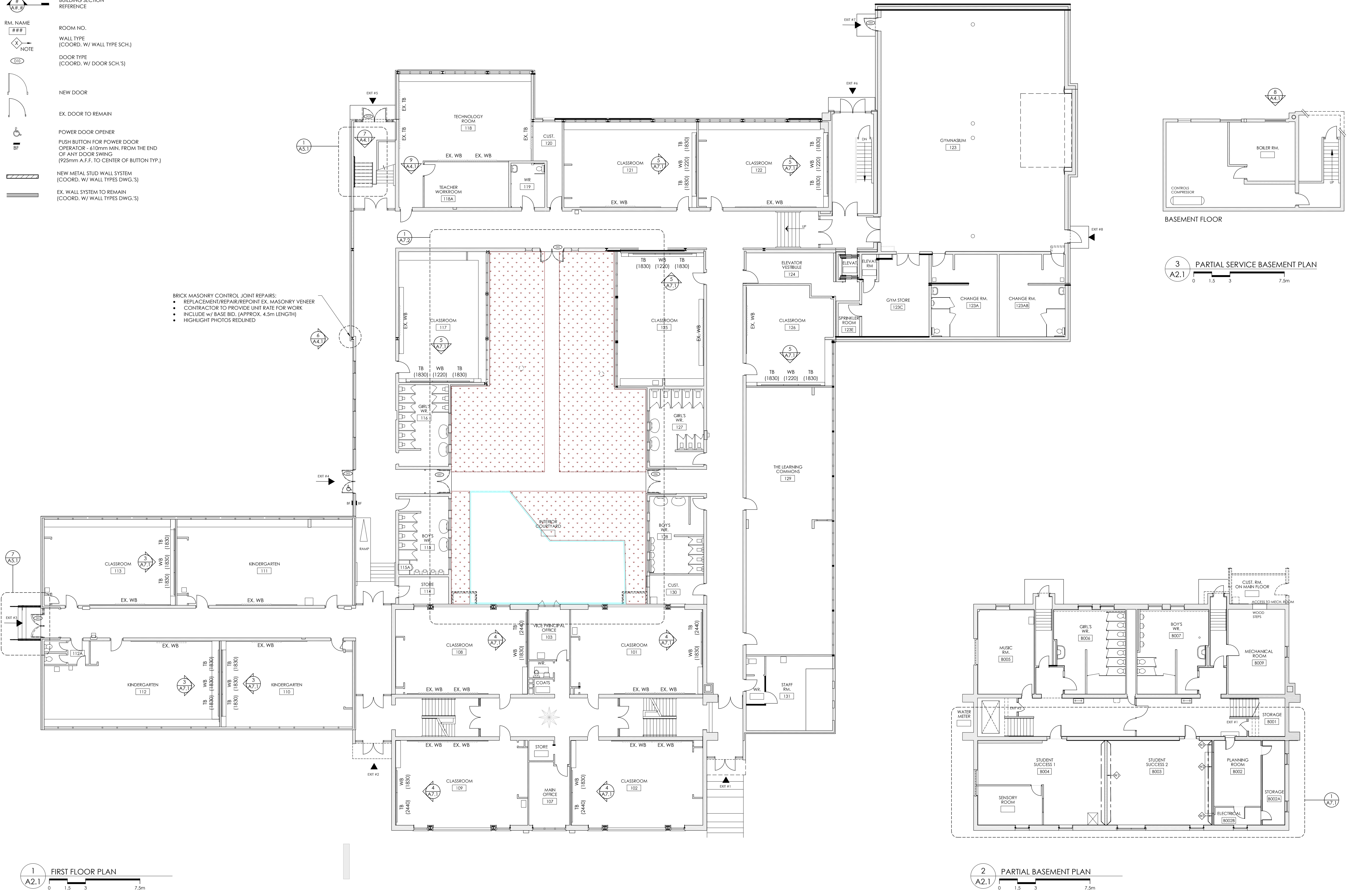
This design, drawings and related materials or writing (collectively "the Work" or "work") are protected by copyright and are the exclusive property of The Ventin Group Ltd. Any other use, including but not limited to reproduction, modification, distribution, sharing or use for any other purpose, is strictly prohibited without the express written consent of the copyright owner.

Plot Date: Mar 27, 2026 - 3:05pm By: esthuck
 Filename: K:\VG-Bramford\St. Anne Kitchener CES-22584\Drawings\WG-Current\SI - Anne K - A2.0.dwg

SYMBOLS & ABBREVIATIONS LEGEND
IDENTIFICATION MARKER LEGEND

- ELEVATION REFERENCE
- DETAIL REFERENCE
- WALL SECTION REFERENCE
- BUILDING SECTION REFERENCE
- RM. NAME
- ROOM NO.
- WALL TYPE (COORD. W/ WALL TYPE SCH.)
- NOTE
- DOOR TYPE (COORD. W/ DOOR SCH.)
- NEW DOOR
- EX. DOOR TO REMAIN
- POWER DOOR OPENER
- PUSH BUTTON FOR POWER DOOR OPERATOR - 610mm MIN. FROM THE END OF ANY DOOR SWING (925mm A.F.F. TO CENTER OF BUTTON TYP.)
- NEW METAL STUD WALL SYSTEM (COORD. W/ WALL TYPES DWG. 3)
- EX. WALL SYSTEM TO REMAIN (COORD. W/ WALL TYPES DWG. 3)

- BRICK MASONRY CONTROL JOINT REPAIRS:
- REPLACEMENT/REPAIR/REPOINT EX. MASONRY VENEER
 - CONTRACTORS TO PROVIDE UNIT RATE FOR WORK
 - INCLUDE W/ BASE BID. (APPROX. 4.5m LENGTH)
 - HIGHLIGHT PHOTOS REDLINED



1 FIRST FLOOR PLAN
A2.1 0 1.5 3 7.5m

2 PARTIAL BASEMENT PLAN
A2.1 0 1.5 3 7.5m

3 PARTIAL SERVICE BASEMENT PLAN
A2.1 0 1.5 3 7.5m

NO.	DATE	PARTICULAR
1	26.01.12	ISSUED FOR SCOPE REVIEW
2	26.02.23	ISSUED FOR SCOPE
3	26.03.17	ISSUED FOR COORDINATION
4	26.03.27	ISSUED FOR TENDER

NOTES:

KEY PLAN:

CLIENT:

WATERLOO CATHOLIC DISTRICT SCHOOL BOARD



PROJECT:

RFI 2026-10 (+VG 22584)

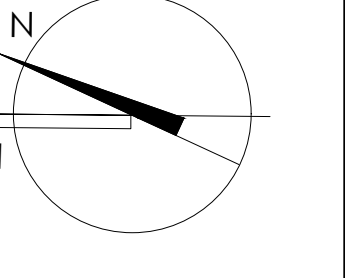
ST. ANNE CES (Kitchener)

250 EAST AVENUE, KITCHENER, ON N2H 1Z4

ORIGINAL PAGE SIZE ARCH D - 24" x 36"

KEY TO DETAIL LOCATION:
A - DETAIL NO.
B - DETAIL NO. ORIGIN

VG ARCHITECTS
THE VENTIN GROUP LTD



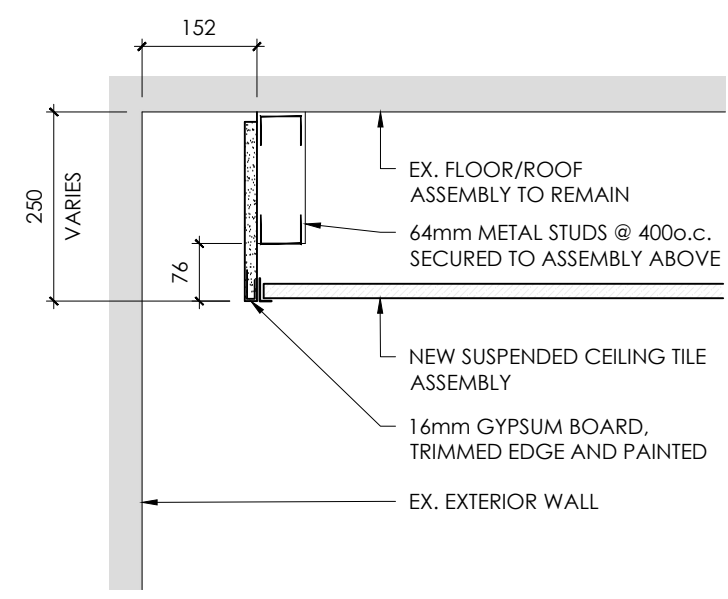
A2.1

Plot Date: Mar 27, 2026 - 3:04pm By: esthuck

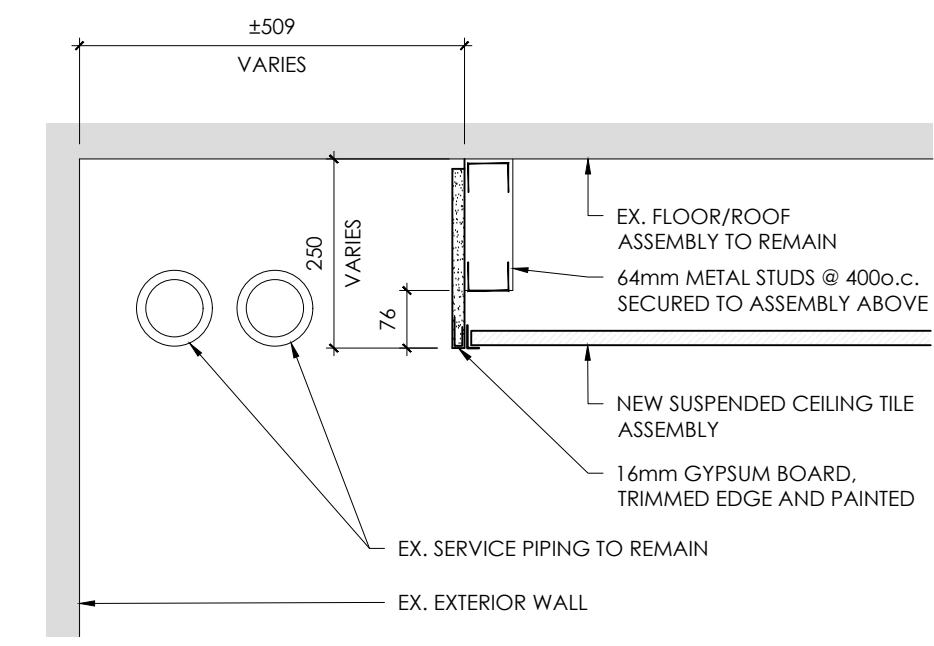
DRAWN BY: ES CHECKED BY: XX

All drawings and related materials or writings (collectively, "the Work" or "work") are protected by copyright and are the exclusive property of The Ventin Group Ltd. Any other use, including but not limited to reproduction, modification, distribution, sharing or use for any other purpose, is strictly prohibited without the express written consent of the copyright owner.

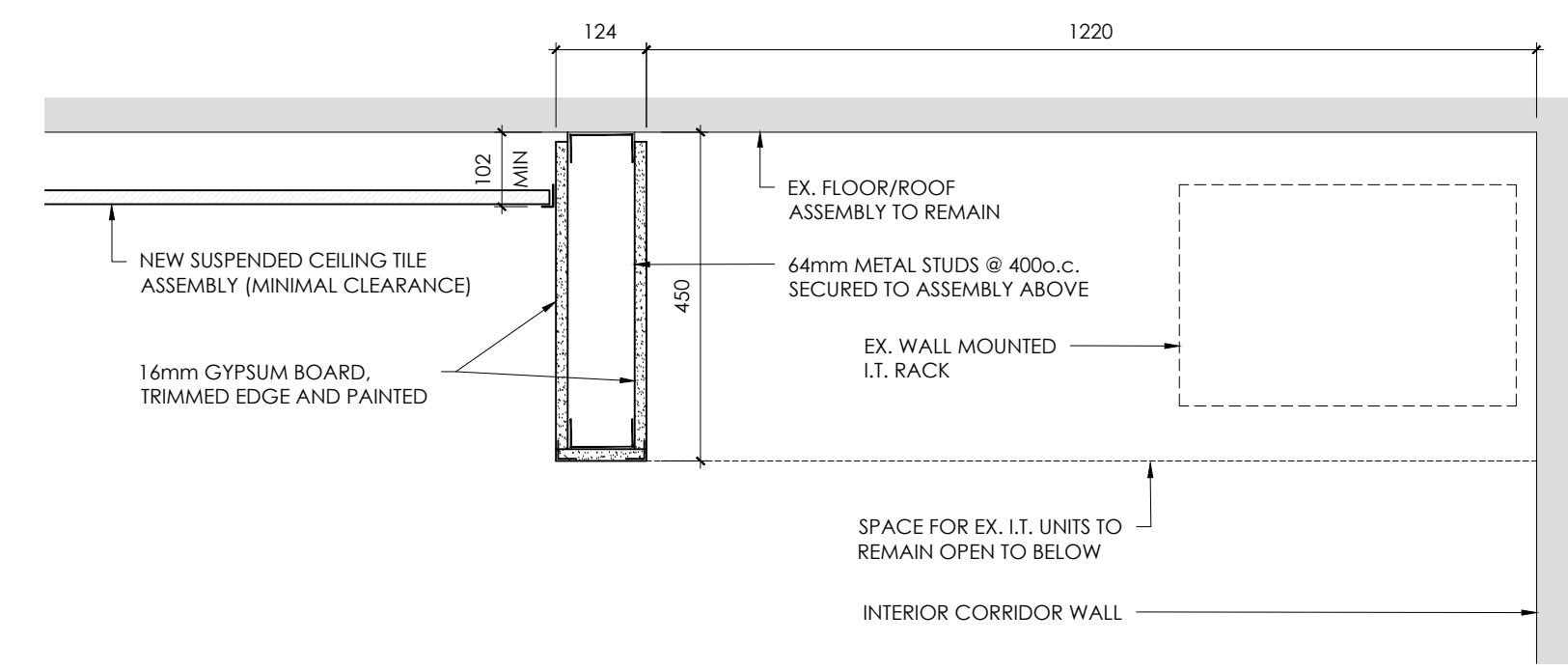
BASEMENT & FIRST FLOOR PLAN



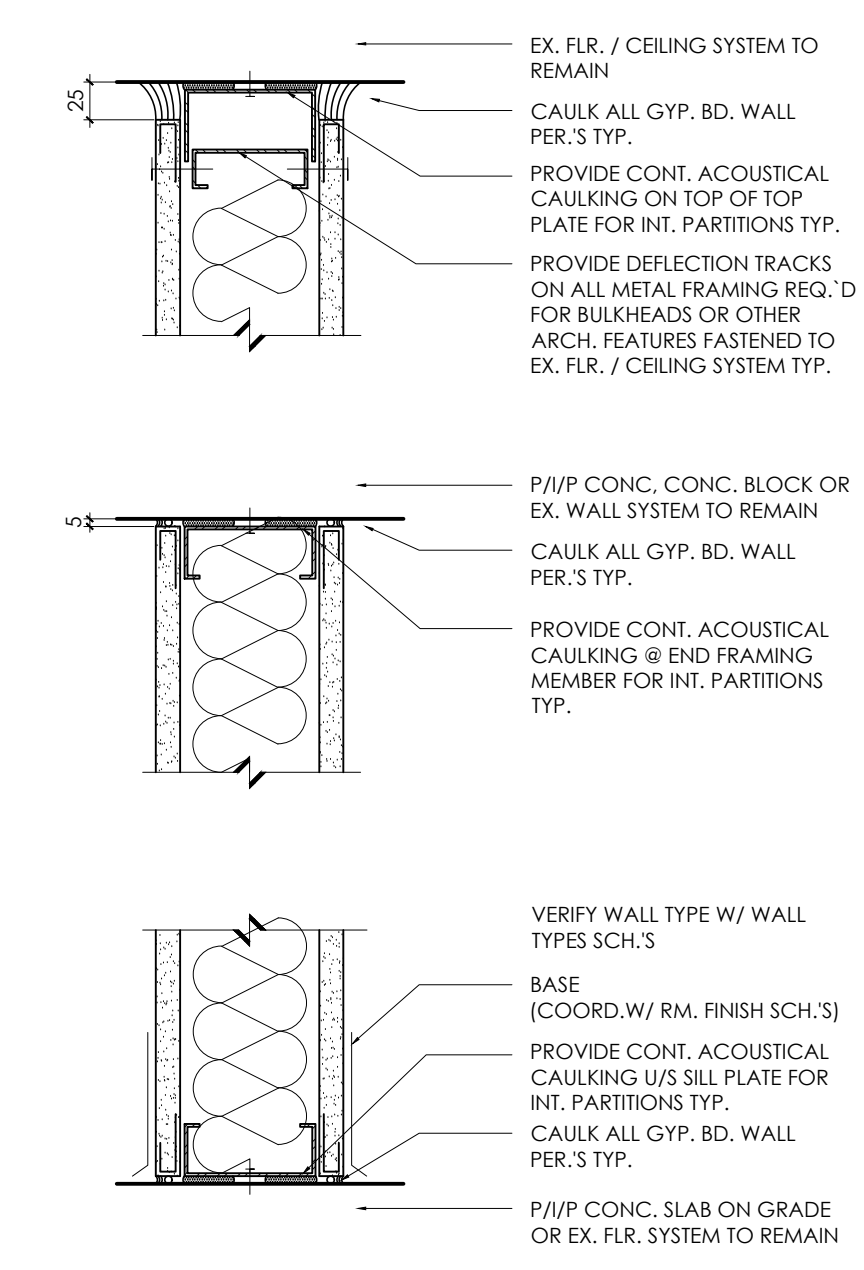
2 DETAIL - WINDOW HEADER TRIM - TYPICAL
A4.1



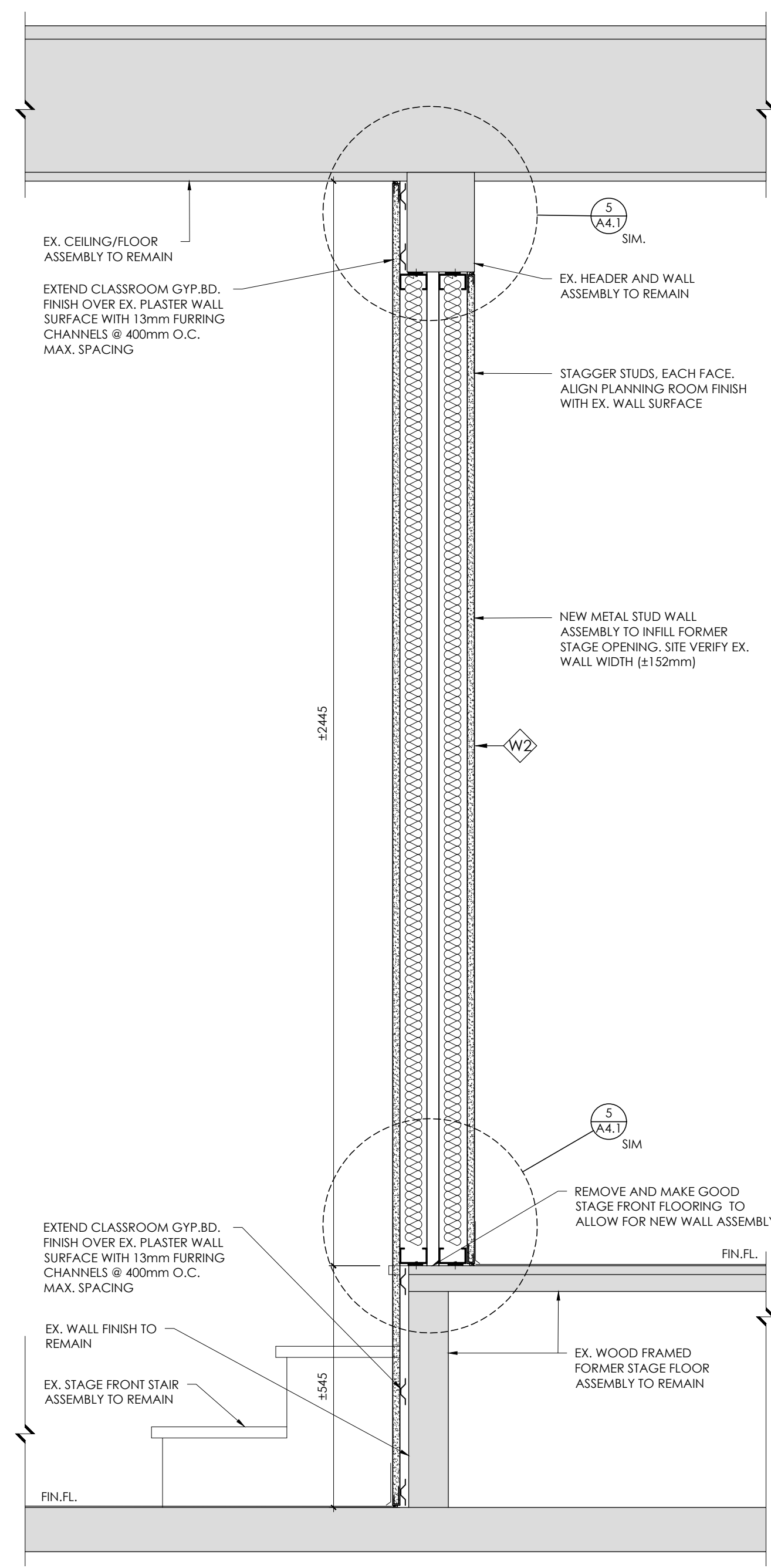
3 DETAIL - WINDOW HEADER TRIM - CLASSROOM 126
A4.1




4 DETAIL - BULKHEAD FOR IT ACCESS - CLASSROOM 118
A4.1



5 TYPICAL STUD FRAME DETAILS
A4.1



1 SECTION - STAGE FRONT WALL INFILL
A4.1




7 PHOTO - EXIT #5 STAIR FLIGHT REPLACEMENT
A4.1

- CAREFULLY REMOVE EX. TOP TREAD AT LANDING, CLEAN AND PREP FOR REINSTALLATION
- REMOVE AND REPLACE SIDEWALL HANDRAIL
- EXTERIOR STRINGER AND TREADS TO BE REMOVED AND REPLACED WITH NEW POURED IN PLACE CONCRETE TREADS
- CLEAN PREP AND PAINT EX. REMAINING METAL SURFACES
- STRINGER MOUNTED INTERIOR SIDE HANDRAIL TO REMAIN



6 PHOTO - MASONRY REPAIRS
A4.1

- REMOVE EX. MASTIC SEALANT FROM MASONRY CAVITY
- CLEAN AND PREP SURFACE TO RECEIVE NEW CONTROL JOINT SEALANT
- PROVIDE UNIT PRICE [SQ.FT.] FOR SIMILAR REPAIRS, LOCATIONS T.B.D.



9 PHOTO - BULKHEAD CLASSROOM 118
A4.1

- EX. I.T. RACKS TO REMAIN
- NEW SUSPENDED CEILING BULKHEAD TO SHIELD EQUIPMENT AND PROVIDE ACCESS. REFER TO DETAIL 4/A4.1
- REPOSITION SERVICES AS REQUIRED TO FACILITATE NEW CEILING BULKHEAD



8 PHOTO - BASEMENT VENT REPLACEMENT
A4.1

- PATCH AND MAKE GOOD MASONRY MATERIALS EXPOSED BY REMOVALS.
- REMOVE EX. METAL PLACE GUARD, COMPLETE, PATCH AND MAKE GOOD MASONRY AT ANCHOR LOCATIONS
- REMOVE EX. VENTILATION SHROUD, COMPLETE, REPLACE WITH NEW VENT GRILLE AS PER MECHANICAL DESIGN.
- REMOVE EX. WINDOW FRAME AND SECURITY GRATE, COMPLETE, REPLACE WITH VENTILATION GRILLE AS PER MECHANICAL DESIGN.

NO.	DATE	PARTICULAR
1	26.01.12	ISSUED FOR SCOPE REVIEW
2	26.02.23	ISSUED FOR SCOPE
3	26.03.17	ISSUED FOR COORDINATION
4	26.03.27	ISSUED FOR TENDER

NOTES:

KEY PLAN:

CLIENT:
WATERLOO CATHOLIC DISTRICT SCHOOL BOARD

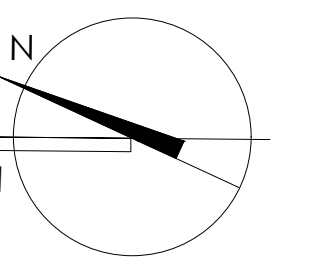


PROJECT:
RFT 2026-10 (+VG 22584)

ST. ANNE CES (Kitchener)
250 EAST AVENUE,
KITCHENER, ON
N2H 1Z4

ORIGINAL PAGE SIZE ARCH D - 24" x 36"
KEY TO DETAIL LOCATION:
A - DETAIL NO.
B - DETAIL NO. ORIGIN

VG ARCHITECTS
THE VENTIN GROUP LTD



A4.1

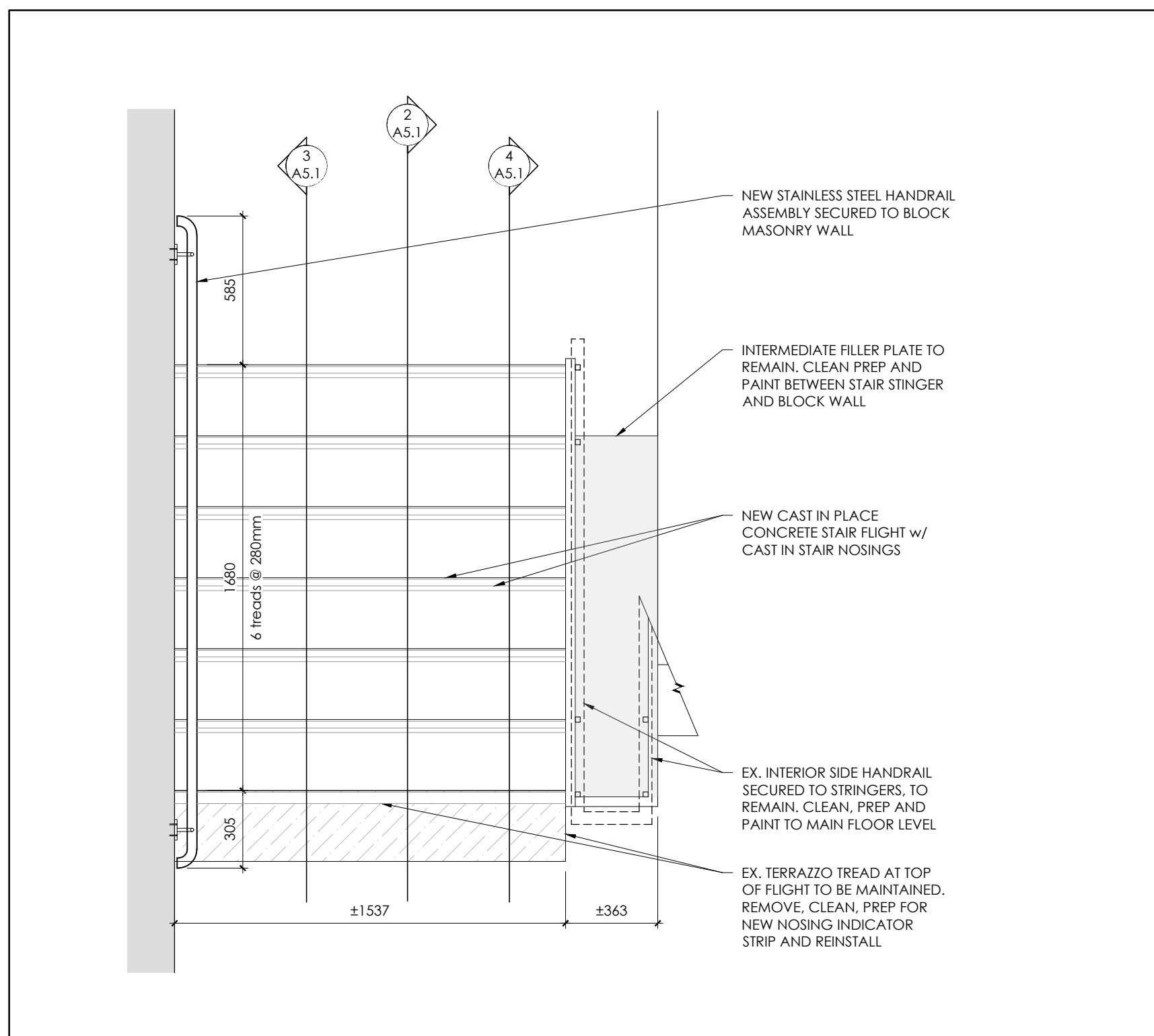
Plot Date: Mar 27, 2026 - 3:01pm By: esthuck
Filename: K:\TVG-Bramford\St. Anne Kitchener CES-22584\Drawings\WG-Current\SI - Anne K - A2.0.dwg

DRAWN BY: ES

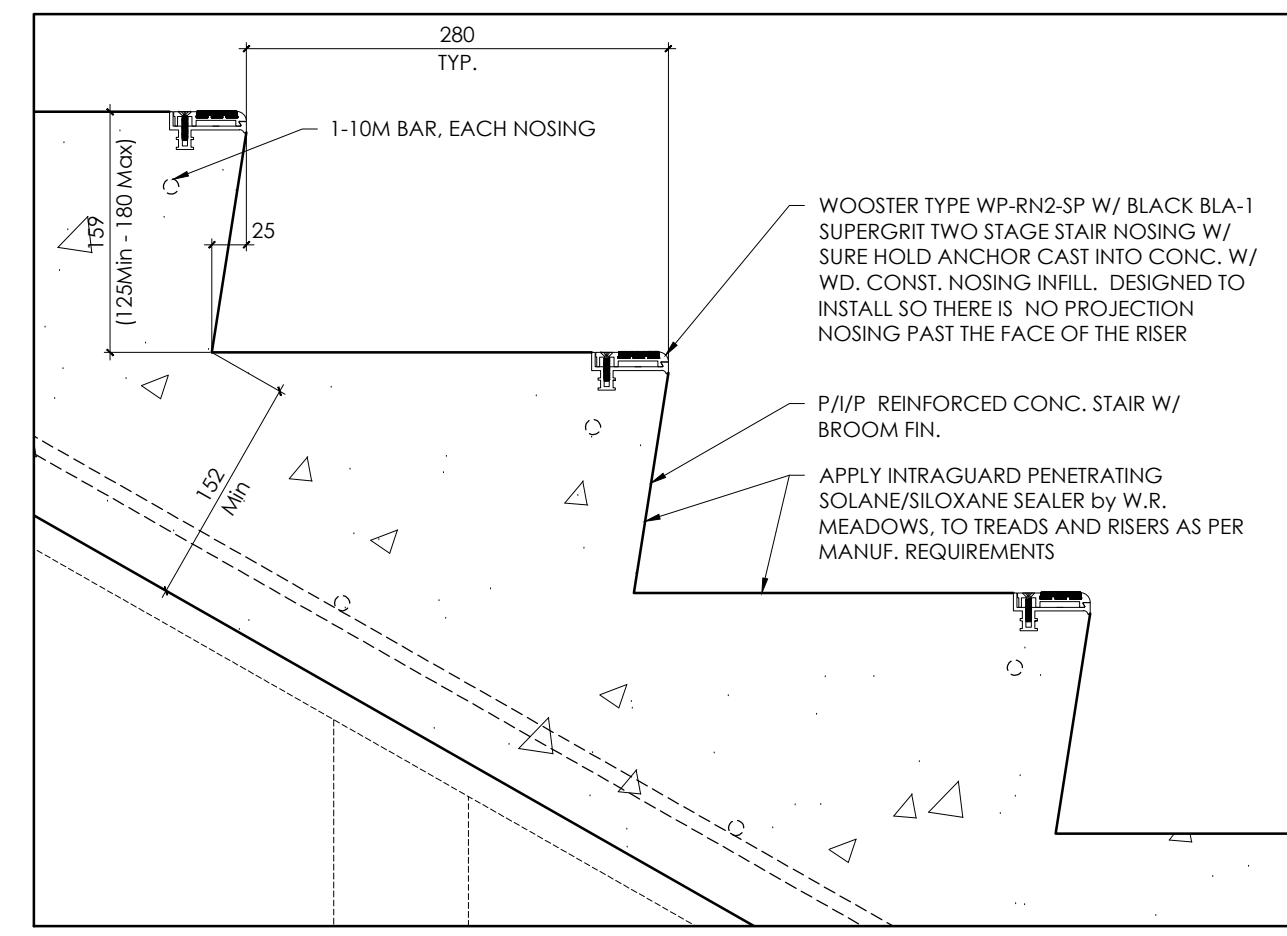
CHECKED BY: XX

This design, drawings and related materials or writing (collectively "the Work" or "work") are protected by copyright and are the exclusive property of The Ventin Group Ltd. Any other use, including but not limited to reproduction, modification, distribution, sharing or use for any other purpose, is strictly prohibited without the express written consent of the copyright owner. All dimensions and measurements must be checked and verified by the General Contractor.

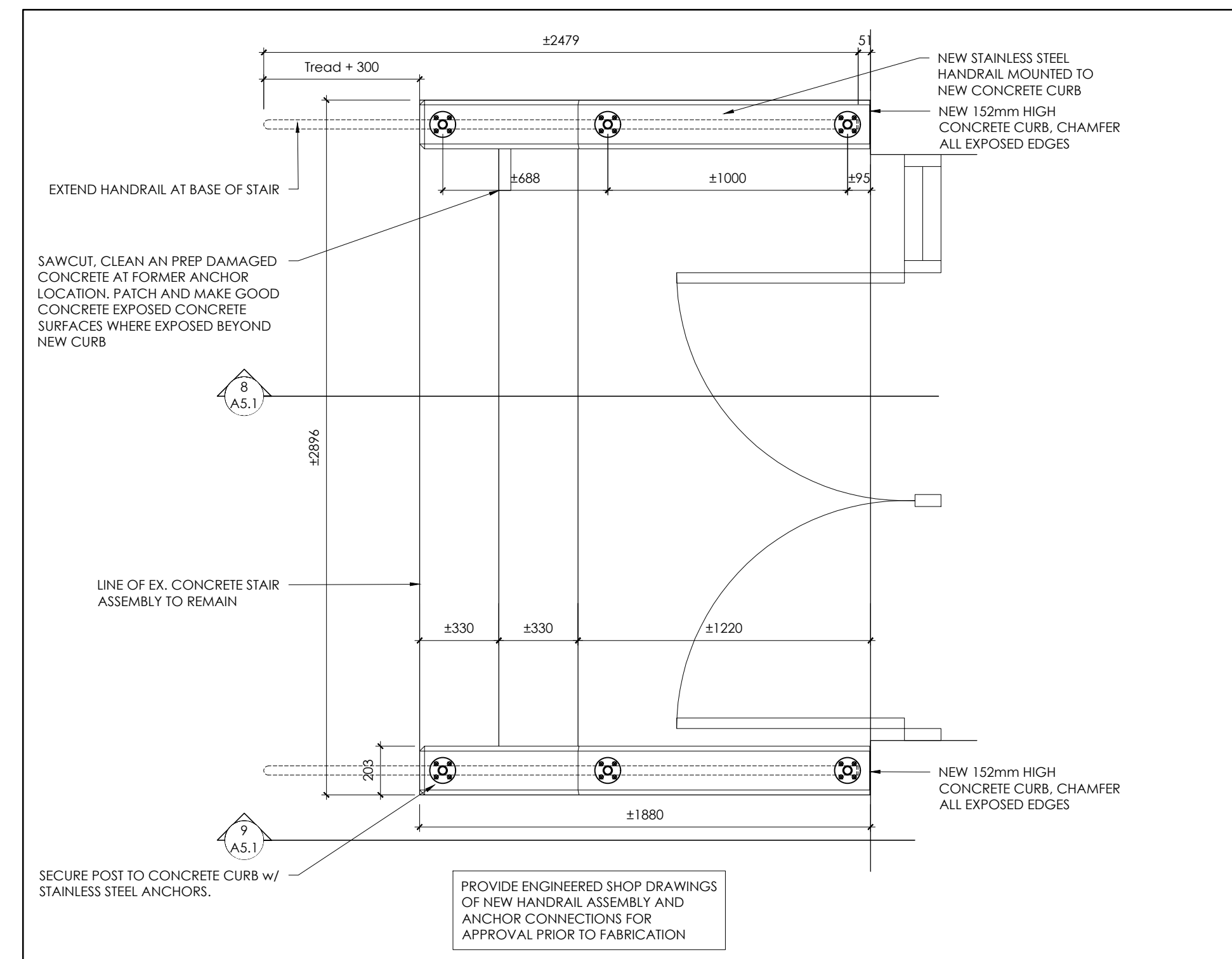
SECTIONS AND DETAILS



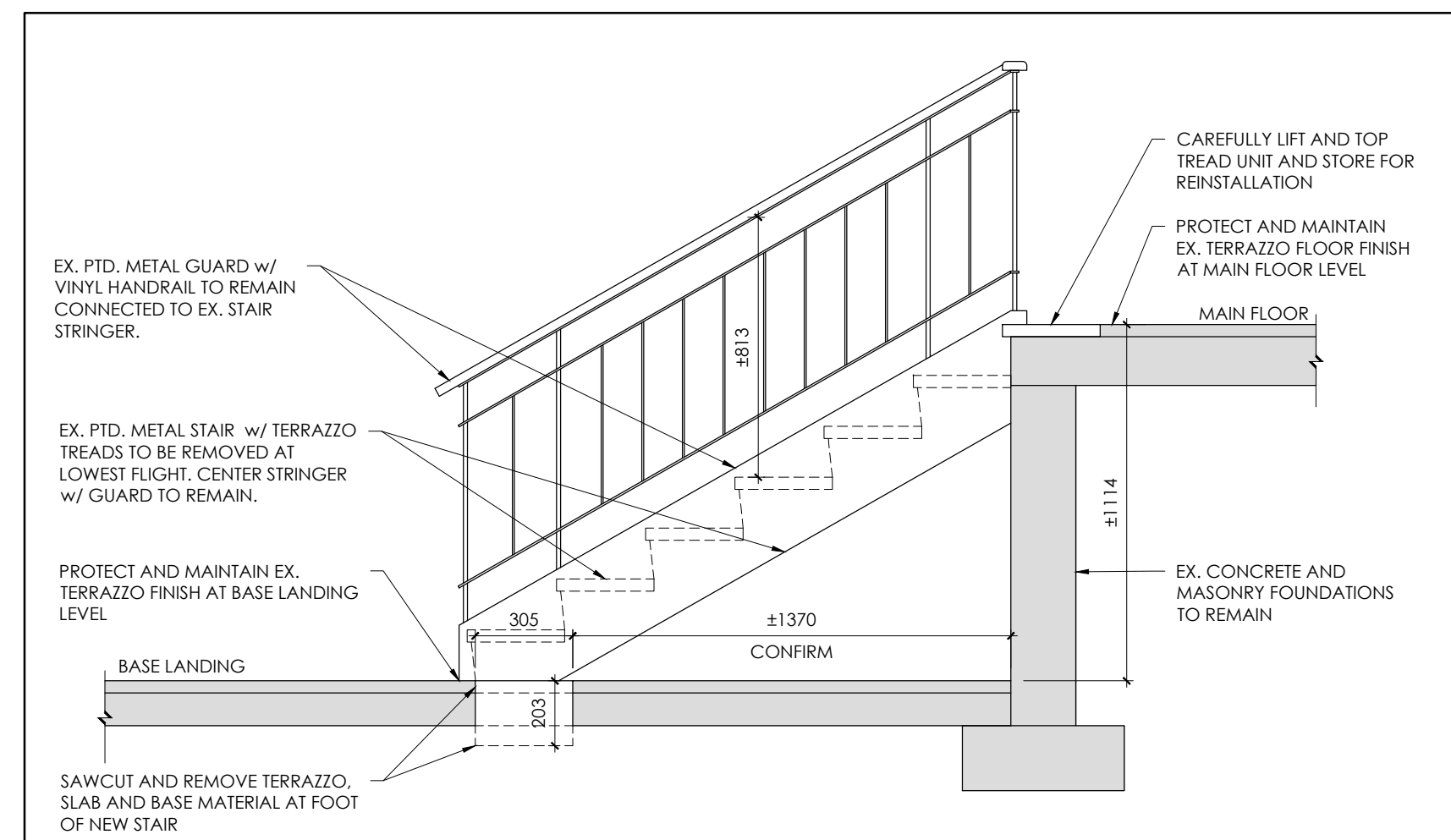
1 PLAN - EXIT#5 STAIR FLIGHT
A5.1



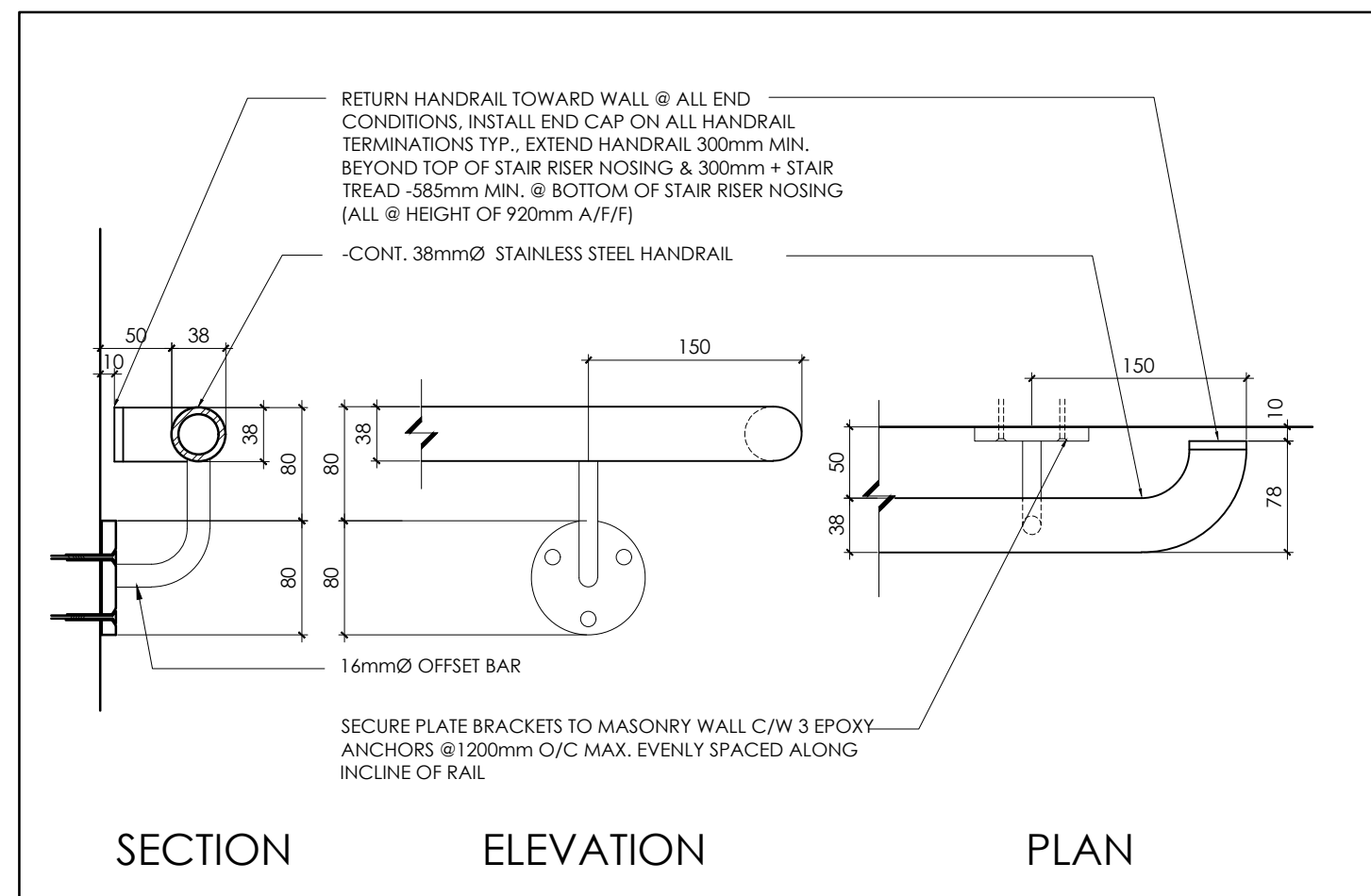
6 TYPICAL TREAD/RISER DETAIL
A5.1



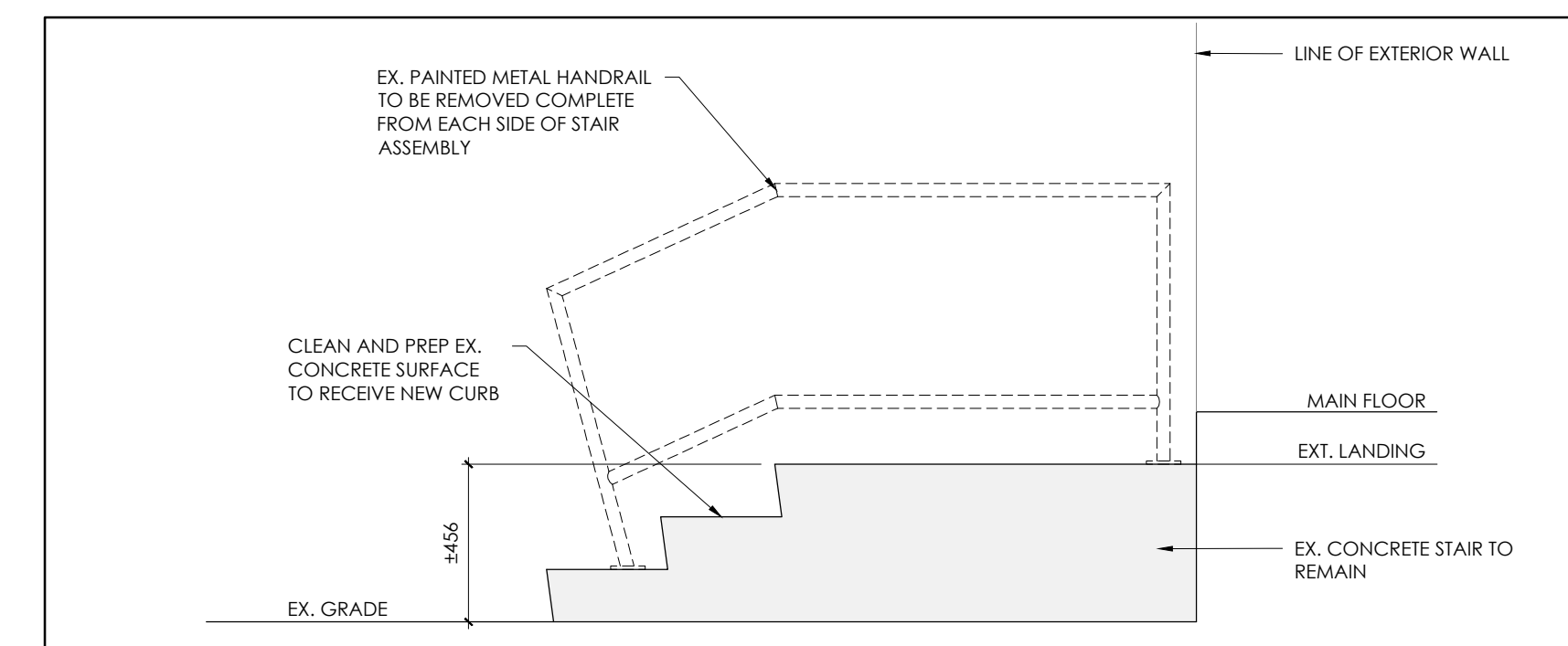
7 PLAN - EXIT #3 HANDRAIL REPLACEMENT
A5.1



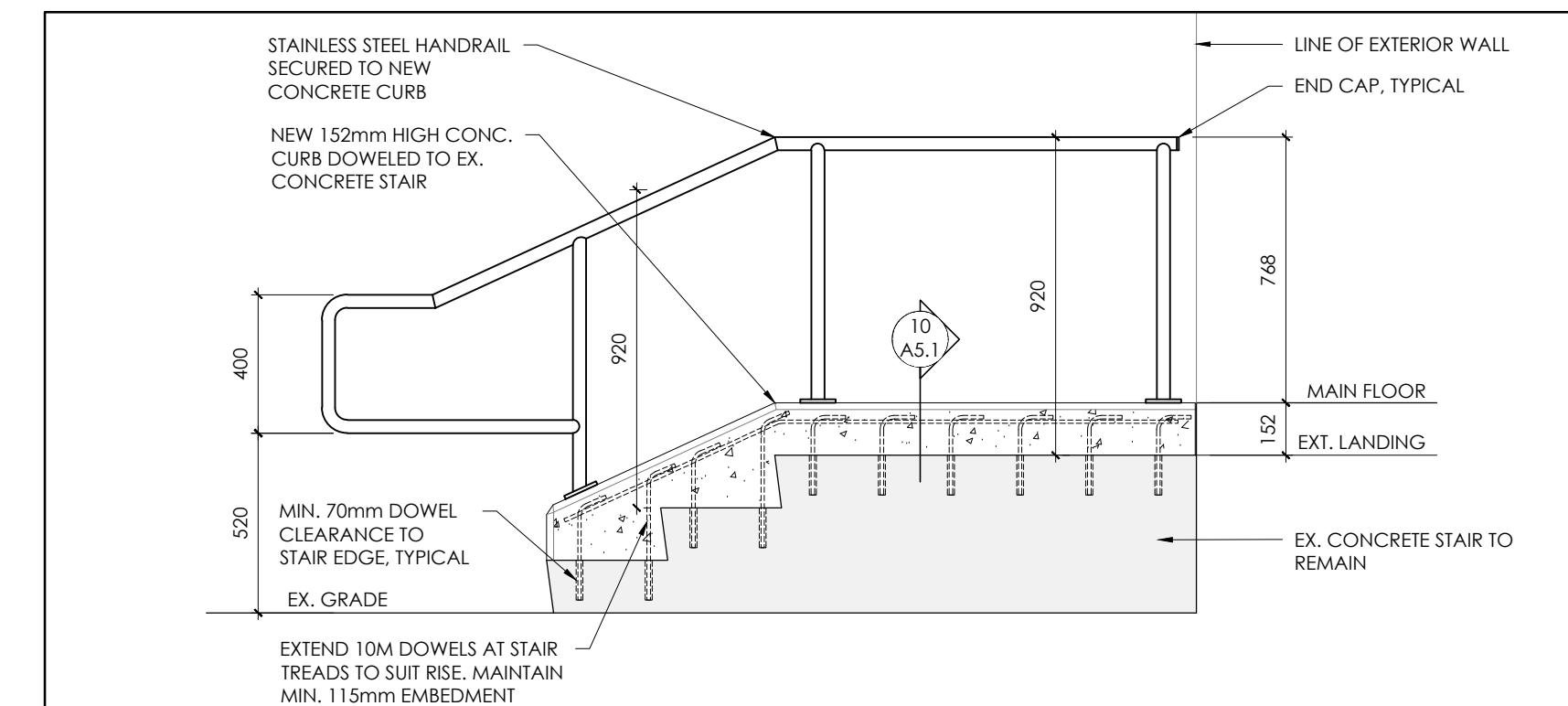
2 DEMOLITION - EXIT#5 STAIR FLIGHT
A5.1



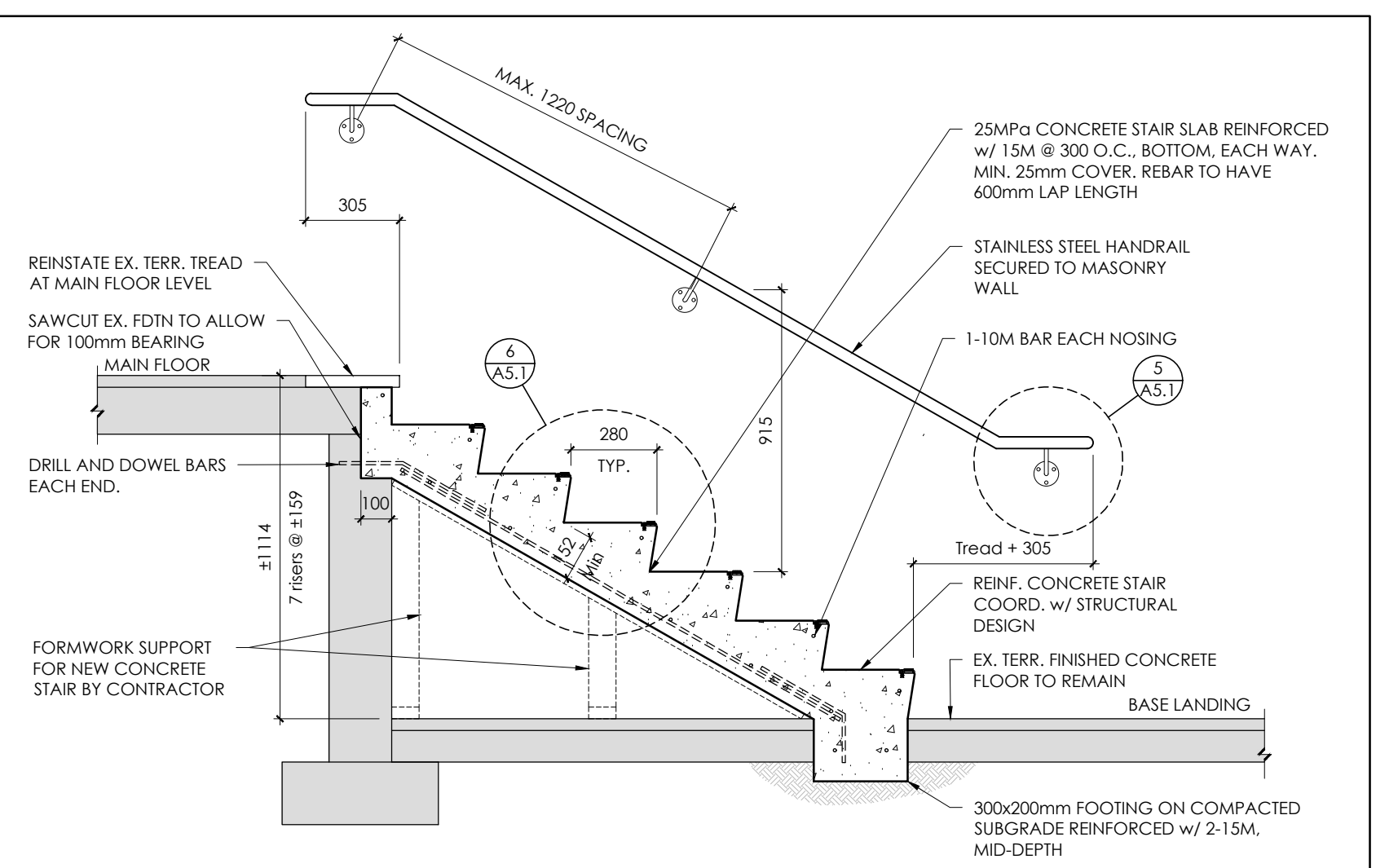
5 HANDRAIL DETAILS
A5.1



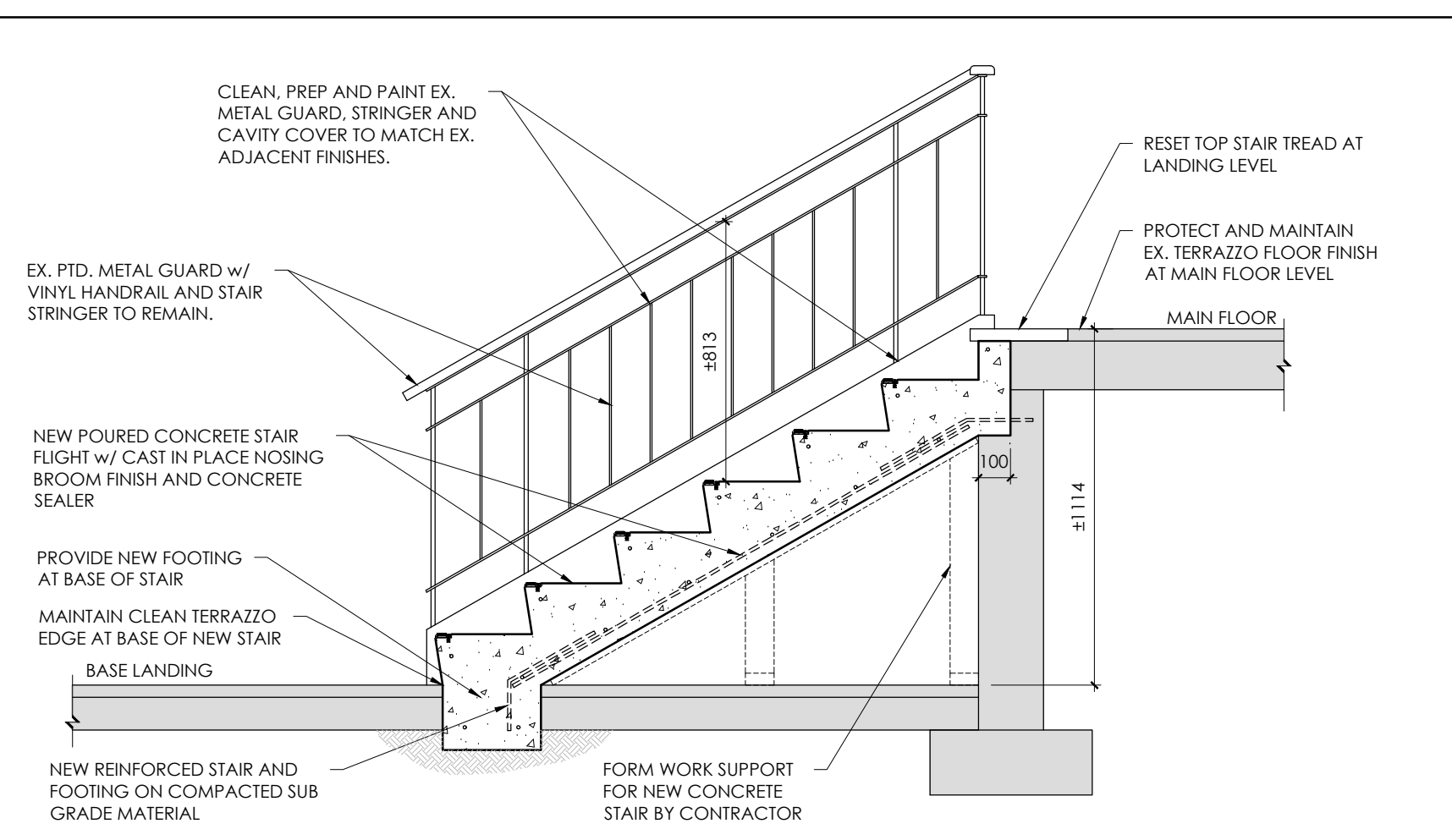
8 DEMOLITION - EXIT#3 HANDRAILS
A5.1



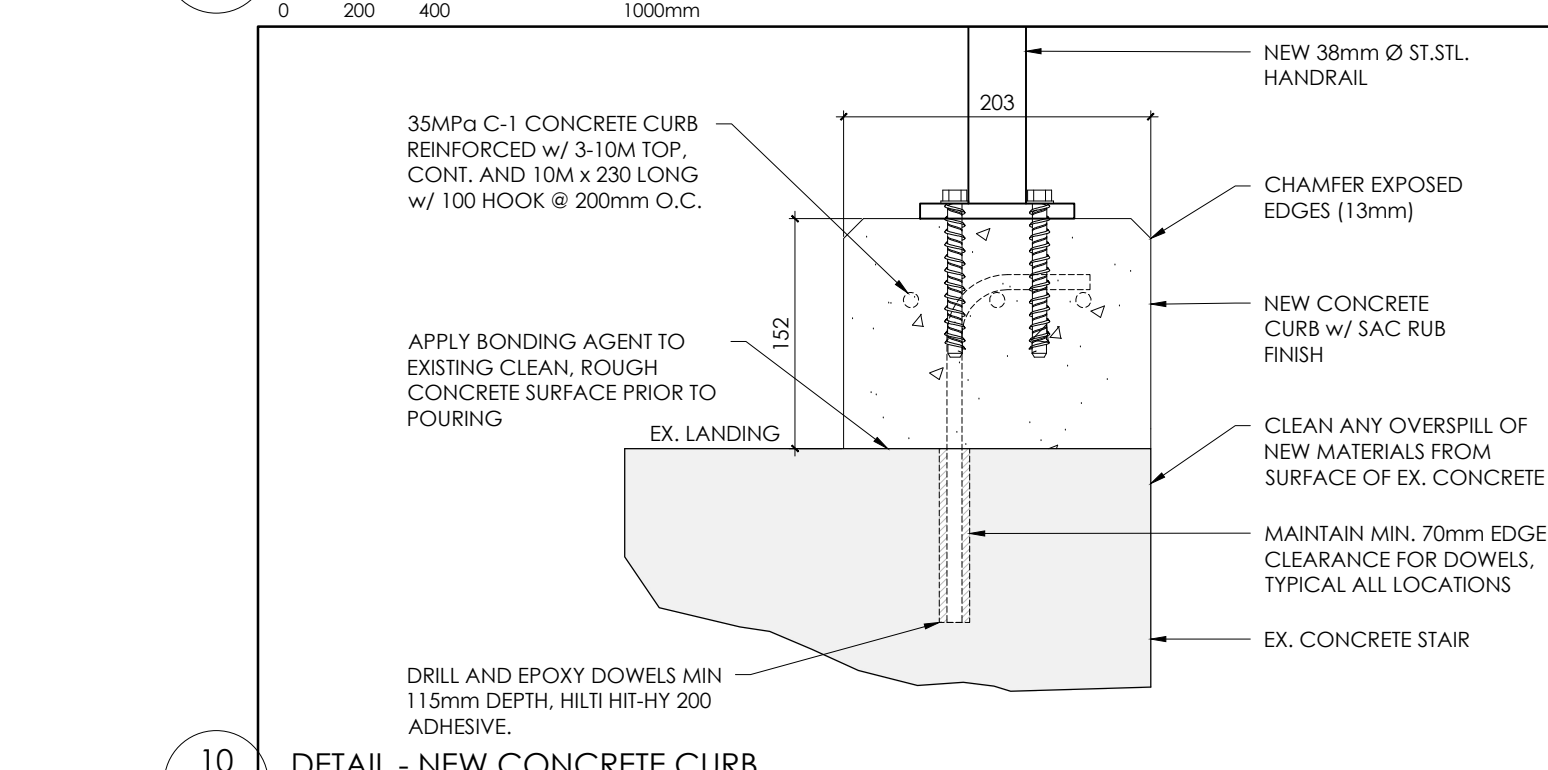
9 SECTION NEW HANDRAIL - EXIT #3
A5.1



3 SECTION NEW HANDRAIL- EXIT #5 FLIGHT
A5.1



4 SECTION EX. HANDRAIL - EXIT #5 FLIGHT
A5.1



10 DETAIL - NEW CONCRETE CURB
A5.1

NO.	DATE	PARTICULAR
1	26.01.12	ISSUED FOR SCOPE REVIEW
2	26.02.23	ISSUED FOR SCOPE
3	26.03.17	ISSUED FOR COORDINATION
4	26.03.27	ISSUED FOR TENDER

NOTES:

KEY PLAN:

CLIENT:
WATERLOO CATHOLIC DISTRICT SCHOOL BOARD

PROJECT:
RF1 2026-10 (+VG 22584)

ST. ANNE CES (Kitchener)

250 EAST AVENUE,
KITCHENER, ON
N2H 1Z4

ORIGINAL PAGE SIZE ARCH D - 24" x 36"
KEY TO DETAIL LOCATION:
A - DETAIL NO.
B - DETAIL NO. ORIGIN

VG ARCHITECTS
THE VENTINI GROUP LTD

Plot Date: Mar 27, 2026 - 3:00pm By: esthuck

DRAWN BY: ES

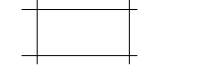





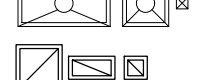
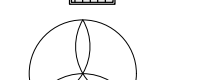

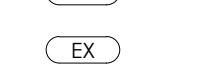

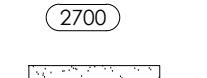
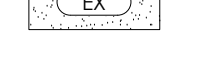
CHECKED BY: XX

This design, drawings and related materials or writing (collectively "the Work" or "work") are protected by copyright and are the exclusive property of The Ventini Group Ltd. Any other use, including but not limited to reproduction, modification, distribution, sharing or use for any other purpose, is strictly prohibited without the express written consent of the copyright owner.

STAIR SECTIONS AND DETAILS

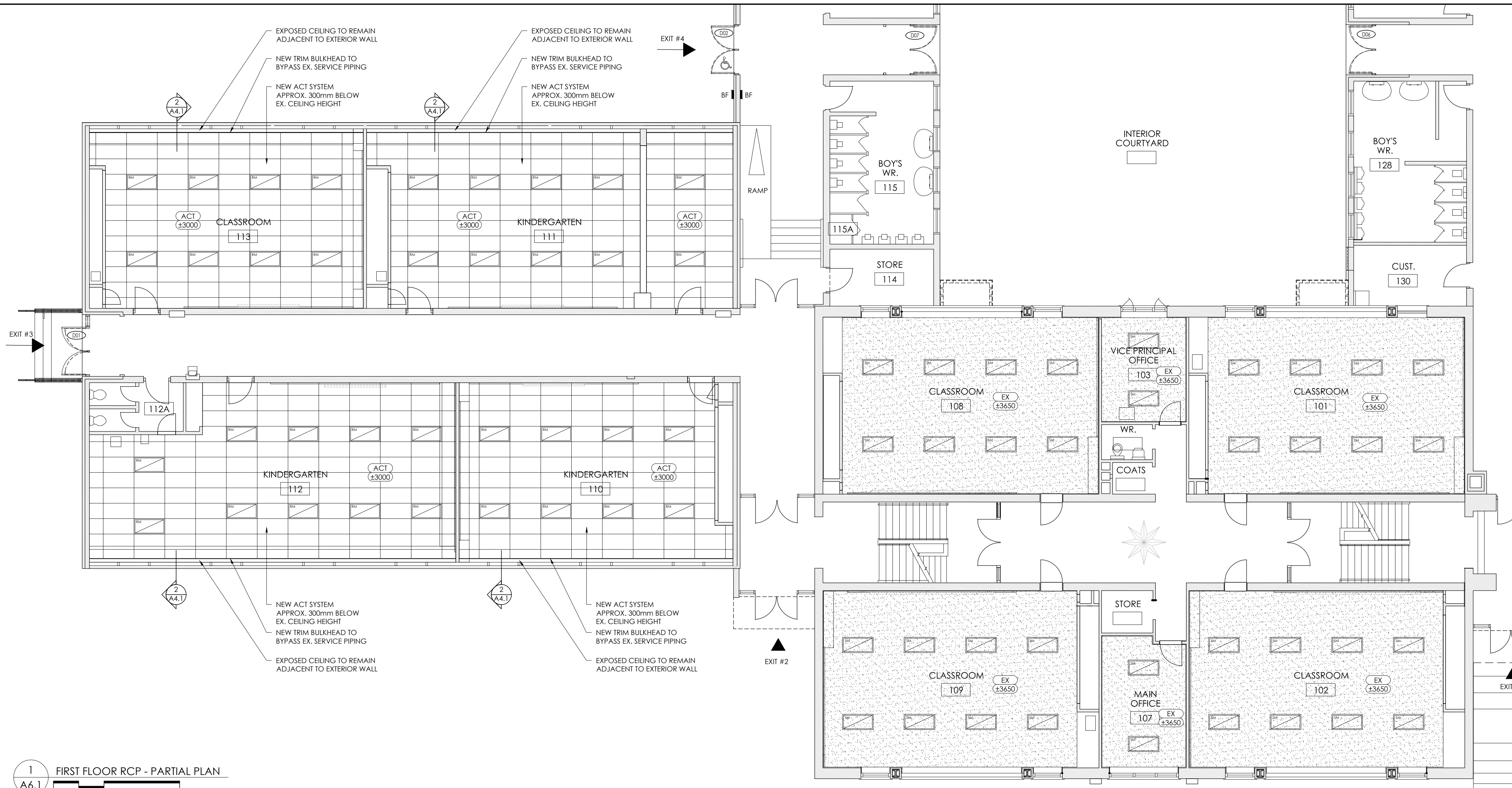
A5.1

REFLECTED CEILING LEGEND

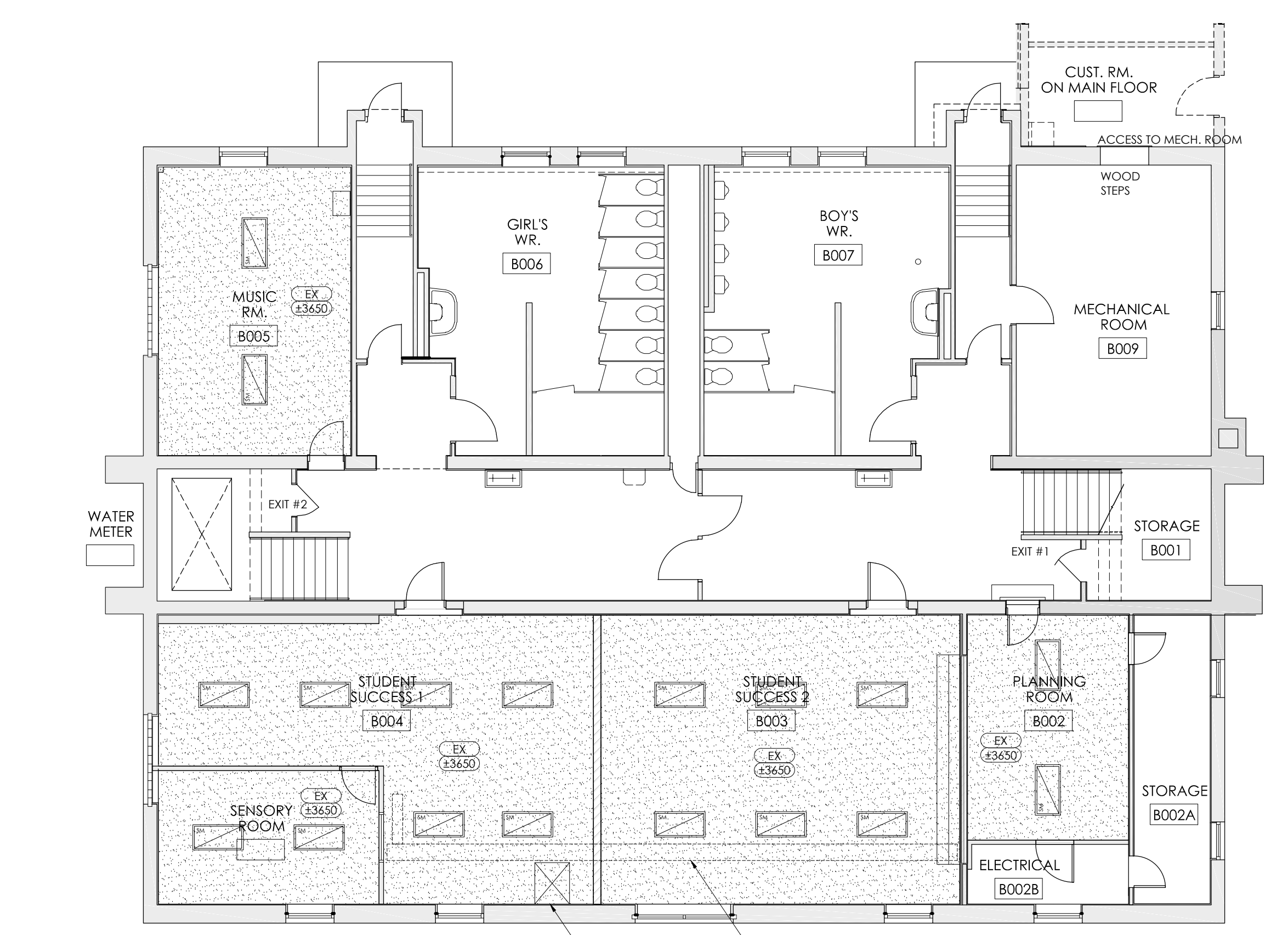
-  CEILING TILES 610 x 1220
-  EX. CEILING TILES 610 x 1220 TO REMAIN
-  EX. LIGHT FIXTURE
-  RECESSED CEILING MOUNTED LIGHT FIXTURE
-  SURFACE MOUNTED LIGHT FIXTURE
-  PENDANT CEILING MOUNTED LIGHT FIXTURE
-  NEW SUPPLY DIFFUSER
-  RETURN GRILLE / EXHAUST VENT
-  EX. OVERHEAD CEILING FAN
-  ACT ACoustic CEILING TILE c/w SUSPENSION SYSTEM
-  EX. CEILING SYSTEM TO REMAIN (REMOVE & RE-INSTALL WHERE REQ'D TO INSTALL ANY NEW WORK ABOVE CEILING) (MAKE GOOD EX. WHERE DISTURBED DURING CONST. TO MATCH, PROVIDE CLEAN TRANSITIONS TYP.)
-  2700 CEILING HEIGHT (MEASURED FROM A/F/F IN SPECIFIC SPACE NOTED)
-  EX. EXISTING PAINTED PLASTER CEILING ASSEMBLY TO REMAIN, REWORK CONDUIT AS REQUIRED FOR LIGHTING UPGRADES.

GENERAL NOTES

- COORD. W/ MECH. & ELEC. DWG.'S FOR RESPECTIVE CEILING MTD. OR RECESSED ITEMS
- FINAL LOCATION OF ALL MECH. & ELEC. FIXTURES TO BE CONFIRMED PRIOR TO INSTALL. COORD. ALL MECH. & ELEC. ITEMS W/ ARCH. DWGS. & REPORT ANY DISCREPANCIES PRIOR TO ANY WORK
- UNLESS DIMENSIONED OTHERWISE, CEILING TILES TO BE STARTED AS SHOWN FROM THE CENTER POINT OF ROOMS TYP.
- ALL INT. CEILING BULKHEAD SYSTEMS TO BE CONSTRUCTED W/ METAL FRAMING TYP., NOT W/D.
- NOT ALL EX. D MECH. EQUIP. / DUCTING IS SHOWN, ONLY DIFFUSER OR OTHER IMPORTANT ITEM INFO., COORD. W/ MECH. DWG.'S FOR REMAINING TYP.
- ALL EX. CEILING SURFACES THAT ARE NOTED TO REMAIN ARE TO BE PATCHED & REPAIRED & PAINTED
- REMOVE EX. CEILINGS AS REQ'D TO INSTALL ANY NEW WORK FOR ANY TRADE ABOVE AS REQ'D, RE-INSTALL EX. CEILING WHERE ABLE, INSTALL CEILING & PAINT TO MATCH ADJ. WHERE REQ'D, PROVIDE CLEAN TRANSITIONS, MAKE GOOD WHERE DAMAGED / DISTURBED TYP.
- ALL CEILING HEIGHTS ARE TO THE EX. FLR. LEVEL & DO NOT TAKE INTO CONSIDERATION DEMO, IF THE DIFFERENCE IN HEIGHT IS 25mm OR LARGER, NOTIFY ARCHITECT OF ALL DISCREPANCIES BEFORE ANY INSTALL
- SHOP DWG.'S TO BE IN DIMENSION UNITS AS ILLUSTRATED ON THIS DWG. (IMPERIAL & METRIC BOTH SHOWN IS ACCEPTABLE); ALSO AIR GRILLES ARE TO REFERENCE THE RM. # THEY ARE INSTALLED (& ANY OTHER ITEMS TYP.)



1
A6.1 FIRST FLOOR RCP - PARTIAL PLAN



2
A6.1 BASEMENT FLOOR RCP - PARTIAL PLAN

NO.	DATE	PARTICULAR
1	26.01.12	ISSUED FOR SCOPE REVIEW
2	26.02.23	ISSUED FOR SCOPE
3	26.03.17	ISSUED FOR COORDINATION
4	26.03.27	ISSUED FOR TENDER

NOTES:

KEY PLAN:

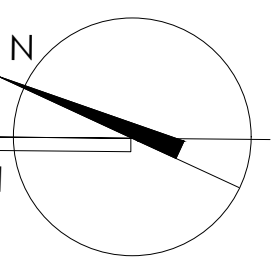
CLIENT:
WATERLOO CATHOLIC DISTRICT SCHOOL BOARD

PROJECT:
RFT 2026-10 (+VG 22584)

ST. ANNE CES (Kitchener)
250 EAST AVENUE,
KITCHENER, ON
N2H 1Z4

ORIGINAL PAGE SIZE ARCH D - 24" x 36"
KEY TO DETAIL LOCATION:
A - DETAIL NO.
B - DETAIL NO. ORIGIN

VG ARCHITECTS
THE VENTIN GROUP LTD



A6.1

Plot Date: Mar 27, 2026 - 2:59pm By: esthuck

DRAWN BY: ES CHECKED BY: XX

This design, drawings and related materials or writing (collectively "the Work" or "work") are protected by copyright and are the exclusive property of The Ventin Group Ltd. Any other use, including but not limited to reproduction, modification, distribution, sharing or use for any other purpose, is strictly prohibited without the express written consent of the copyright owner.

REFLECTED CEILING LEGEND

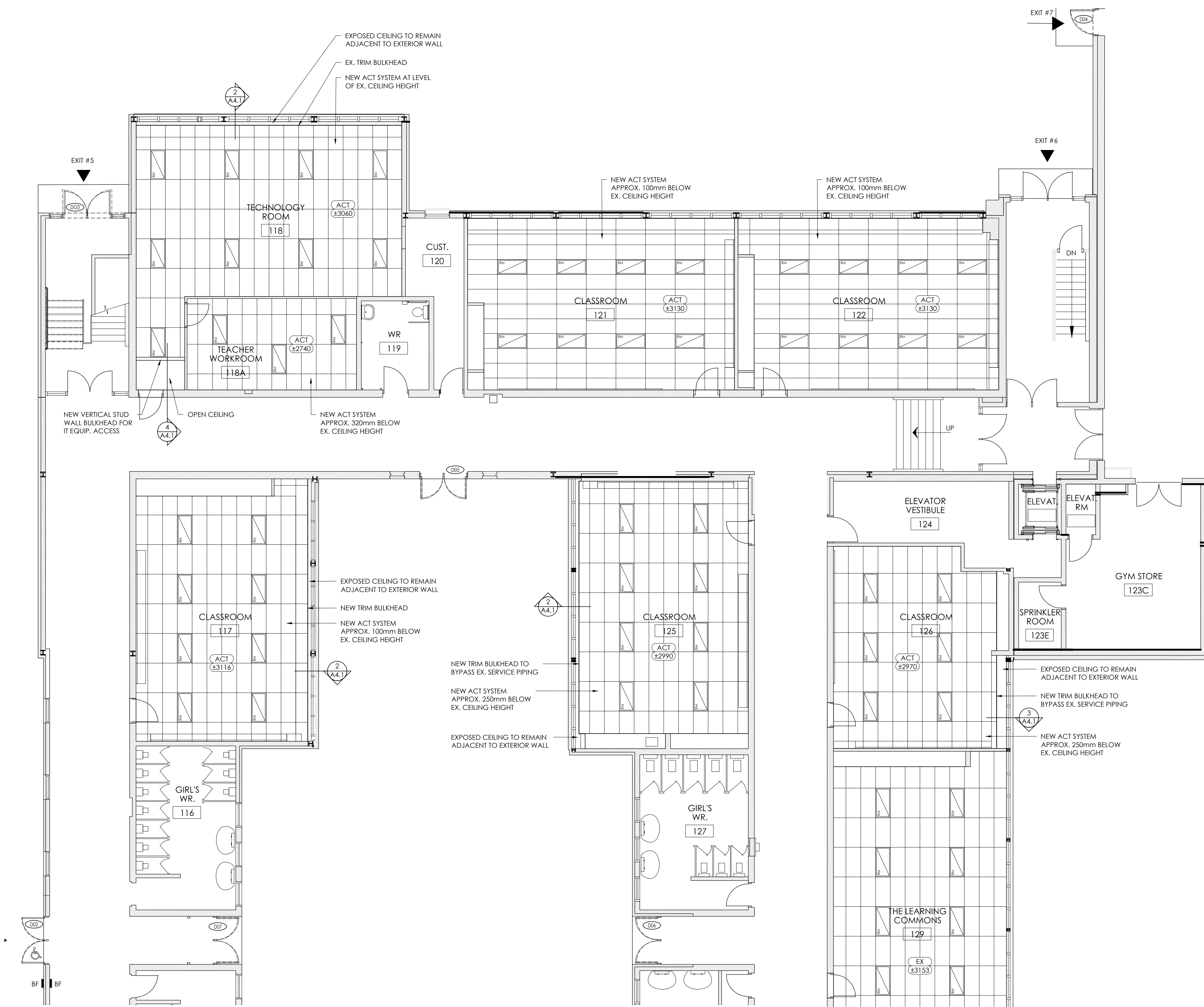
- CEILING TILES 610 x 1220
- EX. CEILING TILES 610 x 1220 TO REMAIN
- EX. LIGHT FIXTURE
- RECESSED CEILING MOUNTED LIGHT FIXTURE
- SURFACE MOUNTED LIGHT FIXTURE
- PENDANT CEILING MOUNTED LIGHT FIXTURE
- NEW SUPPLY DIFFUSER
- RETURN GRILLE / EXHAUST VENT
- EX. OVERHEAD CEILING FAN
- ACT ACOUSTIC CEILING TILE c/w SUSPENSION SYSTEM
- EX. CEILING SYSTEM TO REMAIN (REMOVE & RE-INSTALL WHERE REQ'D TO INSTALL ANY NEW WORK ABOVE CEILING) (MAKE GOOD EX. WHERE DISTURBED DURING CONST. TO MATCH, PROVIDE CLEAN TRANSITIONS TYP.)
- 2700 CEILING HEIGHT (MEASURED FROM A/F/F IN SPECIFIC SPACE NOTED)
- EX. EXISTING PAINTED PLASTER CEILING ASSEMBLY TO REMAIN, REWORK CONDUIT AS REQUIRED FOR LIGHTING UPGRADES.

GENERAL NOTES

- COORD. W/ MECH. & ELEC. DWG.'S FOR RESPECTIVE CEILING MTD. OR RECESSED ITEMS
- FINAL LOCATION OF ALL MECH. & ELEC. FIXTURES TO BE CONFIRMED PRIOR TO INSTALL. COORD. ALL MECH. & ELEC. ITEMS W/ ARCH. DWGS. & REPORT ANY DISCREPANCIES PRIOR TO ANY WORK
- UNLESS DIMENSIONED OTHERWISE, CEILING TILES TO BE STARTED AS SHOWN FROM THE CENTER POINT OF ROOMS TYP.
- ALL INT. CEILING BULKHEAD SYSTEMS TO BE CONSTRUCTED W/ METAL FRAMING TYP., NOT W/D.
- NOT ALL EXP.'D MECH. EQUIP. / DUCTING IS SHOWN, ONLY DIFFUSER OR OTHER IMPORTANT ITEM INFO., COORD. W/ MECH. DWG.'S FOR REMAINING TYP.
- ALL EX. CEILING SURFACES THAT ARE NOTED TO REMAIN ARE TO BE PATCHED & REPAIRED & PAINTED
- REMOVE EX. CEILING AS REQ'D TO INSTALL ANY NEW WORK FOR ANY TRADE ABOVE AS REQ'D, RE-INSTALL EX. CEILING WHERE ABLE, INSTALL CEILING & PAINT TO MATCH ADJ. WHERE REQ'D, PROVIDE CLEAN TRANSITIONS, MAKE GOOD WHERE DAMAGED / DISTURBED TYP.
- ALL CEILING HEIGHTS ARE TO THE EX. FLR. LEVEL & DO NOT TAKE INTO CONSIDERATION DEMO, IF THE DIFFERENCE IN HEIGHT IS 25mm OR LARGER, NOTIFY ARCHITECT OF ALL DISCREPANCIES BEFORE ANY INSTALL
- SHOP DWG.'S TO BE IN DIMENSION UNITS AS ILLUSTRATED ON THIS DWG. (IMPERIAL & METRIC BOTH SHOWN IS ACCEPTABLE); ALSO AIR GRILLES ARE TO REFERENCE THE RM. # THEY ARE INSTALLED (& ANY OTHER ITEMS TYP.)

SPECIFIC DEMOLITION NOTES

- 3A** **CEILING NOTES**
REMOVE EX. CEILINGS, FRAMING & ASSOCIATED MECH. / ELEC. SYSTEMS.
NOTE:
REMOVE EX. CEILINGS AS REQ'D TO INSTALL ANY NEW WORK FOR ANY TRADE ABOVE AS REQ'D, RE-INSTALL EX. CEILING WHERE ABLE, INSTALL CEILING & PAINT TO MATCH ADJ. WHERE REQ'D, PROVIDE CLEAN TRANSITIONS, MAKE GOOD WHERE DAMAGED / DISTURBED TYP.
- 3A** **MECH. / ELEC. NOTES**
REMOVE/RELOCATE EX. MECHANICAL SYSTEM COMPONENTS, (DUCTWORK, SUPPLIES, DIFFUSERS, ELEC. WIRING, IT CONDUIT, DATA, ALARMS, ETC. (COORD. W/ MECH. DWG.'S))
- 3B** REMOVE EX. ELECTRICAL LIGHT FIXTURES, REDUNDANT WIRING, ETC. AS REQUIRED TO FACILITATE FIXTURE REPLACEMENTS. (WIRING BACK TO POINT OF ORIGIN / MAIN PANEL - COORD. W/ ELEC. DWG.'S)
- 3C** REPOSITION EX. DATA POINTS, EARLY WARNING AND EVACUATION FIXTURES WHERE REQUIRED TO ACCOMMODATE NEW LOWER CEILING HEIGHT. (COORD. W/ ELEC. DWG.'S)



1 FIRST FLOOR RCP - PARTIAL PLAN
A6.2

NO.	DATE	PARTICULAR
1	26.01.12	ISSUED FOR SCOPE REVIEW
2	26.02.23	ISSUED FOR SCOPE
3	26.03.17	ISSUED FOR COORDINATION
4	26.03.27	ISSUED FOR TENDER

NOTES:

KEY PLAN:

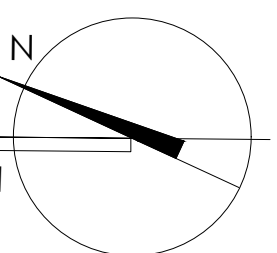
CLIENT:
WATERLOO CATHOLIC DISTRICT SCHOOL BOARD

PROJECT:
RFT 2026-10 (+VG 22584)

ST. ANNE CES (Kitchener)
250 EAST AVENUE,
KITCHENER, ON
N2H 1Z4

ORIGINAL PAGE SIZE ARCH D - 24" x 36"
KEY TO DETAIL LOCATION:
A - DETAIL NO.
B - DETAIL NO. ORIGIN



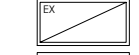
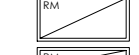





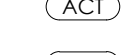

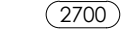

VG ARCHITECTS
THE VENTIN GROUP LTD



A6.2

This design, drawings and related materials or writings (collectively "the Work" or "work") are protected by copyright and are the exclusive property of The Ventin Group Ltd. Any other use, including but not limited to reproduction, modification, distribution, sharing or use for any other purpose, is strictly prohibited without the express written consent of the Copyright owner.

REFLECTED CEILING LEGEND

-  CEILING TILES 610 x 1220
-  EX. CEILING TILES 610 x 1220 TO REMAIN
-  EX. LIGHT FIXTURE
-  RECESSED CEILING MOUNTED LIGHT FIXTURE
-  SURFACE MOUNTED LIGHT FIXTURE
-  PENDANT CEILING MOUNTED LIGHT FIXTURE
-  NEW SUPPLY DIFFUSER
-  RETURN GRILLE / EXHAUST VENT
-  EX. OVERHEAD CEILING FAN
-  ACT ACUSTIC CEILING TILE c/w SUSPENSION SYSTEM
-  EX. CEILING SYSTEM TO REMAIN (REMOVE & RE-INSTALL WHERE REQ.'D TO INSTALL ANY NEW WORK ABOVE CEILINGS) (MAKE GOOD EX. WHERE DISTURBED DURING CONST. TO MATCH, PROVIDE CLEAN TRANSITIONS TYP.)
-  2700 CEILING HEIGHT (MEASURED FROM A/F/F IN SPECIFIC SPACE NOTED)
-  EX. EXISTING PAINTED PLASTER CEILING ASSEMBLY TO REMAIN, REWORK CONDUIT AS REQUIRED FOR LIGHTING UPGRADES.

GENERAL NOTES

- COORD. W/ MECH. & ELEC. DWG.'S FOR RESPECTIVE CEILING MTD. OR RECESSED ITEMS
- FINAL LOCATION OF ALL MECH. & ELEC. FIXTURES TO BE CONFIRMED PRIOR TO INSTALL. COORD. ALL MECH. & ELEC. ITEMS W/ ARCH. DWGS. & REPORT ANY DISCREPANCIES PRIOR TO ANY WORK
- UNLESS DIMENSIONED OTHERWISE, CEILING TILES TO BE STARTED AS SHOWN FROM THE CENTER POINT OF ROOMS TYP.
- ALL INT. CEILING BULKHEAD SYSTEMS TO BE CONSTRUCTED W/ METAL FRAMING TYP., NOT W/D.
- NOT ALL EXP.'D MECH. EQUIP. / DUCTING IS SHOWN, ONLY DIFFUSER OR OTHER IMPORTANT ITEM INFO., COORD. W/ MECH. DWG.'S FOR REMAINING TYP.
- ALL EX. CEILING SURFACES THAT ARE NOTED TO REMAIN ARE TO BE PATCHED & REPAIRED & PAINTED
- REMOVE EX. CEILINGS AS REQ.'D TO INSTALL ANY NEW WORK FOR ANY TRADE ABOVE AS REQ.'D, RE-INSTALL EX. CEILING WHERE ABLE, INSTALL CEILING & PAINT TO MATCH ADJ. WHERE REQ.'D, PROVIDE CLEAN TRANSITIONS, MAKE GOOD WHERE DAMAGED / DISTURBED TYP.
- ALL CEILING HEIGHTS ARE TO THE EX. FLR. LEVEL & DO NOT TAKE INTO CONSIDERATION DEMO, IF THE DIFFERENCE IN HEIGHT IS 25mm OR LARGER, NOTIFY ARCHITECT OF ALL DISCREPANCIES BEFORE ANY INSTALL
- SHOP DWG.'S TO BE IN DIMENSION UNITS AS ILLUSTRATED ON THIS DWG. (IMPERIAL & METRIC BOTH SHOWN IS ACCEPTABLE); ALSO AIR GRILLES ARE TO REFERENCE THE RM. # THEY ARE INSTALLED (& ANY OTHER ITEMS TYP.)

SPECIFIC DEMOLITION NOTES

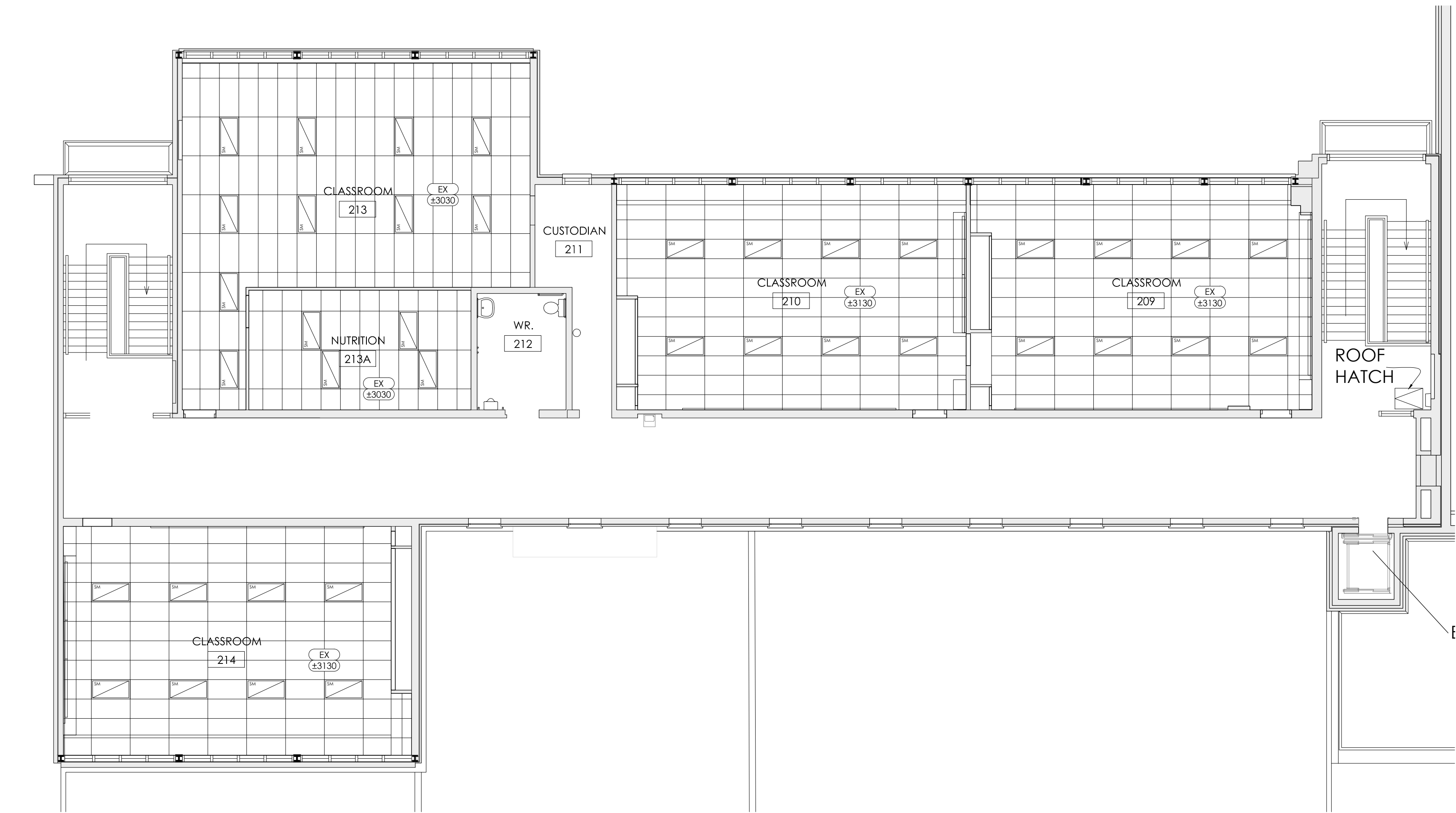
CEILING NOTES

- 3A REMOVE EX. CEILINGS, FRAMING & ASSOCIATED MECH. / ELEC. SYSTEMS.

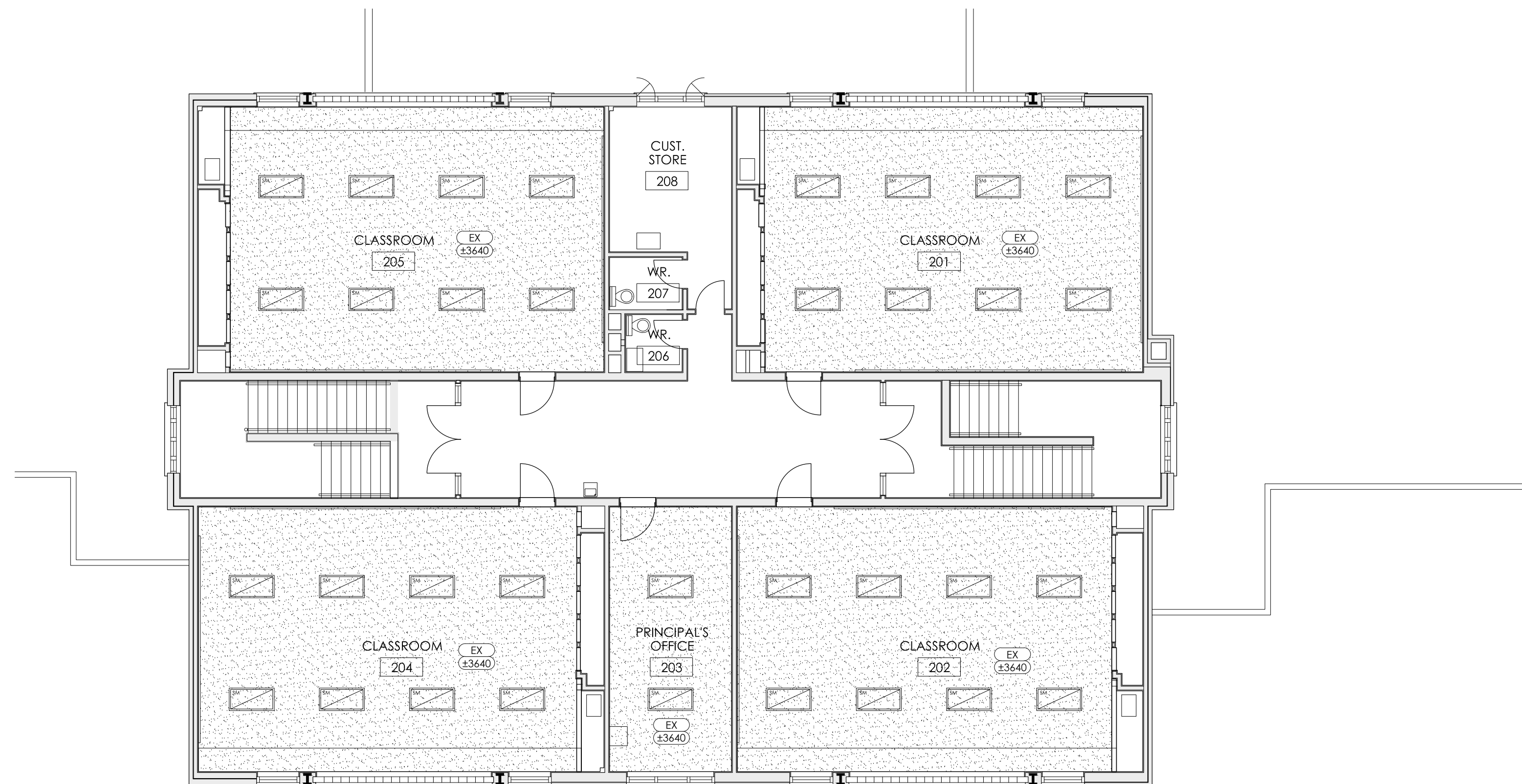
NOTE:
REMOVE EX. CEILINGS AS REQ.'D TO INSTALL ANY NEW WORK FOR ANY TRADE ABOVE AS REQ.'D, RE-INSTALL EX. CEILING WHERE ABLE, INSTALL CEILING & PAINT TO MATCH ADJ. WHERE REQ.'D, PROVIDE CLEAN TRANSITIONS, MAKE GOOD WHERE DAMAGED / DISTURBED TYP.

MECH. / ELEC. NOTES

- 5A REMOVE/RELOCATE EX. MECHANICAL SYSTEM COMPONENTS, (DUCTWORK, SUPPLYS, DIFFUSERS, ELEC. WIRING, IT CONDUIT, DATA, ALARMS, ETC. (COORD. W/ MECH. DWG.'S)
- 5B REMOVE EX. ELECTRICAL LIGHT FIXTURES, REDUNDANT WIRING, ETC. AS REQUIRED TO FACILITATE FIXTURE REPLACEMENTS, (WIRING BACK TO POINT OF ORIGIN / MAIN PANEL - COORD. W/ ELEC. DWG.'S)
- 5C REPOSITION EX. DATA POINTS, EARLY WARNING AND EVACUATION FIXTURES WHERE REQUIRED TO ACCOMMODATE NEW LOWER CEILING HEIGHT, (COORD. W/ ELEC. DWG.'S)



1 SECOND FLOOR RCP - PARTIAL PLAN
A6.3



2 SECOND FLOOR RCP - PARTIAL PLAN
A6.3

REVISIONS

NO.	DATE	PARTICULAR
1	26.01.12	ISSUED FOR SCOPE REVIEW
2	26.02.23	ISSUED FOR SCOPE
3	26.03.17	ISSUED FOR COORDINATION
4	26.03.27	ISSUED FOR TENDER

NOTES:

KEY PLAN:

CLIENT:

WATERLOO CATHOLIC DISTRICT SCHOOL BOARD



PROJECT:

RFT 2026-10 (+VG 22584)

ST. ANNE CES (Kitchener)

250 EAST AVENUE, KITCHENER, ON N2H 1Z4

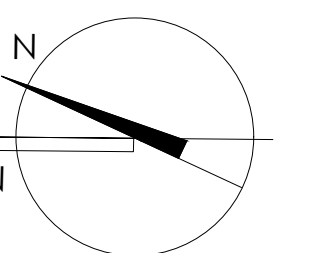
ORIGINAL PAGE SIZE ARCH D - 24" x 36"

KEY TO DETAIL LOCATION:

A - DETAIL NO.

B - DETAIL NO. ORIGIN

VG ARCHITECTS
THE VENITIN GROUP LTD



A6.3

Plot Date: Mar 27, 2026 - 2:55pm By: esthuck

DRAWN BY: ES

CHECKED BY: XX

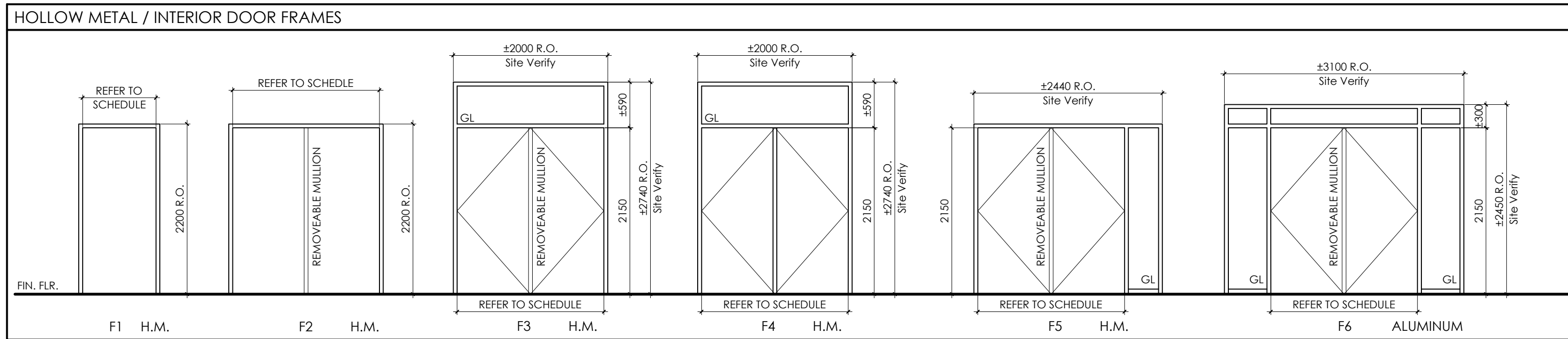
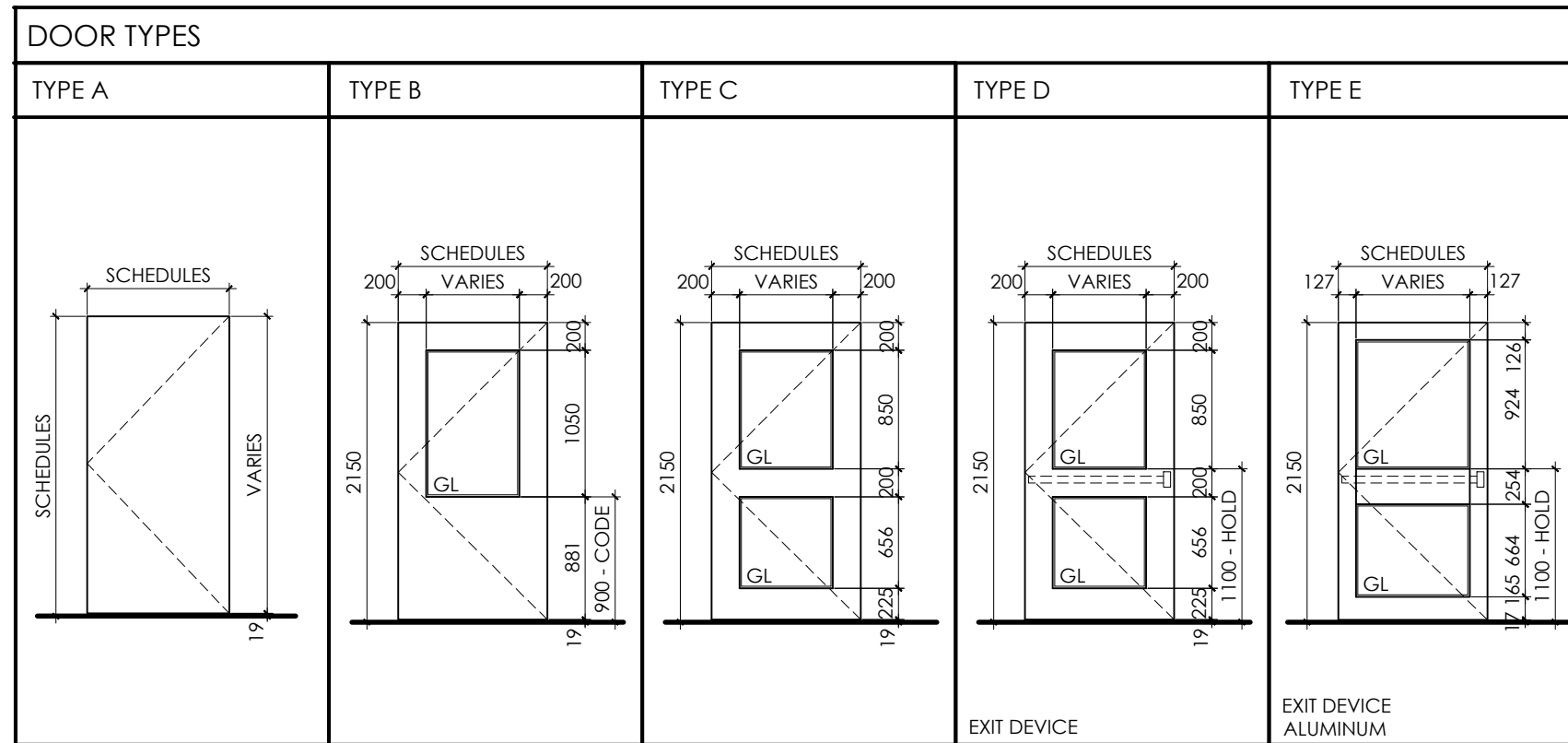
All dimensions and measurements must be checked and verified by the General Contractor. This design, drawings and related materials or writing (collectively, "the Work" or "Work") are protected by copyright and are the exclusive property of the Venit Group Ltd. Any other use, including but not limited to reproduction, modification, distribution, sharing or use for any other purpose, is strictly prohibited without the express written consent of the copyright owner.

SECOND FLOOR REFLECTED CEILING PLANS

DOOR SCHEDULE

DOOR						FRAME						FIRE RATING FOR WALLS (LISTED IN MINUTES - COORD. W/ FIRE SEPARATION DRAWINGS)	GLASS	REMOVABLE MULLION	GRILLE	BARRIER-FREE WASHROOM PACKAGE	UNIVERSAL WASHROOM DOOR PACKAGE	POWER DOOR OPERATOR	POWER DOOR OPENER BUTTON	HOLD OPEN	ELECTRIC STRIKE	PANIC HARDWARE	DOOR CLOSER	SOUND SEAL AT HEAD, JAMBS & DOOR BOTTOM	CARD READER	COMBINATION PROXIMITY CARD READER/KEYPAD	MAGNETIC LOCK	ELECTRO-MECHANICAL LOCK	INTERCOM	LOCAL AUDIBLE ALARM	MOTION SENSOR	DOOR STATUS SWITCH	LOCK STATUS SWITCH	WEATHER STRIPPING AT HEAD, JAMBS & DOOR BOTTOM	NOTES: SITE VERIFY EXISTING CONDITIONS OF ROUGH OPENINGS. PROVIDE ALL NEW DOORS WITH LEVER STYLE HANDLES, CLOSERS, DOOR STOPS, KICK PLATES, AND SWEEPS PER WCDSB STANDARDS.
NO.	LOCATION	DOOR SIZE	TYPE	MATL.	FIN.	TYPE	MATL.	FIN.	HEAD	JAMB	DEPTH																								
D01	EXIT #3	2 - 950 x 2150	D	HM	P	F5	HM	P	50	50	146	LSG																				Site Verify R.O.			
D02	EXIT #4	2 - 950 x 2150	D	HM	P	F3	HM	P	50	50	146	LSG																				Site Verify R.O. RE-ESTABLISH EX. POWER OPERATOR			
D03	EXIT #5	2 - 950 x 2150	E	AL	ANO	F6	AL	ANO	50	50	149	LSG																				Site Verify R.O.			
D04	EXIT #7	1000 x 2150	A	HM	P	F1	HM	P	50	50	146	N/A																				Site Verify R.O.			
D05	NORTH COURTYARD	2 - 950 x 2150	C	HM	P	F4	HM	P	50	50	146	LSG																				Site Verify R.O.			
D06	EAST COURTYARD	2 - 950 x 2150	C	HM	P	F2	HM	P	50	50	146	LSG																				Site Verify R.O.			
D07	WEST COURTYARD	2 - 950 x 2150	C	HM	P	F2	HM	P	50	50	146	LSG																				Site Verify R.O.			
D08	NUTRITION 213A	915 x 2130*	B	HM	P	F1	HM	P	50	50	146	LSG																				Site Verify R.O.			

NOTES: *SITE VERIFY EXISTING DOOR SIZE. MATCH NEW DOOR TO EXISTING FRAME CONFIGURATION.



REVISIONS

NO.	DATE	PARTICULAR
1	26.01.12	ISSUED FOR SCOPE REVIEW
2	26.02.23	ISSUED FOR SCOPE
3	26.03.17	ISSUED FOR COORDINATION
4	26.03.27	ISSUED FOR TENDER

NOTES:

KEY PLAN:

CLIENT:
WATERLOO CATHOLIC DISTRICT SCHOOL BOARD

PROJECT:
RFT 2026-10 (+VG 22584)

ST. ANNE CES (Kitchener)
250 EAST AVENUE,
KITCHENER, ON
N2H 1Z4

ORIGINAL PAGE SIZE ARCH D - 24" x 36"
KEY TO DETAIL LOCATION:
A - DETAIL NO.
B - DETAIL NO. ORIGIN



A8.1

This design, drawings and related materials or writing (collectively "the Work" or "work") are protected by copyright and are the exclusive property of The Ventin Group Ltd. Any other use, including but not limited to reproduction, modification, distribution, sharing or use for any other purpose, is strictly prohibited without the express written consent of the copyright owner.

DOOR SCHEDULE