

Waterloo Region
District School Board

WINSTON CHURCHILL P.S. ROOF REPLACEMENT

100 MILFORD AVE. WATERLOO, ON.

MARTIN
SIMMONS
SWEERS

CONSULTANTS: **01** MARTIN SIMMONS SWEERS ARCHITECTS **04** DEI & ASSOCIATES
architect electrical engineer
02 WITZEL DYCE ENGINEERING
structural engineer
03 DEI & ASSOCIATES
mechanical engineer

ISSUED FOR TENDER
FEBRUARY 20, 2026

Project No. 25054

DRAWING INDEX:

Architectural Drawings

A000 COVER PAGE
A001 GENERAL NOTES, ABBREVIATIONS AND LEGENDS
A002 OBC MATRIX, LIFE-SAFETY PLAN AND SCHEDULES
A003 PHASING PLAN
A101 SITE PLAN
A201 EXISTING AND NEW FLOOR PLAN
A202 EXISTING AND NEW ROOF PLAN
A203 GROUND FLOOR REFLECTED CEILING PLAN
A301 ELEVATIONS
A302 ELEVATIONS
A303 ENLARGED ELEVATIONS
A401 BUILDING SECTIONS / SECTIONS / DETAILS
A701 CLASSROOM 7 & CLASSROOM 9 INTERIOR ELEVATIONS
A702 CLASSROOM 8 INTERIOR ELEVATIONS
A703 LIBRARY INTERIOR ELEVATIONS
A704 LIBRARY STORAGE & SENSORY ROOM INTERIOR ELEVATIONS
A705 ENLARGED WASHROOM PLAN, PLAN DETAILS, & FINISH DETAILS
A901 MILLWORK

Structural Drawings

S1.0 CONSTRUCTION NOTES & KEY PLAN
S2.0 PHASE ONE FRAMING PLAN BLOW-UP & DETAILS

Mechanical Drawings

M101 LEGENDS, SCHEDULES & DETAILS
M201 GROUND FLOOR PLAN DEMOLITION PLAN
M202 GROUND FLOOR PLAN RENOVATION PLAN

Electrical Drawings

E101 FIRST FLOOR KEYPLAN AND LEGEND
E201 FIRST FLOOR DEMOLITION PLANS
E301 FIRST FLOOR RENOVATION PLANS

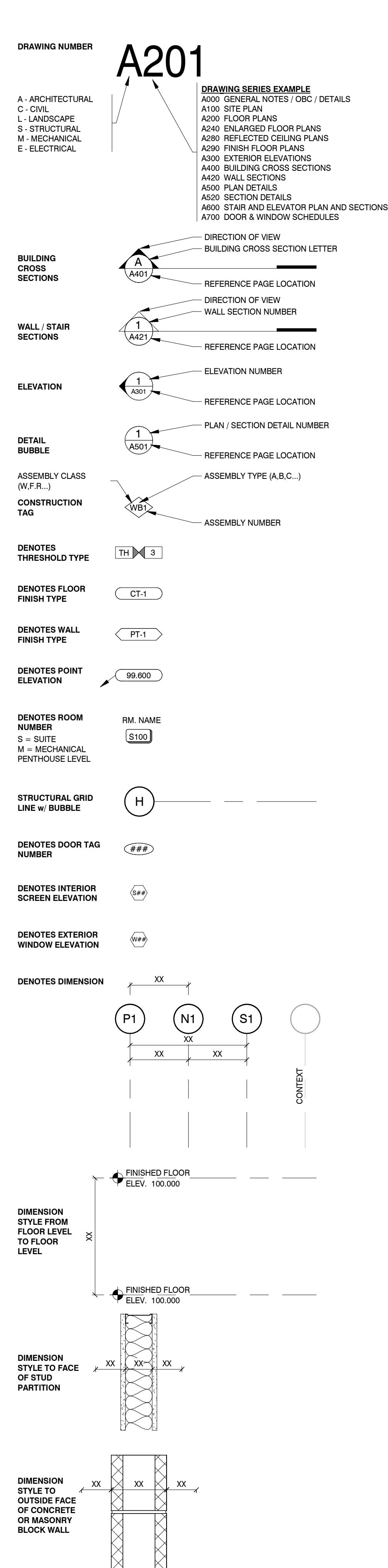
GENERAL NOTES:

- REFER TO COMPLETE SET OF ISSUED CONTRACT DOCUMENTS FOR APPLICABLE NOTES, ABBREVIATIONS, AND SYMBOLS.
- DO NOT SCALE THE DRAWING. IF DIMENSIONS ARE IN QUESTION - OBTAIN CLARIFICATION FROM THE ARCHITECT BEFORE CONTINUING.
- THE CONTRACTOR SHALL VERIFY ALL DIMENSIONS AND EXISTING CONDITIONS ON SITE AND SHALL REPORT ALL DISCREPANCIES TO THE CONSULTANT BEFORE PROCEEDING WITH THE WORK.
- FINISHED FLOOR ELEVATIONS ARE TO TOP OF CONCRETE SLAB UNLESS OTHERWISE NOTED.
- DRAWINGS ARE TO BE READ IN CONJUNCTION WITH THE CIVIL, LANDSCAPE, STRUCTURAL, MECHANICAL, ELECTRICAL DRAWINGS, GEOTECHNICAL AND ACOUSTICAL REPORTS.
- ALL MATERIAL AND WORKMANSHIP SHALL COMPLY WITH ALL APPLICABLE CANADIAN CONSTRUCTION STANDARDS AND THE ONTARIO BUILDING CODE (2024 AND AMENDMENTS).
- WORK SHALL BE PERFORMED IN A MANNER THAT WILL MINIMIZE THE INTERRUPTION OF ACCESS IN ALL AREAS AFFECTED BY CONSTRUCTION. EMERGENCY EXITING SHALL BE MAINTAINED AT ALL TIMES.
- ALL MATERIAL USED FOR CONSTRUCTION SHALL BE FREE OF DEFECTS. CONTRACTOR WILL BE RESPONSIBLE TO PATCH, REPAIR AND MAKE GOOD ALL AREAS AFFECTED BY THE WORK INCLUDING MECHANICAL AND ELECTRICAL PATCH AND REPAIRS.
- RESTOP AND SEAL ALL PENETRATIONS THROUGH RATED ASSEMBLIES EQUAL TO ASSEMBLY RATING.
- CONSTRUCTION TYPES ARE READ FROM TAG SIDE OF ASSEMBLY.
- ALL DIMENSIONS ARE TO FACE OF BLOCK AND FACE OF STUD UNLESS OTHERWISE NOTED.
- REFER TO ARCHITECTURAL DRAWINGS FOR WIDTH OF CONCRETE.
- REFER TO STRUCTURAL DRAWINGS FOR REINFORCING AND DEPTH TO FOOTING.
- ALL INTERIOR CONCRETE BLOCK PARTITIONS / WALLS TO EXTEND FULL HEIGHT TO U/S OF STRUCTURE UNLESS NOTED. PROVIDE FOR DEFLECTION GAP AS REQUIRED.
- PROVIDE BULLNOSE MASONRY BLOCK AT ALL EXPOSED CORNERS AND JAMBS.
- PROVIDE CHAMFERED CORNERS AT ALL EXPOSED CONCRETE EDGES.
- CONTROL JOINTS FOR WALLS CONSTRUCTED WITH GYPSUM BOARD AND METAL STUDS.
- CONTRACTOR TO COORDINATE ACCESS PANEL LOCATIONS w/ VALVES, SHUT-OFFS, CLEAN OUTS, JUNCTIONS, PULL BOXES, AND ALL OTHER FIXTURES DESIGNED BY MECHANICAL AND ELECTRICAL. ACCESS PANELS SHALL HAVE REQUIRED F.R.R. IN LOCATIONS WHERE THEY ARE PROVIDED IN RATED ASSEMBLIES - REFER TO OBC PLANS, MECHANICAL, AND ELECTRICAL DRAWINGS.
- REFER TO MECHANICAL AND ELECTRICAL DRAWINGS FOR EXACT LOCATION, SIZE AND QUANTITY OF SLEEVING FOR MECHANICAL AND ELECTRICAL SERVICES.
- BRACE BACK ALL SUSPENDED GYPSUM BOARD BULKHEADS AS REQUIRED.
- PAINT ALL EXPOSED STRUCTURE.
- PAINT GRILLES, WALL DIFFUSERS, ELECTRICAL PANELS, WALL MOUNTED BOXES, ACCESS PANELS, ETC, WHICH ARE EXPOSED IN FINISHED SPACES TO MATCH THE SURFACE ON WHICH THEY OCCUR.
- LIGHT FIXTURES NOT DIMENSIONED IN PLANS ARE TO BE EQUALLY SPACED WITHIN ROOM.
- REFER TO ELECTRICAL DRAWINGS FOR EXIT, EMERGENCY LIGHTS, SMOKE DETECTORS, AND SANCTUARY SPOT LIGHTS.
- ALIGN TRANSITION OF FLOOR MATERIAL WITH CENTER OF HINGE IN DOOR WAY FOR SWING DOORS INSIDE FACE OF WALL FOR SLIDING DOORS.
- FEATHER FLOOR AT ALL CHANGE IN MATERIAL TO ENSURE A LEVEL TRANSITION.
- ISOLATE DISSIMILAR METALS TO PREVENT GALVANIC CORROSION.
- SEALANTS EXPOSED IN VIEW SHALL BE CUSTOM COLOUR AS SELECTED BY THE ARCHITECT.

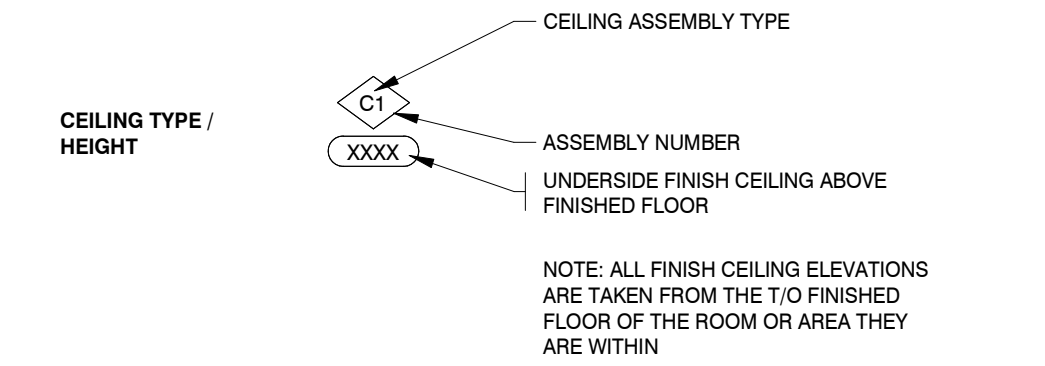
DRAWINGS ABBREVIATION LIST:

A	AIR CONDITIONING	I	INSIDE DIMENSION	V	VAPOUR BARRIER
AC	ACOUSTIC CEILING TILE	ID	INSULATION	VB	VINYL COMPOSITE TILE
AD	AREA DRAIN	INSUL	INSULATED HOLLOW METAL	VCT	VERTICAL
AFF	ABOVE FINISHED FLOOR	INSUL_HM		VEST	VESTIBULE
AFG	ABOVE FINISHED GRADE	J	JANITOR	VP	VOLUME
ALT	ALTERNATE	JT	JOINT	VP	VISION PANEL
ALUM	ALUMINIUM	K	KITCHEN	W	WITH
ANOD	ANODIZED	KIT	KICKPLATE	W/O	WITHOUT
ANP	ANNUNCIATOR PANEL	KP		WB	WHITE BOARD
AP	ACCESS PANEL	L	LAMINATE	WC	WATER CLOSET
ARCH	ARCHITECTURAL	LAV	LAVATORY	WD	WOOD
AVB	AIR / VAPOUR BARRIER	LS	LIGHT STANDARD	WH	WATER HEATER
AV	AUDIO / VISUAL	LSG	LAMINATED SAFETY GLASS	WR	WASHROOM
B	BOARD	LT	LIGHT WEIGHT		
BD	BUMPER GUARD	LP	LOW POINT		
BL	BOLLARD	LVR	LOUVER		
BLDG	BUILDING	M	MATERIAL		
BLK	BLOCK	MAX	MAXIMUM		
BSMT	BASEMENT	MDF	MEDIUM DENSITY FIBRE BOARD		
BTM	BOTTOM	MECH	MECHANICAL		
BF	BARRIER FREE	MED	MEDIUM		
C	CLEAR ANODIZED	MET	MEETING ROOM		
CA	CATCH BASIN	MEMB	MEMBRANE		
CB	CORNER GUARD	MEZZ	MEZZANINE		
CC	CENTRE TO CENTRE	MH	MAN-HOLE		
CCTV	CLOSED CIRCUIT TELEVISION	MIN	MINIMUM		
CG	CORNER GUARD	MISC	MISCELLANEOUS		
CJ	CONSTRUCTION JOINT	ML	MAGNETIC LOCK		
CL	CENTRE LINE	MTL	METAL		
CLG	CEILING	N	NOT IN CONTRACT		
CLR	COLOUR	NC	NUMBER		
CLOS	CLOSET	NTS	NOT TO SCALE		
CMP	COMPOSITE METAL PANEL	O	ON CENTRE		
CMU	CONCRETE MASONRY UNIT	OC	OUTSIDE DIMENSION		
CONT	CONTINUOUS	ODFC	OFFICE		
CONC	CONCRETE	OH	OVERHEAD		
COORD	COORDINATE	OWSJ	OPEN WEB STEEL JOIST		
CORR	CORRIDOR	P	PUSH BUTTON OPERATOR		
CPT	CARPET	PREC	PRECAST CONCRETE		
CR	CARD READER	POR	PORCELAIN TILE		
CRGL	CERAMIC LAMINATED FIRE-RATED GLASS - TEMPERATURE RISE	PERF	PERFORATED		
CT	CERAMIC TILE COMPLETE WITH CIVIL	PLAM	PLASTIC LAMINATE		
CW	CORNER	PLY	PLYWOOD		
D	DEGREE	PREFAB	PREFABRICATED		
DEMO	DEMOLISH	PREFIN	PREFINISHED		
DIA	DIAMETER	PT	PRESSURE TREATED		
DM	DIMENSION	PTD	PAPER TOWEL DISPENSER		
DMW	DOWN	PVC	POLYVINYL CHLORIDE		
DIV	DIVISION	Q	QUANTITY		
DN	DOWN	R	RUBBER BASE		
DT	DETAIL	RCP	REFLECTED CEILING PLAN		
DW	DISHWASHER DRAWING	RD	ROOF DRAIN		
E	ELEVATION	REIN	REINFORCED		
ELEV	ELECTRICAL	REQD	REQUIRED		
ELEC	ENCLOSED	REV	REVISED / REVISION		
ENCL	ELECTRICAL PANEL	RFE	RECESSED FIRE EXTINGUISHER		
EP	EQUAL	RHC	RECESSED HEATING CABINET		
EQ	EQUIPMENT	RM	ROOM		
ES	ELECTRICAL STRIKE	RO	ROUGH OPENING		
ETC	ET CETERA	RS	ROOF SCUPPER		
EXIST	EXISTING	RTU	ROOF TOP UNIT		
F	FLOW CONTROL ROOF DRAIN	RWL	RAIN WATER LEADER		
FCRD	FLOOR DRAIN	FF	ROLLER WINDOW SHADE		
FD	FIRE DEPARTMENT CONNECTION	S	SANITARY		
FDC	FIRE EXTINGUISHER	SAN	SOLID CORE WOOD		
FE	FIRE EXTINGUISHER CABINET	SCW	SCHEDULE		
FEC	FINISH FACE	SCH	SOAP DISPENSER		
FF	FIRE HYDRANT	SD	SECTION		
FH	FIRE HOSE CABINET	SECT	SECTION		
FHC	FINISH	SGL	SINGLE		
FIN	FLOOR	SGU	SEALED GLAZING UNIT		
FL	FACTORY PRIMED	SHT	SHEET		
FP	FIRE RESISTANCE RATING	SHWR	SHOWER		
FRR	FIRE SEPARATION	SIM	SIMILAR		
FS	FOOTING	SP	SPANDREL PANEL		
FTG	FURNITURE	SPC	SPEGRIFICATION		
FURN		SPK	SPEAKERS		
G	GALVE	SQ	SQUARE		
GA	GALVANIZED	SS	STAINLESS STEEL		
GALV	GLAZING	STL	STEEL		
GL	GYPSUM WALL BOARD	STD	STANDARD		
GWB	GEORGIAN WIRE GLASS	STG	STORAGE		
GWG		STM	STORM		
H	HOSE BIB	STRUCT	STRUCTURAL		
HB	HOLLOW CORE	SUSP	SUSPENDED		
HC	HARDWARE	T	TACTILE ATTENTION INDICATOR		
HDW	HOLLOW METAL	T&G	TONGUE AND GROOVED		
HM	HORIZONTAL	TEL	TELEPHONE		
HORIZ	HOUR	TEMP	TEMPORARY		
HR	HOLLOW STEEL SECTION	TG	TEMPERED GLAZING		
HSS	HEATER	TO	TOP OF		
HTR	HIGH POINT	TYP	TYPICAL		
HP	HEATING, VENTILATION, AIR CONDITIONING	U	UNEXCAVATED		
HWAC	HOT WATER	UNFIN	UNFINISHED		
HW		UR	URINAL		
		UIS	UNDERSIDE OF		


DRAWINGS SYMBOL LEGEND:



REFLECTED CEILING PLAN LEGEND:



HATCHING LEGEND:



3	20/02/16	ISSUED FOR TENDER
2	02/08/26	BUILDING PERMIT
1	01/12/25	SCHEMATIC DESIGN
NR	DATE	ISSUE

MARTIN SIMMONS SWEERS

200 - 113 Breithaupt Street
Kitchener, ON N2H 5G9
t 519.745.4754 f 519.745.0061

DO NOT SCALE THESE DRAWINGS. THE CONTRACTOR SHALL VERIFY ALL DIMENSIONS AND REPORT ANY ERRORS AND/OR OMISSIONS TO THE ARCHITECT / CONSULTANT BEFORE COMMENCING THE WORK.

THESE DRAWINGS ARE THE PROPERTY OF THE ARCHITECT / CONSULTANT AND ARE NOT TO BE DUPLICATED OR DISTRIBUTED WITHOUT CONSENT FROM THE ARCHITECT / CONSULTANT.



PROJECT
WINSTON CHURCHILL P.S.
ROOF REPLACEMENT

100 MILFORD AVE. WATERLOO, ON.

GENERAL NOTES, ABBREVIATIONS AND LEGENDS

DRAWN BY: CM
CHECKED BY: GP

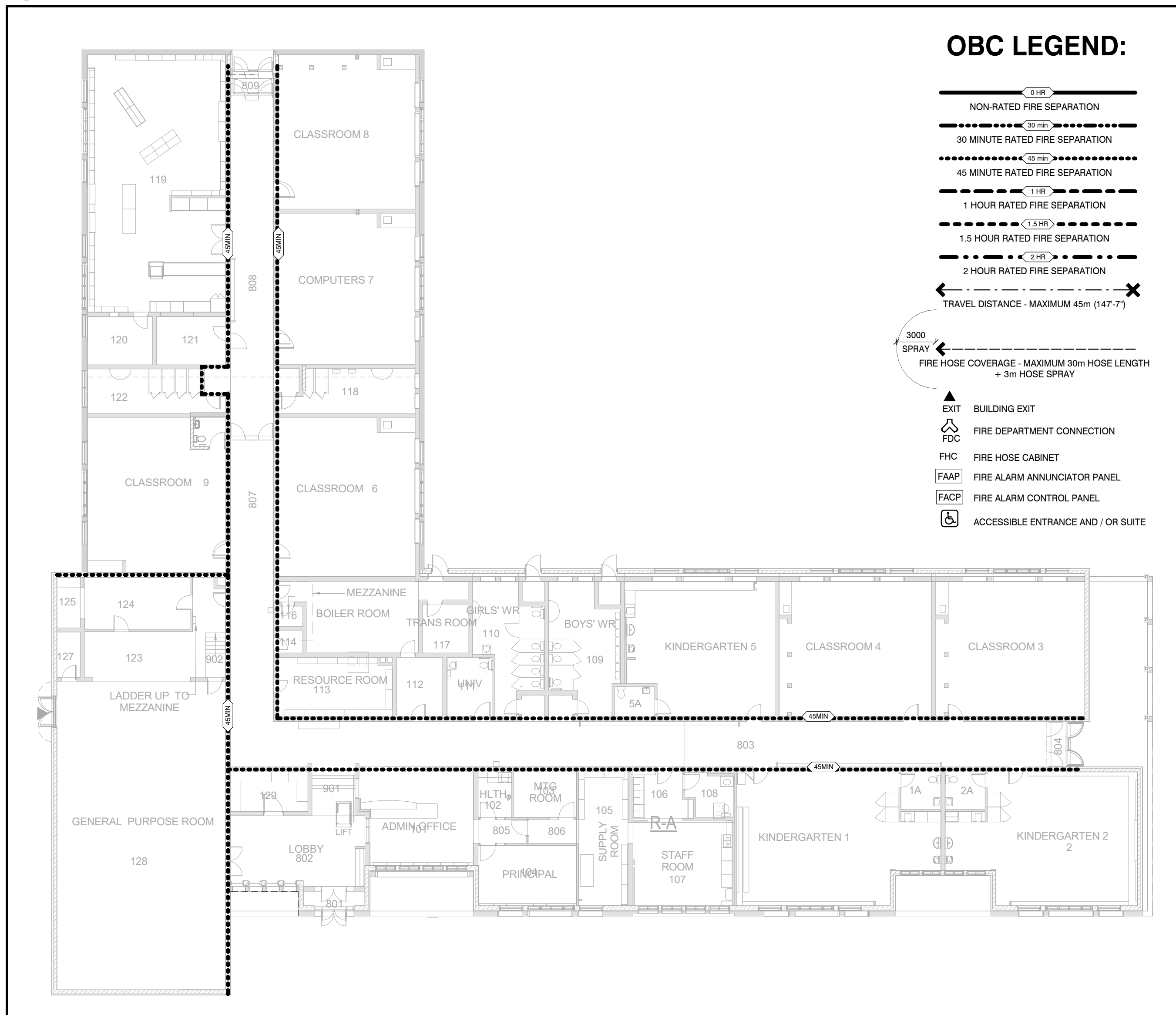
DATE: FEBRUARY 20, 2026

SCALE: AS NOTED
DRAWING NO: A001

PROJECT NO: 25054



2 KEYPLAN
 A002 1 : 1300



OBC LEGEND:

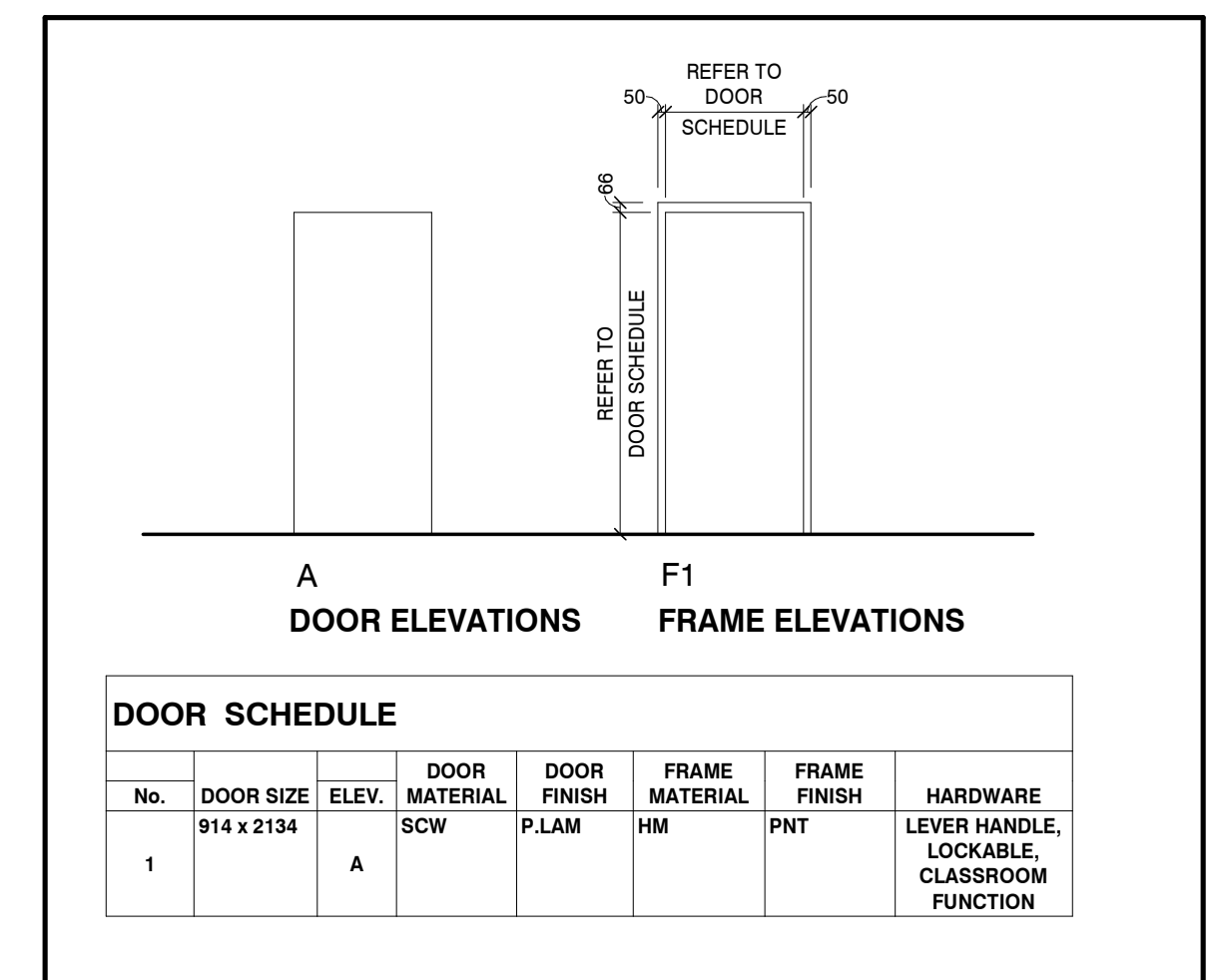
- 0 HR NON-RATED FIRE SEPARATION
- 30 MINUTE RATED FIRE SEPARATION
- 45 MINUTE RATED FIRE SEPARATION
- 1 HOUR RATED FIRE SEPARATION
- 1.5 HOUR RATED FIRE SEPARATION
- 2 HOUR RATED FIRE SEPARATION
- TRAVEL DISTANCE - MAXIMUM 45m (147'-7")
- 3000 SPRAY FIRE HOSE COVERAGE - MAXIMUM 30m HOSE LENGTH + 3m HOSE SPRAY
- EXIT BUILDING EXIT
- FDC FIRE DEPARTMENT CONNECTION
- FHC FIRE HOSE CABINET
- FAAP FIRE ALARM ANNUCIATOR PANEL
- FACP FIRE ALARM CONTROL PANEL
- ACCESSIBLE ENTRANCE AND / OR SUITE

1 LIFESAFETY PLAN
 A002 1 : 200

ROOM NO.	ROOM NAME	WALL FINISH	WALL BASE	FLOOR FINISH	CEILING FINISH	CEILING HEIGHT	COMMENTS
8	CLASSROOM	PNT - 2 COLOURS	100mm RUBBER	RESILIENT SHEET	NEW ACT / EXPOSED BEAMS	SLOPED	ONE ACCENT WALL. SAND AND RESTAIN EXISTING BEAMS. PAINT TO EXISTING DOOR FRAMES
7	CLASSROOM	PNT - 2 COLOURS	100mm RUBBER	RESILIENT SHEET	NEW ACT / EXPOSED BEAMS	SLOPED	ONE ACCENT WALL. SAND AND RESTAIN EXISTING BEAMS. PAINT TO EXISTING DOOR FRAMES
119	LIBRARY	PNT - 2 COLOURS	EXISTING	EXISTING	NEW ACT / EXPOSED BEAMS	SLOPED	ONE ACCENT WALL. SAND AND RESTAIN EXISTING BEAMS. PAINT TO EXISTING DOOR FRAMES
120	LIBRARY STORAGE	PNT - 2 COLOURS	EXISTING	EXISTING	NEW ACT	2438	ONE ACCENT WALL. NEW PAINT TO EXIST. DOOR FRAMES
121	SENSORY ROOM	PNT - 2 COLOURS	EXISTING	EXISTING	NEW ACT	2438	ONE ACCENT WALL. NEW PAINT TO EXIST. DOOR FRAMES
9	CLASSROOM	PNT - 2 COLOURS	EXISTING - REPLACE APPROX. 10METRES	EX. VCT MAKE GOOD/ASSUME 23M2 NEW VCT	MAKE GOOD EXP. STRUCTURE	-----	NEW PAINT TO EXP. STRUCTURE AS NEEDED. PAINT EXIST DOOR FRAME. ONE ACCENT WALL
102	CORRIDOR	PNT	EXISTING	EXISTING	NEW ACT/GYP. BLKHEAD	2642	PAINT TO EXIST. DOOR FRAMES
101	VESTIBULE	PNT	EXISTING	EXISTING	NEW ACT	2750	PAINT TO EXIST. DOOR FRAMES
9A	W.R.	PNT / WALL TILE	125 COVE TILE BASE	CERAMIC / PORCELAIN TILE	NEW ACT	2438	PAINT TO DOOR FRAMES

NEW WALL, CEILING AND ROOF ASSEMBLIES

TAG	DIAGRAM	DESCRIPTION
CA1		823A ARMSTRONG CEILING TILE 610 X 1220 IN NEW PRELUDE GRID. CEILING TO SLOPE WITH EXISTING BEAMS WHERE NOTED
RA1		NEW ROOF CONSTRUCTION -ROOF MEMBRANE -COVERBOARD -175 THICK POLYISOCYANURATE -VAPOUR RETARDER -18 GYPSUM TYPE X UNDERLAY BOARD -76 STEEL DECK
WB1		NEW CONCRETE MASONRY WALL 190mm CONCRETE MASONRY BLOCK. SEE STRUCTURAL DWGS. FOR REINFORCING WALL TO EXTEND TO U/S OF DECK
WS1		PIPE CHASE WALL CONSTRUCTION 16mm GYPSUM BOARD 42mm STEEL STUDS WALL TO EXTEND TO U/S OF DECK



Name of Practice:	Name of Project:	Location:	Contact:	Date:
Martin Simmons Sweets Architects 200 - 113 Breithaupt Street Kitchener, ON, N2H 5G9	WINSTON CHURCHILL ROOF REPLACEMENT	100 MILFORD AVE. WATERLOO, ON N2L 3Z3	GREG PICCINI	FEB 2026
Ontario Building Code Data Matrix Part 11				
Building Code Version:	O. Reg. 163/24	Last Amendment	0 Reg 5/25	OBC Reference Part 11
1 Project Type:	<input type="checkbox"/> Addition <input checked="" type="checkbox"/> Basic Renovation <input type="checkbox"/> Change of Use <input type="checkbox"/> Addition and Renovation			[A] 1.3.3.3B.
2 Major Occupancy Classification:	Occupancy A2	Use Elementary School		3.1.2.1.(1), 2.1.4.1.(1), and 11.2.1.
3 Superimposed Major Occupancies:	<input checked="" type="checkbox"/> No <input type="checkbox"/> Yes			11.2, 3.2.2.5. to 3.2.2.8., and 2.2.1.
6 Number of Streets/ Firefighter access:	Existing Conditions			3.2.2.10, 3.2.5, 2.2.4.1., and 11.3.
7 Building Size:	<input type="checkbox"/> Small <input type="checkbox"/> Medium <input checked="" type="checkbox"/> Large <input type="checkbox"/> > Large			11.2.1.1., and T.11.2.1.1.B-N.
8 Existing Building Classification:	Change in Major Occupancy: <input type="checkbox"/> Yes <input checked="" type="checkbox"/> Not Applicable (no change of major occupancy) Construction Index: N/A Hazard Index: N/A Importance Category: <input type="checkbox"/> Low <input checked="" type="checkbox"/> Normal <input type="checkbox"/> High <input type="checkbox"/> Post-disaster			10.1.1.2., 11.2.1.1., T.11.2.1.1.A, T.11.2.1.1.B to N, 4.1.2.1.(3), 2.3.1., and 5.2.2.1.(2)
9 Renovation type:	<input checked="" type="checkbox"/> Basic Renovation <input type="checkbox"/> Extensive Renovation			11.3.3.1, 11.3.3.2.
10 Occupant Load:	NO CHANGES			3.1.17, 2.1.2.2., and 11.4.2.2.
11 Plumbing Fixture Requirements:	NO CHANGES TO OCCUPANT LOAD NO CHANGES TO 3.7.4 REQUIREMENTS ONE NEW SINK AND TOILET ADDED			3.7.4., 11.3.4., 11.3.5, 11.4.2.4., and 11.4.2.5.
12 Barrier-free Design:	NOT APPLICABLE - NO CHANGES			11.3.1.2., 11.3.2., 11.3.3.2.
13 Reduction in Performance Level:	Structural: <input checked="" type="checkbox"/> No <input type="checkbox"/> Yes By increase in occupant load: <input checked="" type="checkbox"/> No <input type="checkbox"/> Yes By change of major occupancy: <input checked="" type="checkbox"/> No <input type="checkbox"/> Yes Plumbing: <input checked="" type="checkbox"/> No <input type="checkbox"/> Yes Sewage-systems: <input checked="" type="checkbox"/> No <input type="checkbox"/> Yes Extension of combustible construction: <input checked="" type="checkbox"/> No <input type="checkbox"/> Yes			11.4.2.1., 11.4.2.2., 11.4.2.3., 11.4.2.4., 11.4.2.5., 11.4.2.6.
14 Compensating Construction:	<input checked="" type="checkbox"/> Not Required <input type="checkbox"/> Yes			11.4.3.1.
15 Compliance Alternatives Proposed:	<input checked="" type="checkbox"/> No <input type="checkbox"/> Yes			11.5.1.
16 Notes:				


- 3 20/02/16 ISSUED FOR TENDER
- 2 02/06/26 BUILDING PERMIT
- 1 01/12/25 SCHEMATIC DESIGN

MARTIN SIMMONS SWEETS

200 - 113 Breithaupt Street
 Kitchener, ON N2H 5G9
 t 519.745.4754 f 519.745.0061

DO NOT SCALE THESE DRAWINGS. THE CONTRACTOR SHALL VERIFY ALL DIMENSIONS AND REPORT ANY ERRORS AND/OR OMISSIONS TO THE ARCHITECT / CONSULTANT BEFORE COMMENCING THE WORK.

THESE DRAWINGS ARE THE PROPERTY OF THE ARCHITECT / CONSULTANT AND ARE NOT TO BE DUPLICATED OR DISTRIBUTED WITHOUT CONSENT FROM THE ARCHITECT / CONSULTANT.



PROJECT
 WINSTON CHURCHILL P.S.
 ROOF REPLACEMENT

100 MILFORD AVE. WATERLOO, ON.

DRAWING
 OBC MATRIX,
 LIFE-SAFETY PLAN
 AND SCHEDULES

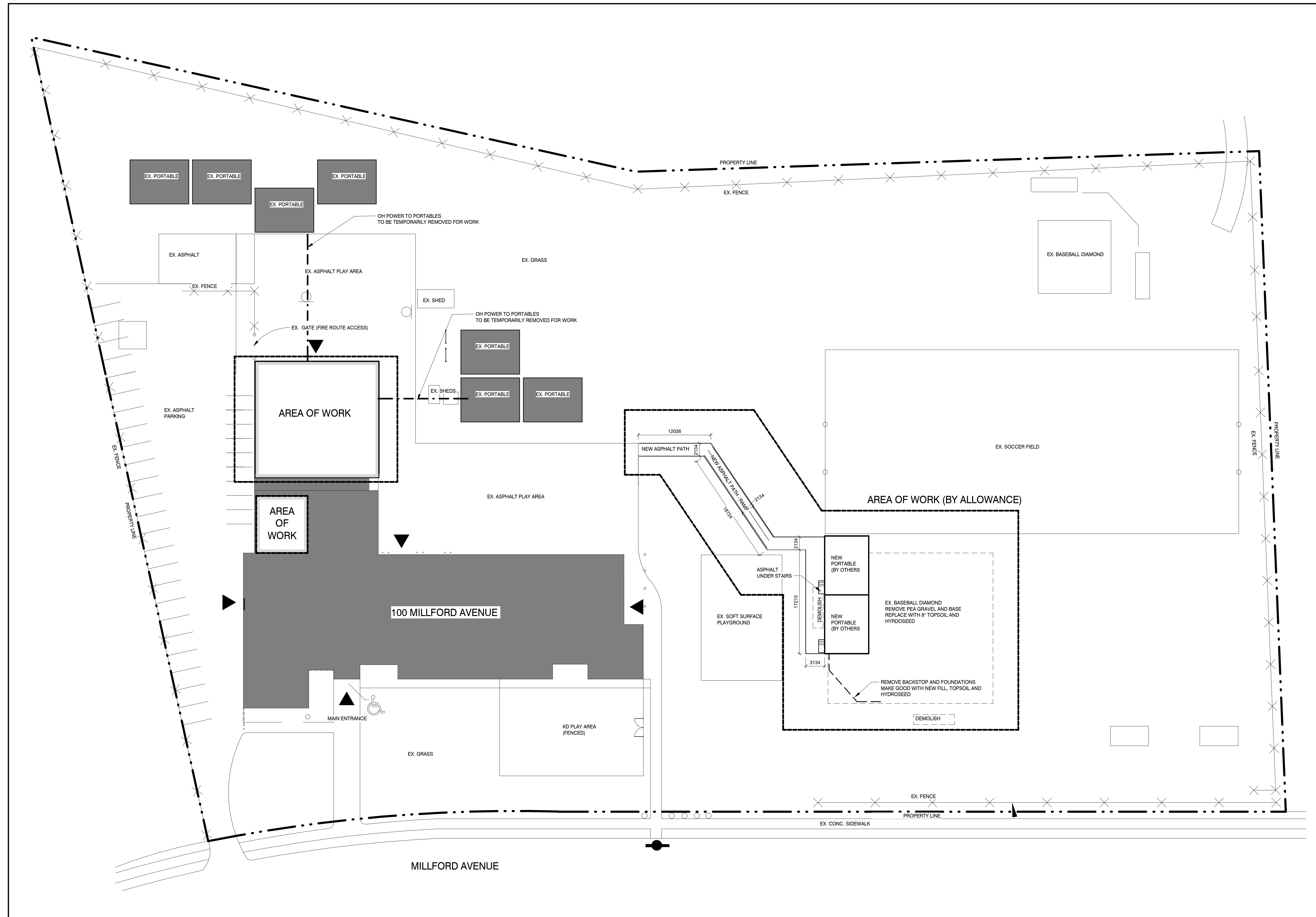
DRAWN BY CM CHECKED BY GP

DATE FEBRUARY 20, 2026

SCALE AS NOTED DRAWING NO.

PROJECT NO. A002
 25054

All references are to Division B of the OBC unless Preceded by [A] for Division A and [C] for Division C.



3	20/02/16	ISSUED FOR TENDER
2	02/06/26	BUILDING PERMIT
1	01/12/25	SCHEMATIC DESIGN
№	DATE	ISSUE

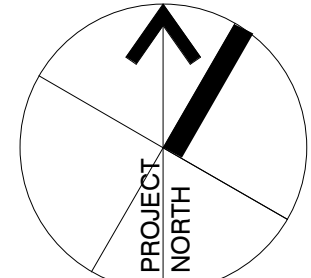
**MARTIN
SIMMONS
SWEERS**

200 - 113 Breithaupt Street
Kitchener, ON N2H 5G9
t 519.745.4754 f 519.745.0061

DO NOT SCALE THESE DRAWINGS. THE CONTRACTOR SHALL VERIFY ALL DIMENSIONS AND REPORT ANY ERRORS AND/OR OMISSIONS TO THE ARCHITECT / CONSULTANT BEFORE COMMENCING THE WORK.
THESE DRAWINGS ARE THE PROPERTY OF THE ARCHITECT / CONSULTANT AND ARE NOT TO BE DUPLICATED OR DISTRIBUTED WITHOUT CONSENT FROM THE ARCHITECT / CONSULTANT.

ONTARIO ASSOCIATION
OF ARCHITECTS

20 FEBRUARY 2026
GREG PICCINI
LICENCE
8860



PROJECT
NORTH

PROJECT
**WINSTON CHURCHILL P.S.
ROOF REPLACEMENT**

100 MILFORD AVE. WATERLOO, ON.

DRAWING

SITE PLAN

DRAWN BY: **CM** CHECKED BY: **GP**

DATE: **FEBRUARY 20, 2026**

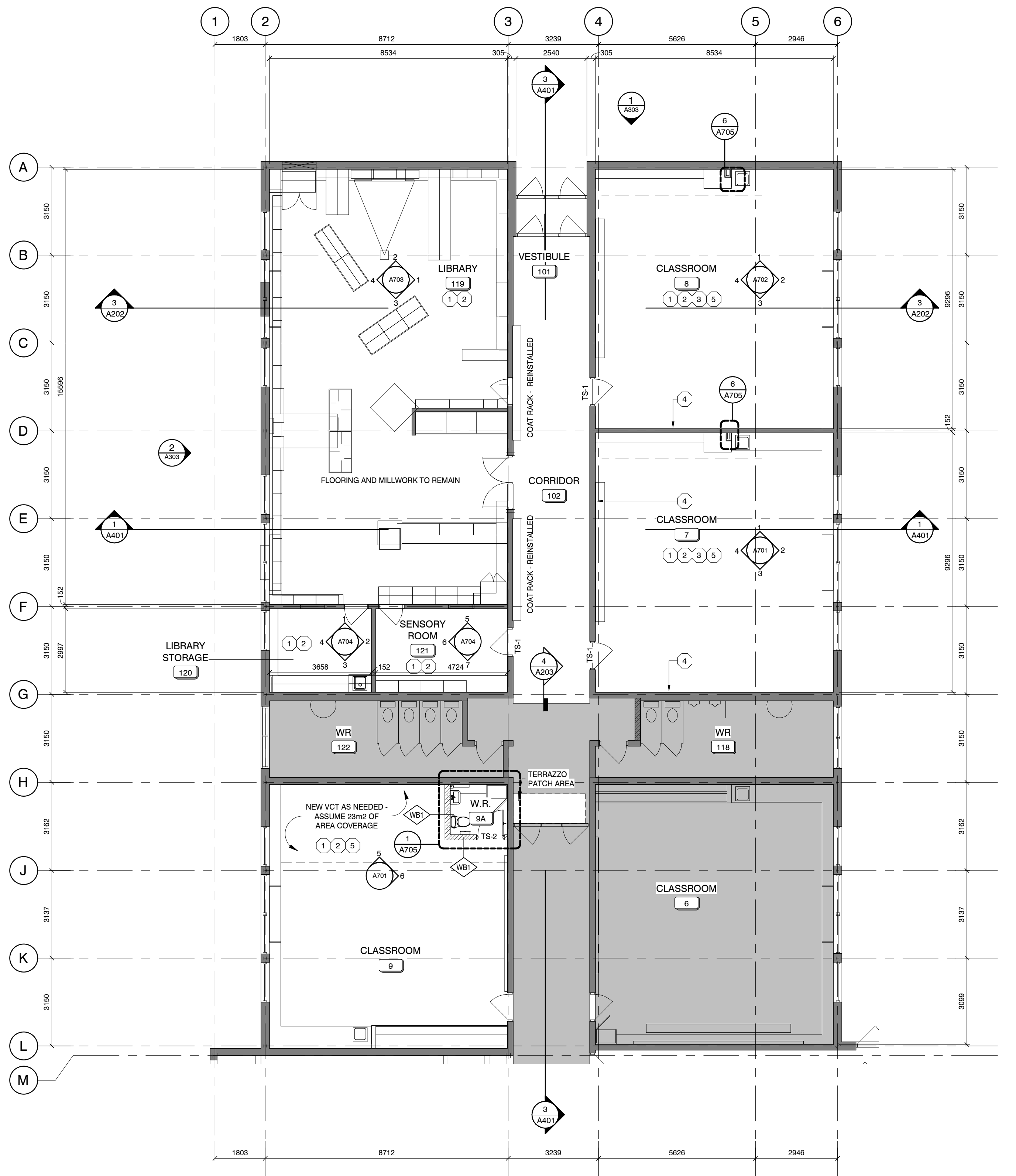
SCALE: **1 : 300** DRAWING №: **A101**

PROJECT №: **25054**

FLOOR PLAN NOTES:

- 1 NEW PAINT TO WALLS
 - 2 NEW PAINT TO DOORS & FRAMES
 - 3 NEW FLOORING - RESILIENT SHEET, NEW MILLWORK
 - 4 REPLACE CHALKBOARD(S) WITH WHITEBOARD(S)
 - 5 NEW MILLWORK TO ROOM - SEE ROOM ELEVATIONS
- TS-1 & TS-2 SEE PAGE A705 FOR TRANSITION DETAILS

GENERAL NOTES - FOR WALLS - FILL ALL EXISTING HOLES, MAKE GOOD WALLS PRIOR TO FINISHING ROOMS.



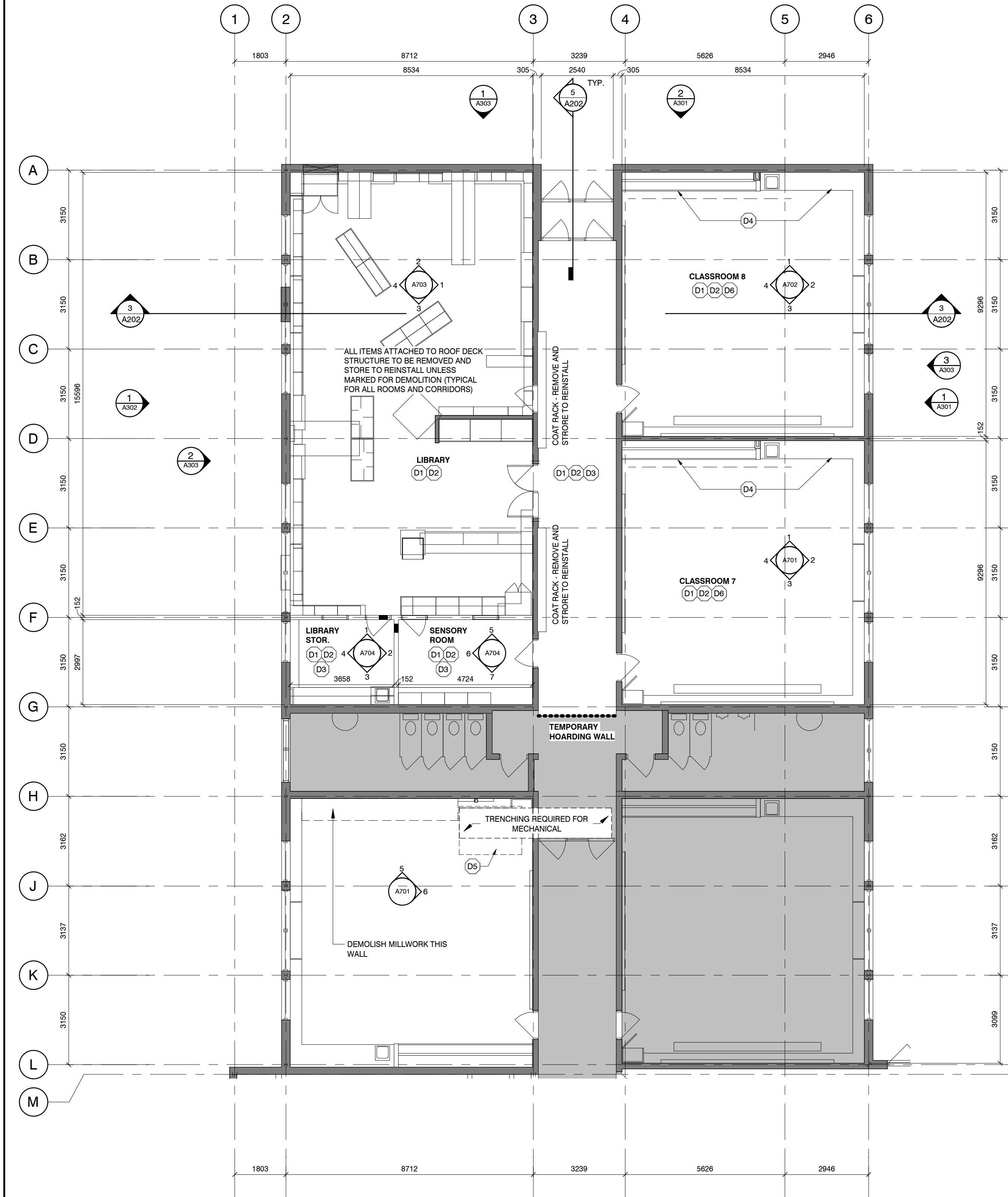
2 ENLARGED PARTIAL GROUND FLOOR PLAN
A201 1:100

DEMOLITION NUMBERED NOTES:

- D1 PROTECT EXISTING FLOORING & CABINETS WITH TYPE 3 ABATEMENT ENCLOSURES. PROVIDE PLYWOOD OVER FLOOR
- D2 REMOVE ALL WALL MOUNTED ITEMS AND STORE FOR REINSTATEMENT
- D3 DEMO CEILING
- D4 DEMO CLOSET AREA DEMOLISH SINK AND MILLWORK
- D5 DEMO TO FACILITATE NEW W.R.
- D6 DEMOLISH ALL MILLWORK

DEMOLITION GENERAL NOTES:

1. PROTECT WALLS AND FIXED EQUIPMENT WITH LVL 3 ABATEMENT ENCLOSURES.
2. COVER ANY UNMOVABLE FLOOR MOUNTED ITEMS THAT ARE NOT MARKED TO BE DEMOLISHED WITH PLYWOOD AND 2X4 FRAME BOXES.
3. 3/4" PLYWOOD PROTECTION TO FLOOR.
4. REMOVE ROOF FINISH, AND STRUCTURE SECTION BY SECTION, AND REROOF.
5. BUILDING TO BE WATERTIGHT AT ALL TIMES DURING ROOF REPLACEMENT.
6. REVIEW PHASING DRAWING.
7. ALL DIMENSIONS APPROXIMATE. SITE VERIFICATION REQUIRED.



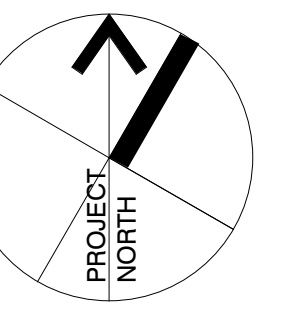
1 ENLARGED PARTIAL GROUND FLOOR DEMOLITION PLAN
A201 1:100

3	20/02/16	ISSUED FOR TENDER
2	02/06/26	BUILDING PERMIT
1	01/12/25	SCHEMATIC DESIGN
№	DATE	ISSUE

MARTIN
SIMMONS
SWEERS

200 - 113 Breithaupt Street
Kitchener, ON N2H 5G9
t 519.745.4754 f 519.745.0061

DO NOT SCALE THESE DRAWINGS. THE CONTRACTOR SHALL VERIFY ALL DIMENSIONS AND REPORT ANY ERRORS AND/OR OMISSIONS TO THE ARCHITECT/CONSULTANT BEFORE COMMENCING THE WORK.
THESE DRAWINGS ARE THE PROPERTY OF THE ARCHITECT/CONSULTANT AND ARE NOT TO BE DUPLICATED OR DISTRIBUTED WITHOUT CONSENT FROM THE ARCHITECT/CONSULTANT.



PROJECT
WINSTON CHURCHILL P.S.
ROOF REPLACEMENT

100 MILFORD AVE. WATERLOO, ON.

DRAWING
EXISTING AND NEW
FLOOR PLAN

DRAWN BY
CM

CHECKED BY
GP

DATE
FEBRUARY 20, 2026

SCALE
As indicated

DRAWING №

PROJECT №
25054

A201

RCP GENERAL NOTES:


- COORDINATE LIGHTING, DUCTING, FIXTURES AND ALL DEVICES WITH MECHANICAL AND ELECTRICAL DRAWINGS.
- FOR EXACT LOCATION, SIZE AND QUANTITY OF OPENINGS FOR MECHANICAL AND ELECTRICAL SERVICES REFER TO MECHANICAL AND ELECTRICAL DRAWINGS.
- LIGHTING CENTERED WITH-IN ROOM UNLESS NOTED OTHERWISE.
- VANITY LIGHTING IN BATHROOMS TO BE CENTERED OVER SINK UNLESS NOTED OTHERWISE
- DIFFUSERS CENTERED OVER WINDOWS/DOOR UNLESS NOTED OTHERWISE
- REFER TO DRAWING A202 FOR ADDITIONAL FIRE RESISTANCE RATING AND STC RATING INFORMATION.
- ALL WALL TYPES TO EXTEND TO UNDERSIDE OF STRUCTURE / DECK UNLESS OTHERWISE NOTED.
- BRACE BACK ALL SUSPENDED GYPSUM BOARD BULKHEADS AS REQUIRED.
- ALL CEILINGS ARE TO BE PAINTED UNLESS OTHERWISE NOTED.
- ALL CEILING DEVICES / GRILLES TO MATCH CEILING PAINT COLOUR.
- ALL FINISHED CEILING ELEVATIONS ARE TAKEN FROM T/O FINISHED FLOOR OF THE ROOM OR AREA THEY ARE WITHIN.
- FIXTURES NOT DIMENSIONED IN PLAN ARE TO BE EQUALLY SPACED WITHIN ROOM.
- POT LIGHTS TO BE CENTERED IN WIDTH AND / OR LENGTH OF CEILING TILE WHERE NO DIMENSION IS PROVIDED.
- REFER TO ELECTRICAL DRAWINGS FOR EXIT, EMERGENCY LIGHTS AND SMOKE DETECTORS.

RCP NOTES:

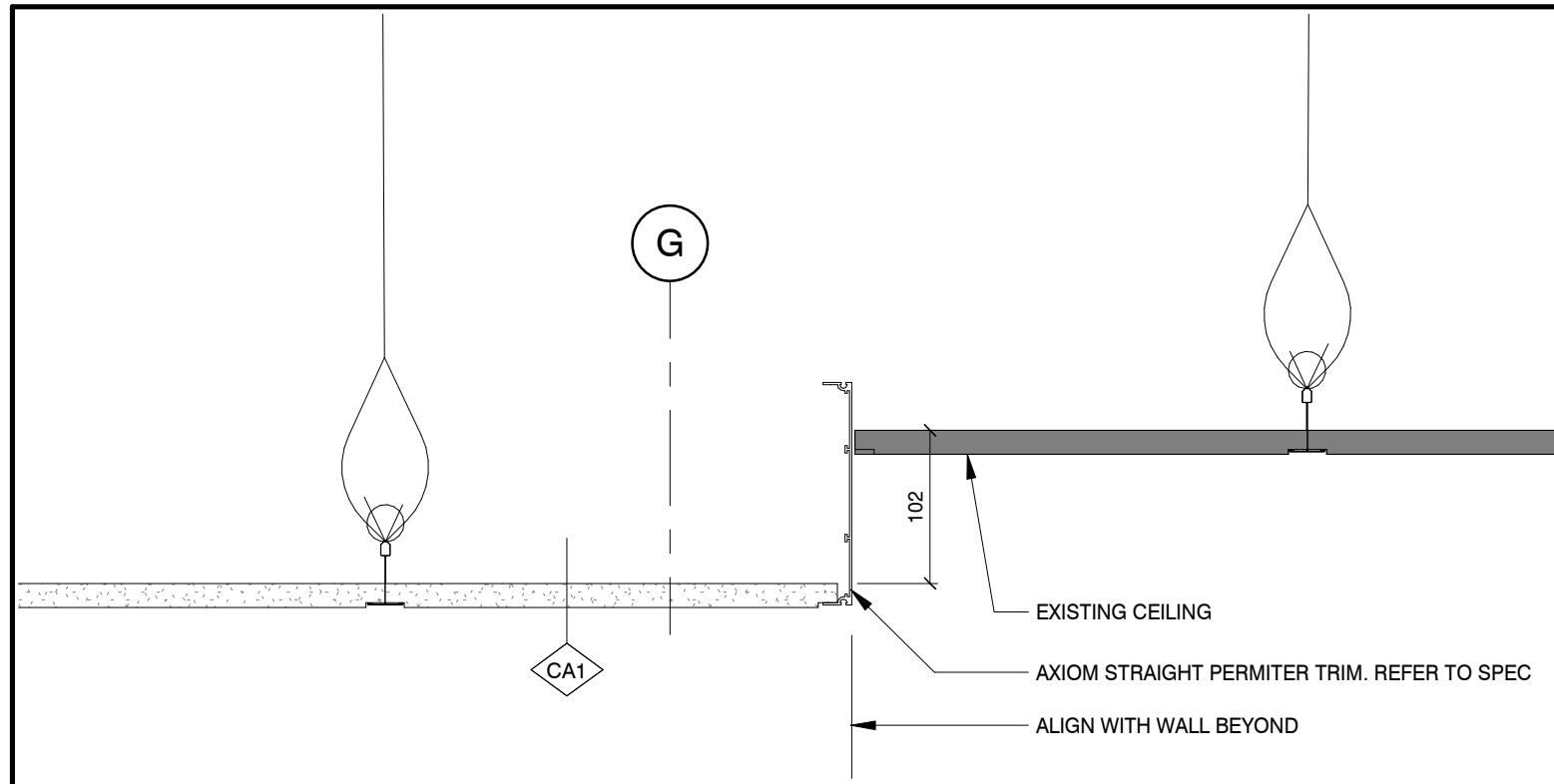
- NEW TBAR AND GRID
- PATCH, SAND AND STAIN TO MATCH EXISTING BEAMS
- EXISTING PROJECTOR, REINSTALLED IN SAME PLACE

REFLECTED CEILING LEGEND:

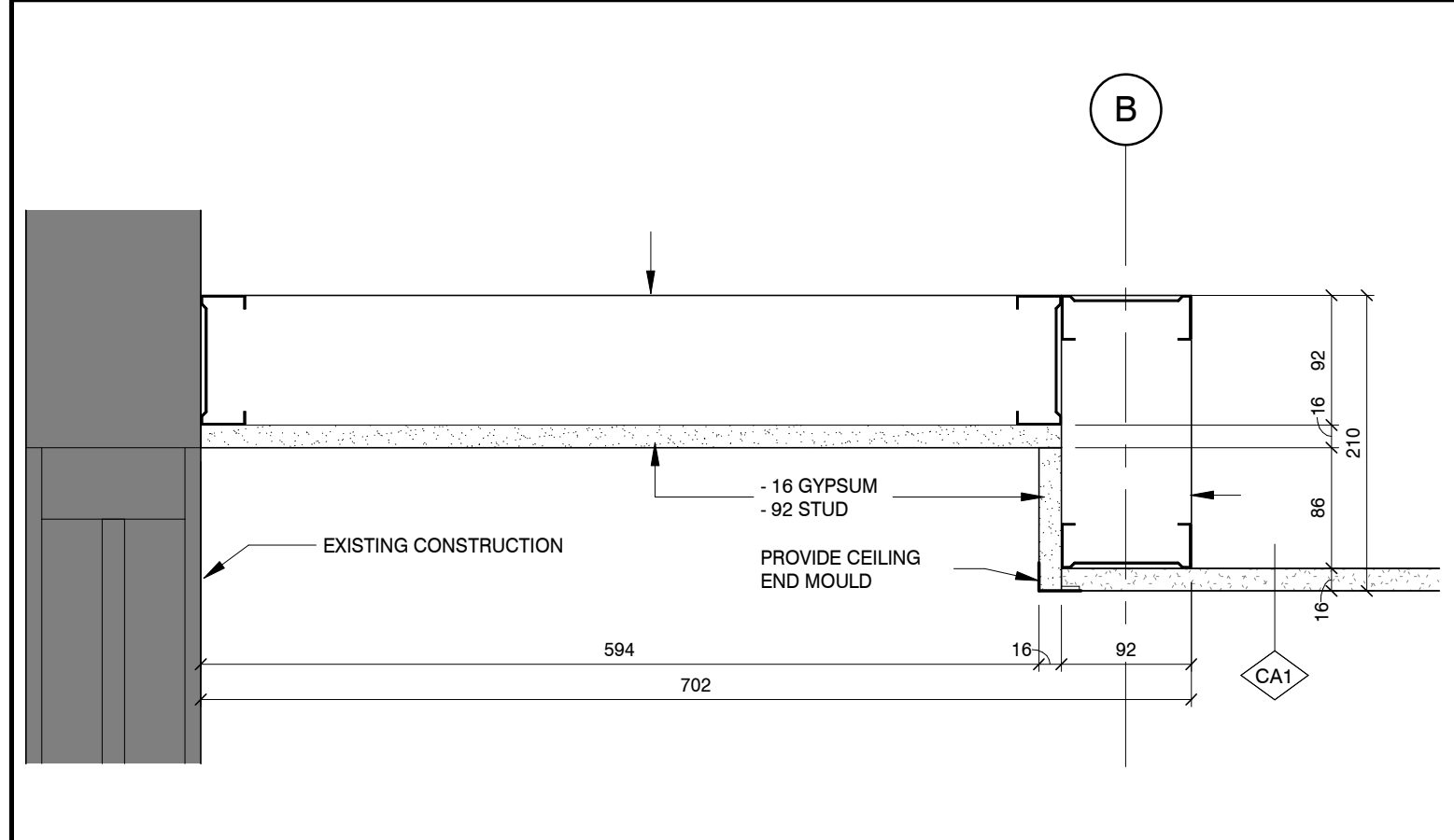
- DENOTES SUSPENDED LIGHT FIXTURE. REFER TO ELECTRICAL
- DENOTES DIFFUSER. REFER TO MECHANICAL



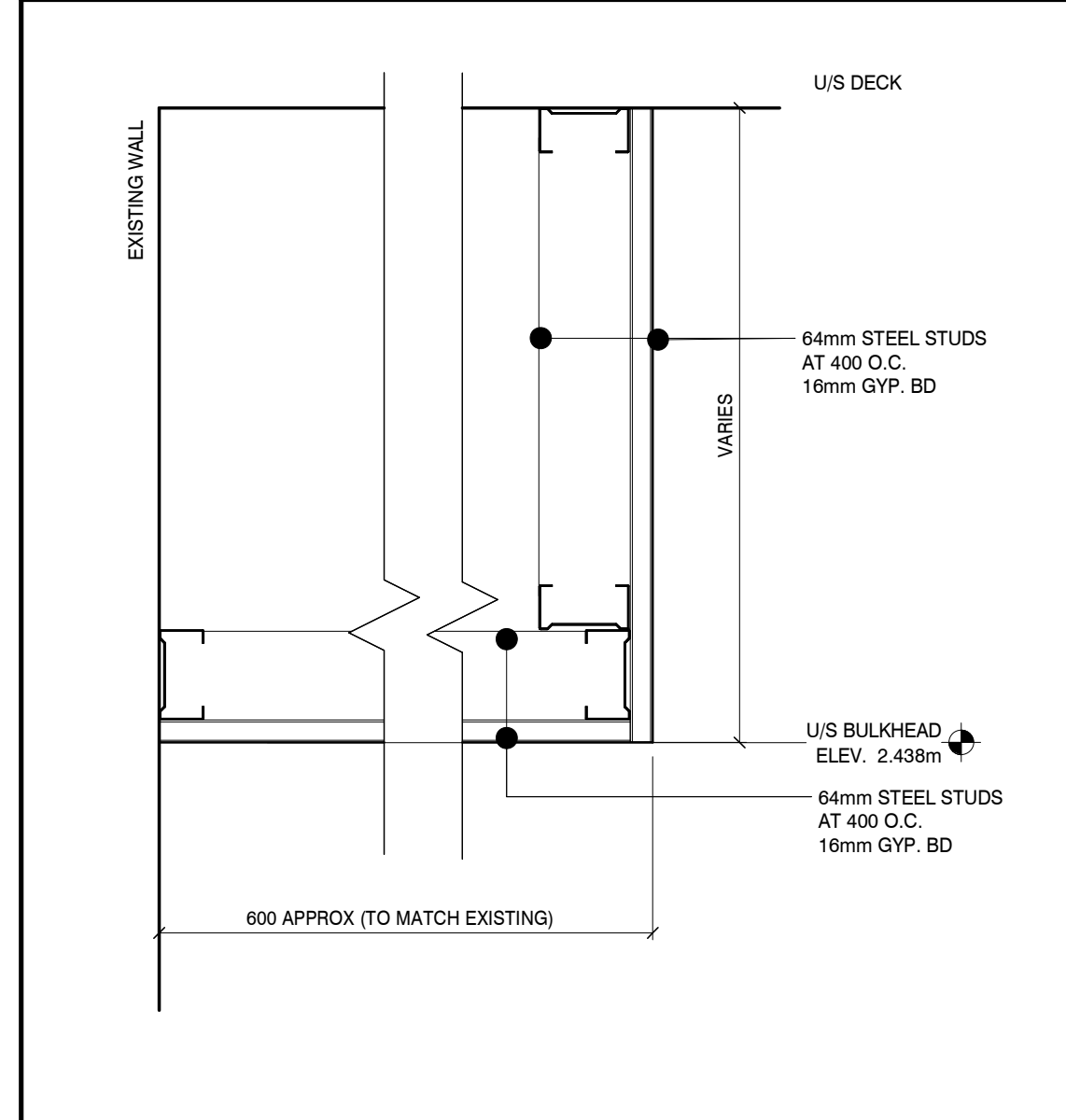
1 GROUND FLOOR REFLECTED CEILING PLAN
A203 1:100



4 NEW CORRIDOR CEILING AT EXISTING
A203 1:5



2 CEILING AT VESTIBULE
A203 1:5




3 GYPSUM BULKHEAD
A203 1:5

3	20/02/16	ISSUED FOR TENDER
2	02/06/26	BUILDING PERMIT
1	01/12/25	SCHEMATIC DESIGN
№	DATE	ISSUE

MARTIN SIMMONS SWEERS

200 - 113 Breithaupt Street
Kitchener, ON N2H 5G9
t 519.745.4754 f 519.745.0061

DO NOT SCALE THESE DRAWINGS. THE CONTRACTOR SHALL VERIFY ALL DIMENSIONS AND REPORT ANY ERRORS AND/OR OMISSIONS TO THE ARCHITECT / CONSULTANT BEFORE COMMENCING THE WORK.
THESE DRAWINGS ARE THE PROPERTY OF THE ARCHITECT / CONSULTANT AND ARE NOT TO BE DUPLICATED OR DISTRIBUTED WITHOUT CONSENT FROM THE ARCHITECT / CONSULTANT.

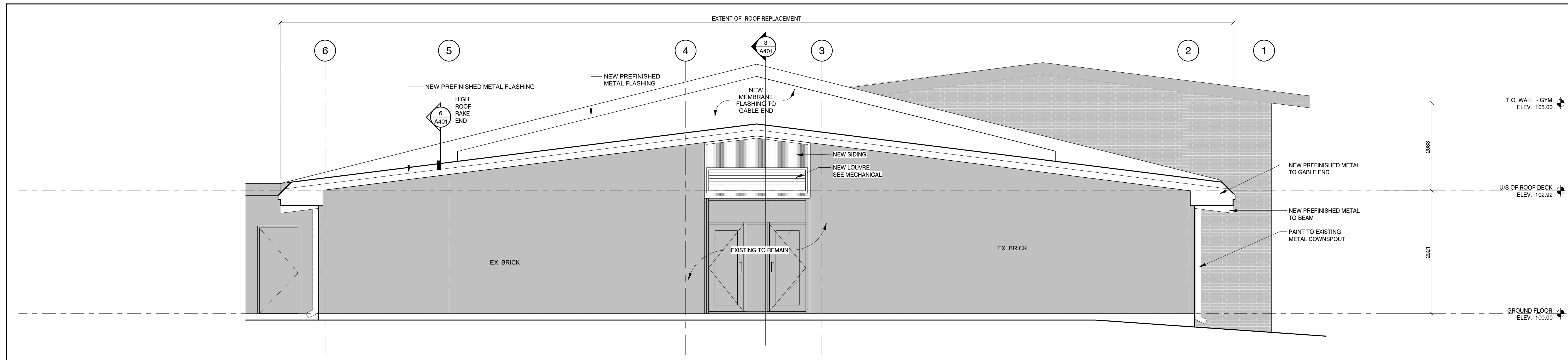


PROJECT
**WINSTON CHURCHILL P.S.
ROOF REPLACEMENT**

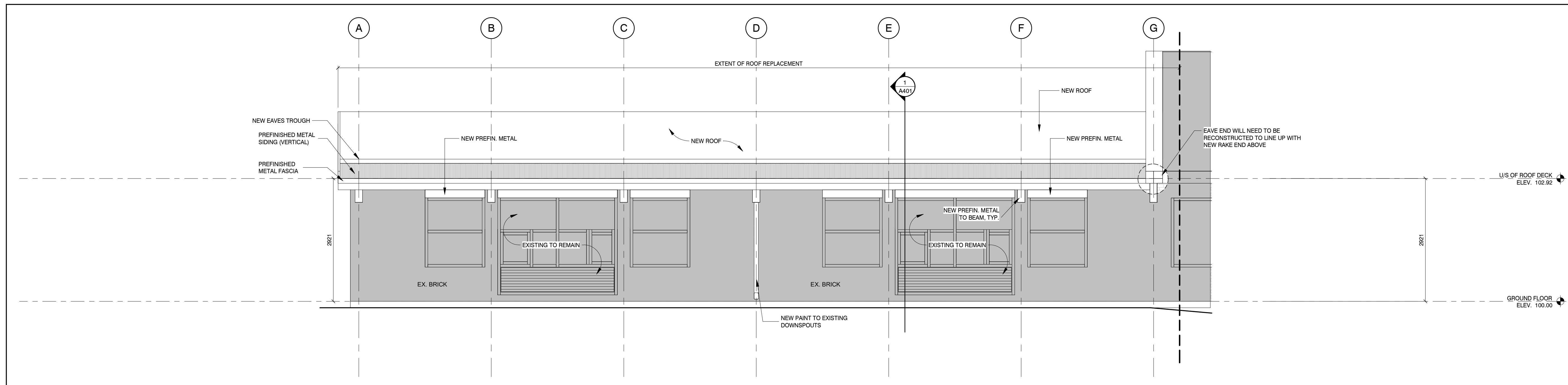
100 MILFORD AVE. WATERLOO, ON.

DRAWING
**GROUND FLOOR
REFLECTED CEILING
PLAN**

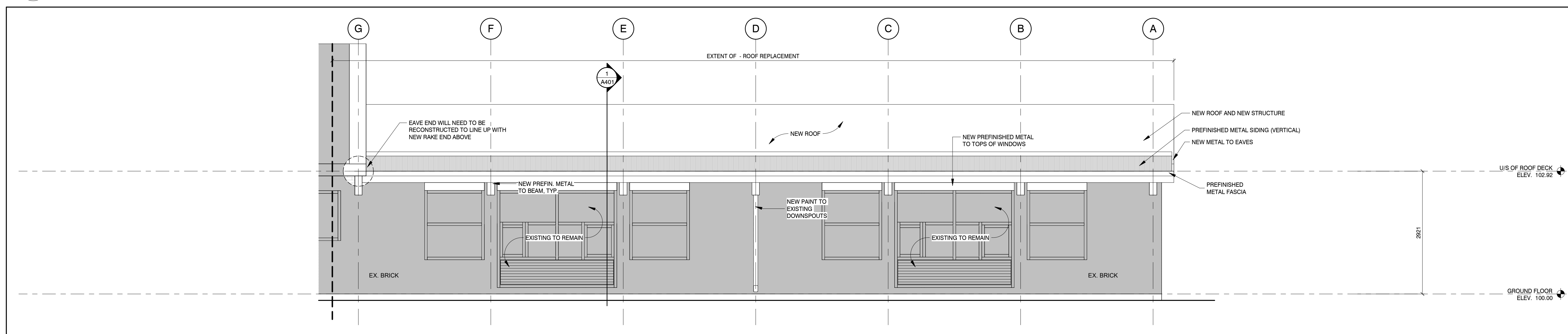
DRAWN BY: CM
CHECKED BY: GP
DATE: FEBRUARY 20, 2026
SCALE: As indicated
DRAWING №: A203
PROJECT №: 25054



1 NORTH ELEVATION
A303 1:50



2 WEST ELEVATION
A303 1:50



3 EAST ELEVATION
A303 1:50

3	20/02/16	ISSUED FOR TENDER
2	02/06/26	BUILDING PERMIT
1	01/12/25	SCHEMATIC DESIGN
№	DATE	ISSUE

**MARTIN
SIMMONS
SWEERS**

200 - 113 Breithaupt Street
Kitchener, ON N2H 5G9
t 519.745.4754 f 519.745.0061

DO NOT SCALE THESE DRAWINGS. THE CONTRACTOR SHALL VERIFY ALL DIMENSIONS AND REPORT ANY ERRORS AND/OR OMISSIONS TO THE ARCHITECT / CONSULTANT BEFORE COMMENCING THE WORK.
THESE DRAWINGS ARE THE PROPERTY OF THE ARCHITECT / CONSULTANT AND ARE NOT TO BE DUPLICATED OR DISTRIBUTED WITHOUT CONSENT FROM THE ARCHITECT / CONSULTANT.



PROJECT
**WINSTON CHURCHILL P.S.
ROOF REPLACEMENT**

100 MILFORD AVE. WATERLOO, ON.

DRAWING
**ENLARGED
ELEVATIONS**

DRAWN BY
CM

CHECKED BY
GP


DATE
FEBRUARY 20, 2026

SCALE
AS NOTED

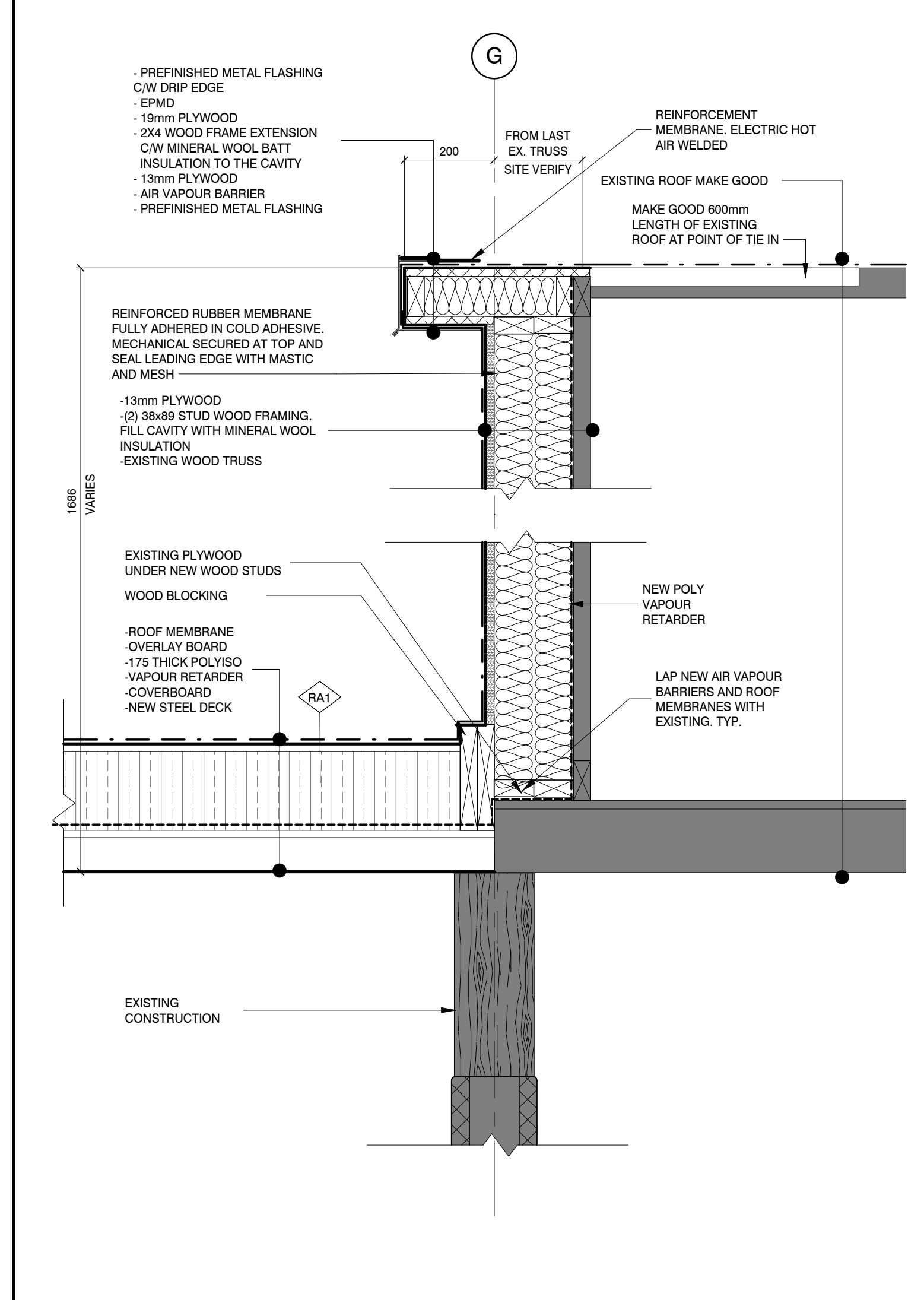
DRAWING №

PROJECT №
A303

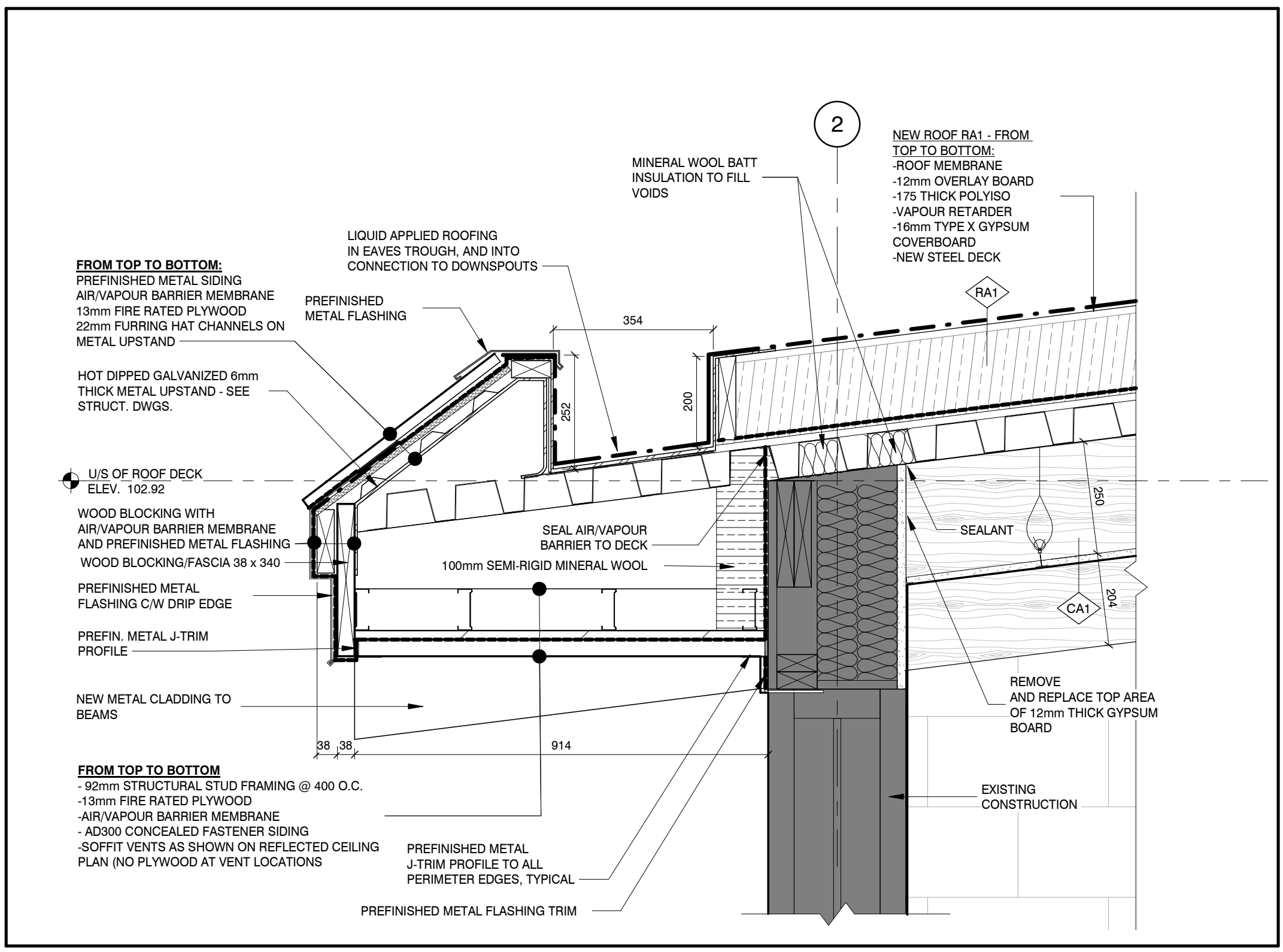
25054



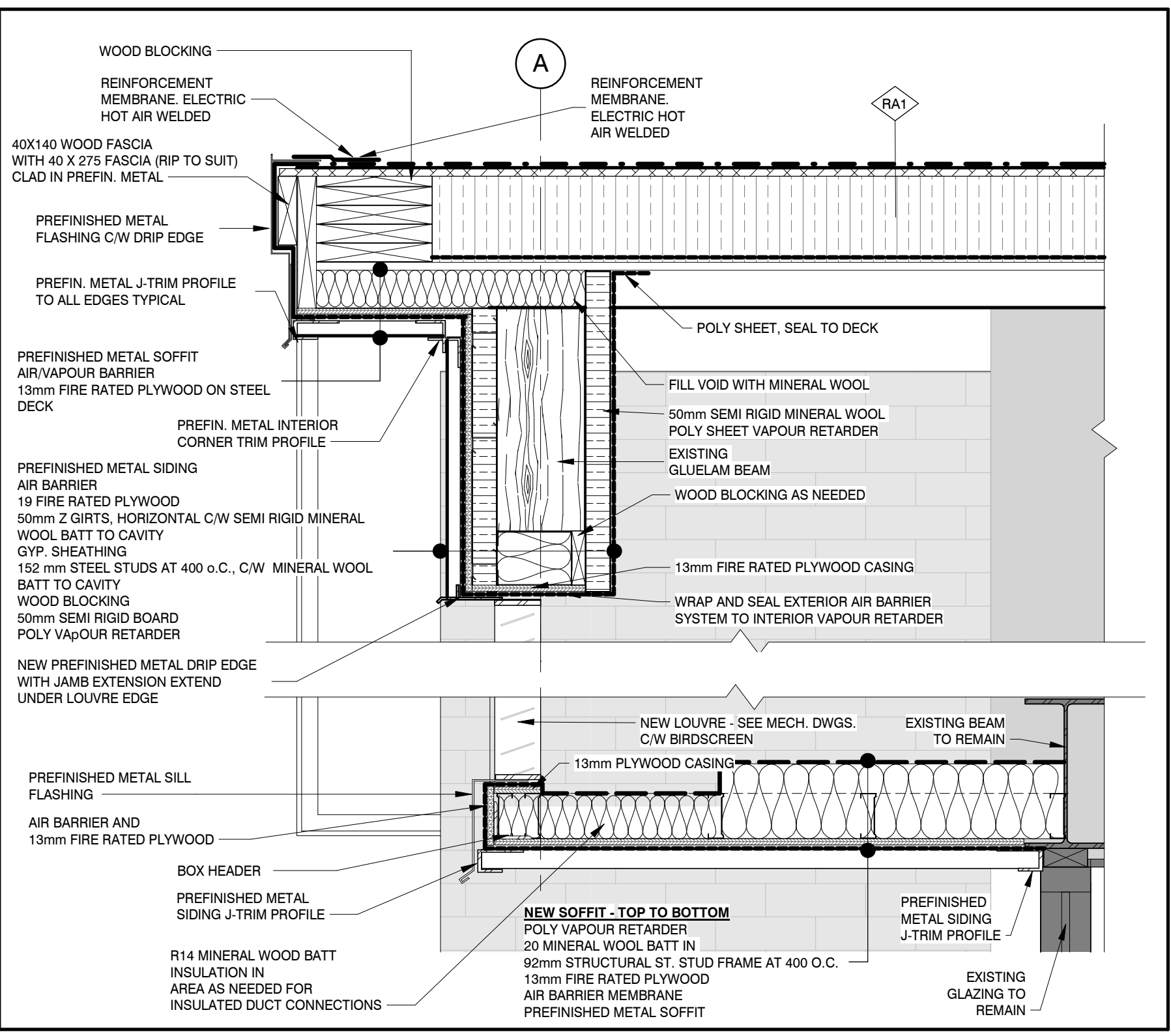
6 ROOF TRANSITION DETAIL 2
A401 1:5



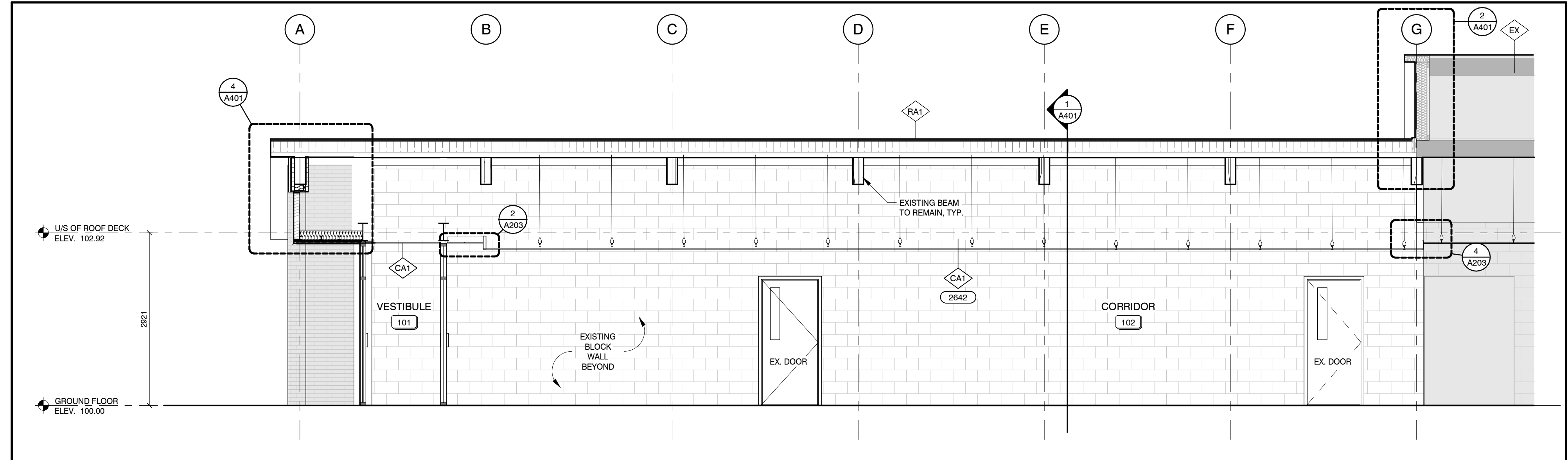
2 ROOF TRANSITION DETAIL
A401 1:10



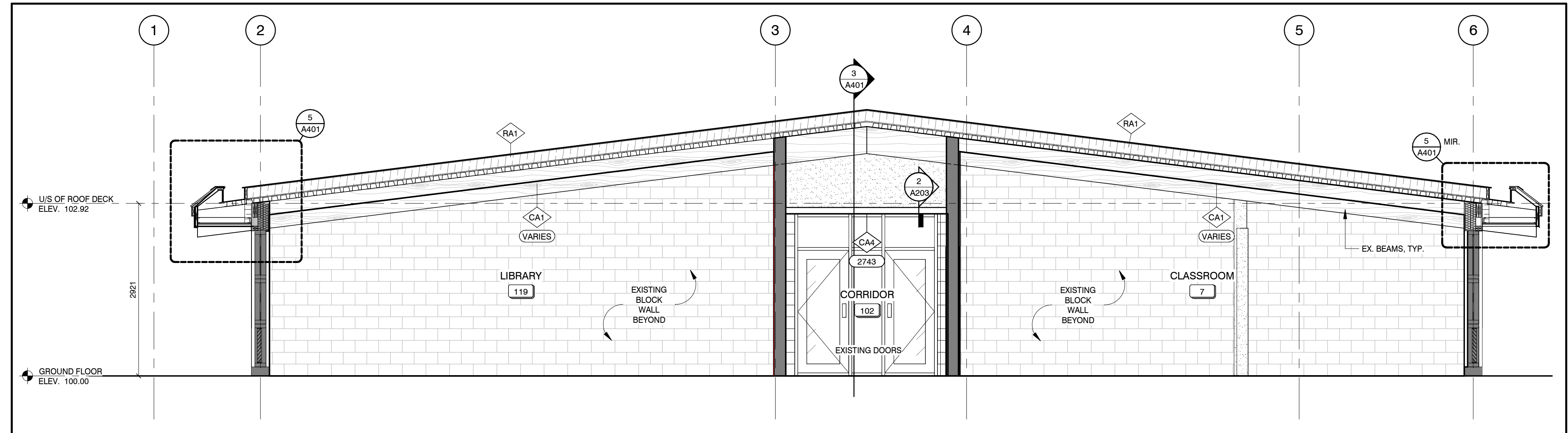
5 EAVE DETAIL
A401 1:10



4 GABLE END DETAIL
A401 1:10



3 BUILDING SECTION
A401 1:50



1 BUILDING SECTION
A401 1:50

2	20/02/16	ISSUED FOR TENDER
1	02/06/26	BUILDING PERMIT
NR	DATE	ISSUE

MARTIN SIMMONS SWEERS

200 - 113 Breithaupt Street
Kitchener, ON N2H 5G9
t 519.745.4754 f 519.745.0061

DO NOT SCALE THESE DRAWINGS. THE CONTRACTOR SHALL VERIFY ALL DIMENSIONS AND REPORT ANY ERRORS AND/OR OMISSIONS TO THE ARCHITECT / CONSULTANT BEFORE COMMENCING THE WORK.

THESE DRAWINGS ARE THE PROPERTY OF THE ARCHITECT / CONSULTANT AND ARE NOT TO BE DUPLICATED OR DISTRIBUTED WITHOUT CONSENT FROM THE ARCHITECT / CONSULTANT.



PROJECT
WINSTON CHURCHILL P.S.
ROOF REPLACEMENT

100 MILFORD AVE. WATERLOO, ON.

BUILDING SECTIONS / SECTIONS / DETAILS

DRAWN BY
CO / CM

CHECKED BY
GP

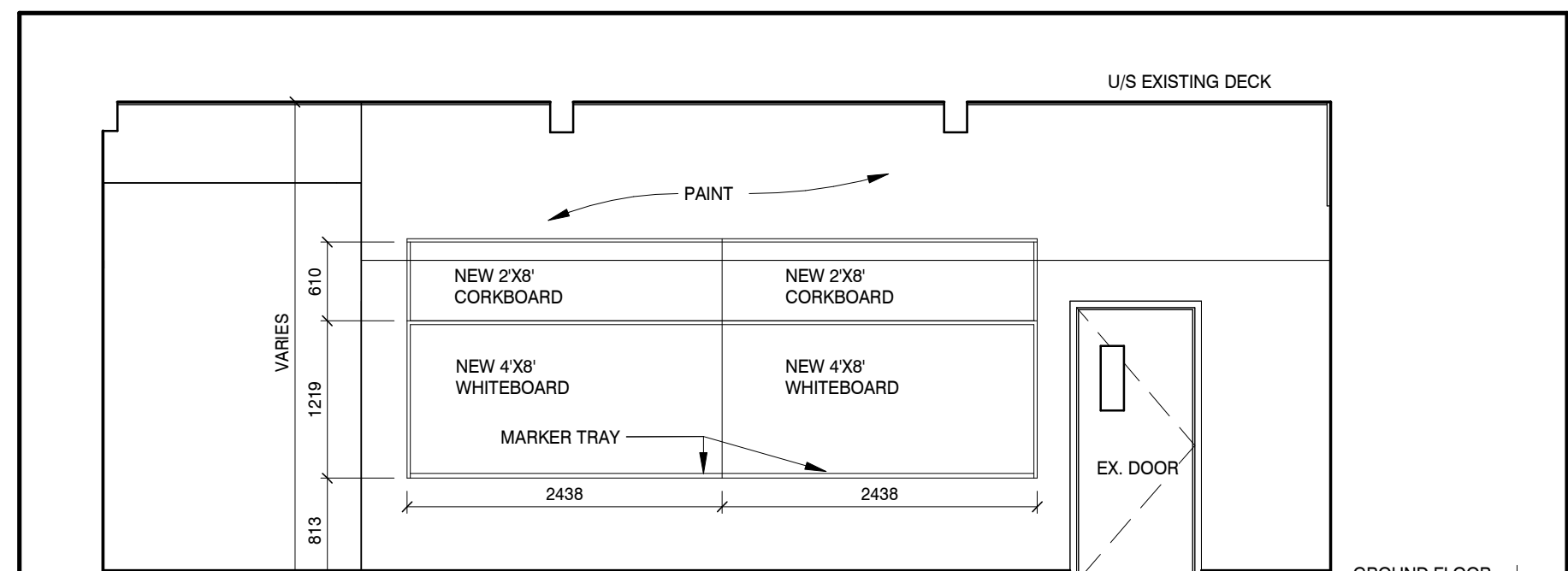
DATE
FEBRUARY 20, 2026

SCALE
AS NOTED


PROJECT NO
A401

25054

- REMOVALS, STORE TO REINSTALL, AND DEMOLITION NOTES**
- 1 REMOVE AND STORE TO REINSTALL
 - 2 DEMOLISH
 - 3 PROTECT IN PLACE
 - 4 REMOVE AND RELOCATE
1. ITEMS IDENTIFIED ON THESE VIEWS ARE IN ADDITION TO FLOORING REMOVALS, AND CEILING REMOVALS IDENTIFIED IN THE PLAN VIEWS
2. FURNITURE AND LOOSE ITEMS TO BE MOVED BY OTHERS
- NEW WORK GENERAL NOTES - APPLY TO ALL AREAS ON THE ELEVATIONS:**
- PRIOR TO PAINTING AND FINISHING - MAKE GOOD WALLS: ALLS:
1. FILL ALL HOLES IN WALLS, REPAIR ANY VISIBLE CRACKS. 3KS
2. WHEN REMOVING ORIGINAL TEACHING WALL MILLWORK - INCLUDE TO MAKE MAKE SMOOTH / GOOD ANY MORTAR AND GROUTING NOT SUITABLE FOR A FINISHED HED PAINT SURFACE. ACE.



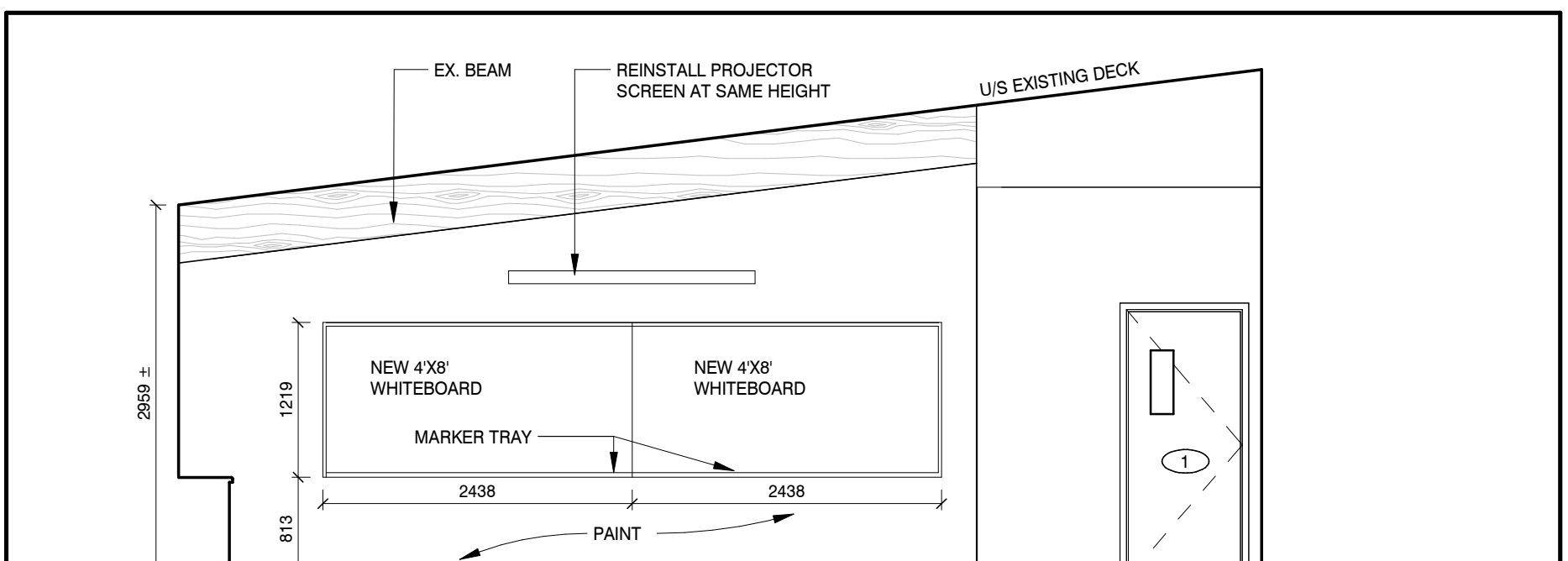
NEW CLASSROOM EAST ELEVATION




EXISTING CLASSROOM EAST ELEVATION - REMOVALS AND DEMOLITION NOTES (ALSO REFER TO DEMOLITION FLOOR PLAN)

6 CLASSROOM 9 EAST ELEVATION

A701 1:50



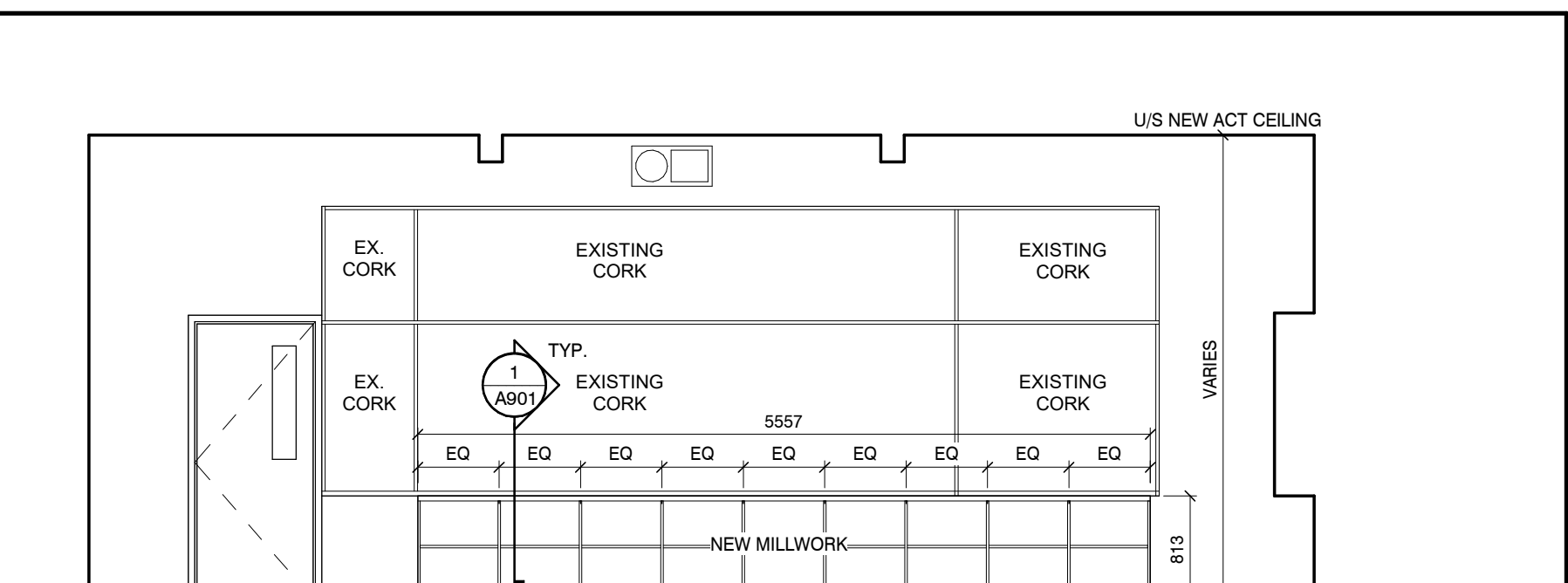
NEW CLASSROOM NORTH ELEVATION




EXISTING CLASSROOM NORTH ELEVATION - REMOVALS AND DEMOLITION NOTES (ALSO REFER TO DEMOLITION FLOOR PLAN)

5 CLASSROOM 9 NORTH ELEVATION

A701 1:50



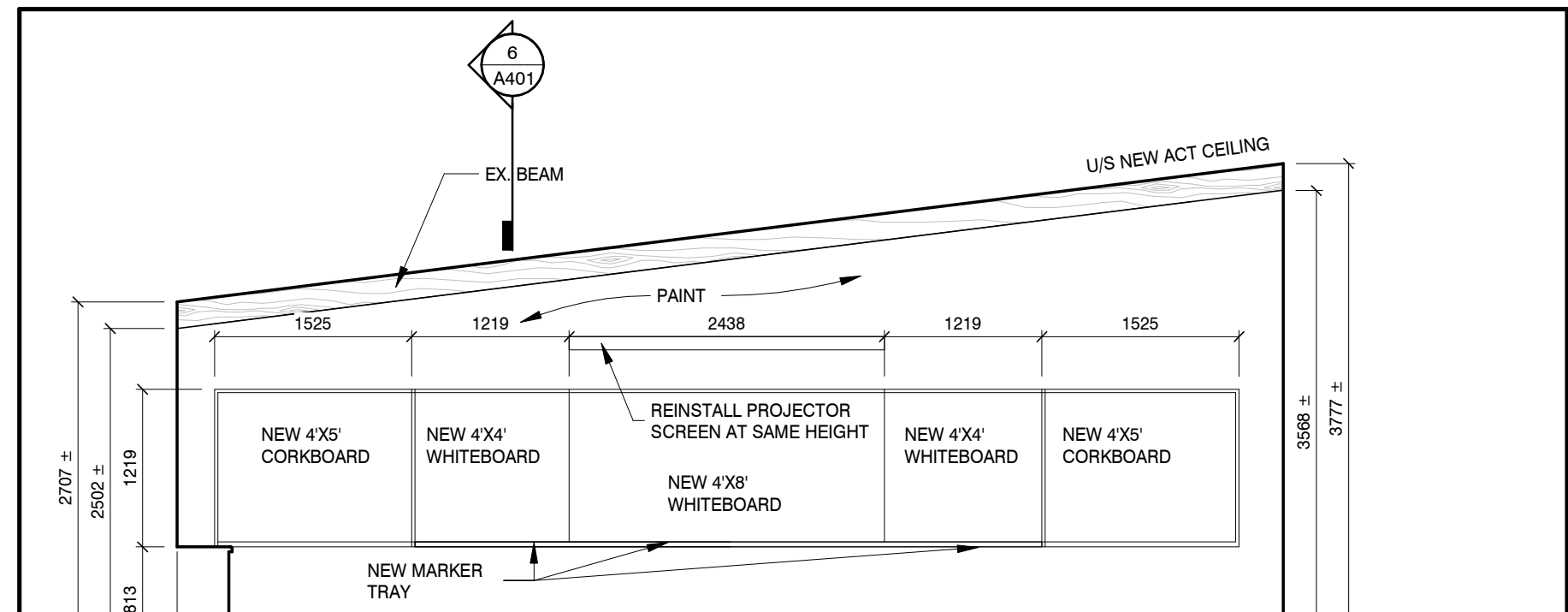
NEW CLASSROOM WEST ELEVATION




EXISTING CLASSROOM WEST ELEVATION - REMOVALS AND DEMOLITION NOTES (ALSO REFER TO DEMOLITION FLOOR PLAN)

4 CLASSROOM 7 WEST ELEVATION

A701 1:50



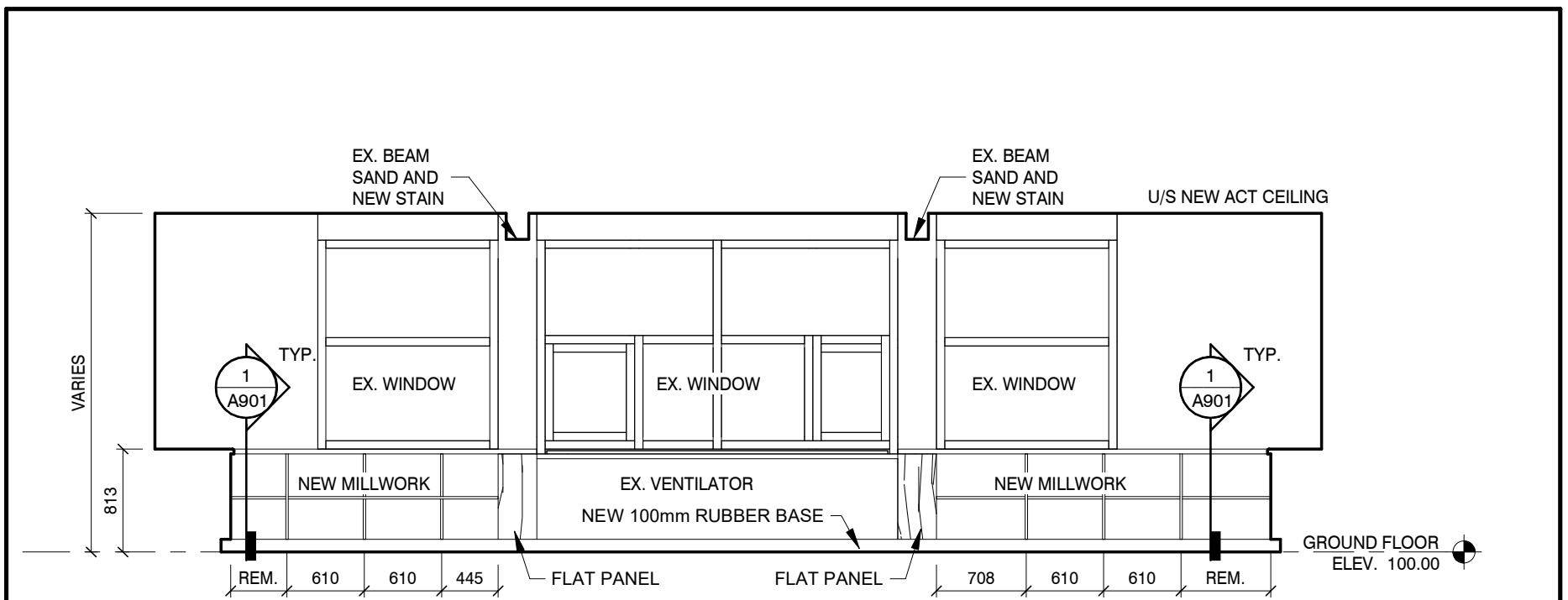
NEW CLASSROOM SOUTH ELEVATION




EXISTING CLASSROOM SOUTH ELEVATION - REMOVALS AND DEMOLITION NOTES (ALSO REFER TO DEMOLITION FLOOR PLAN)

3 CLASSROOM 7 SOUTH ELEVATION

A701 1:50



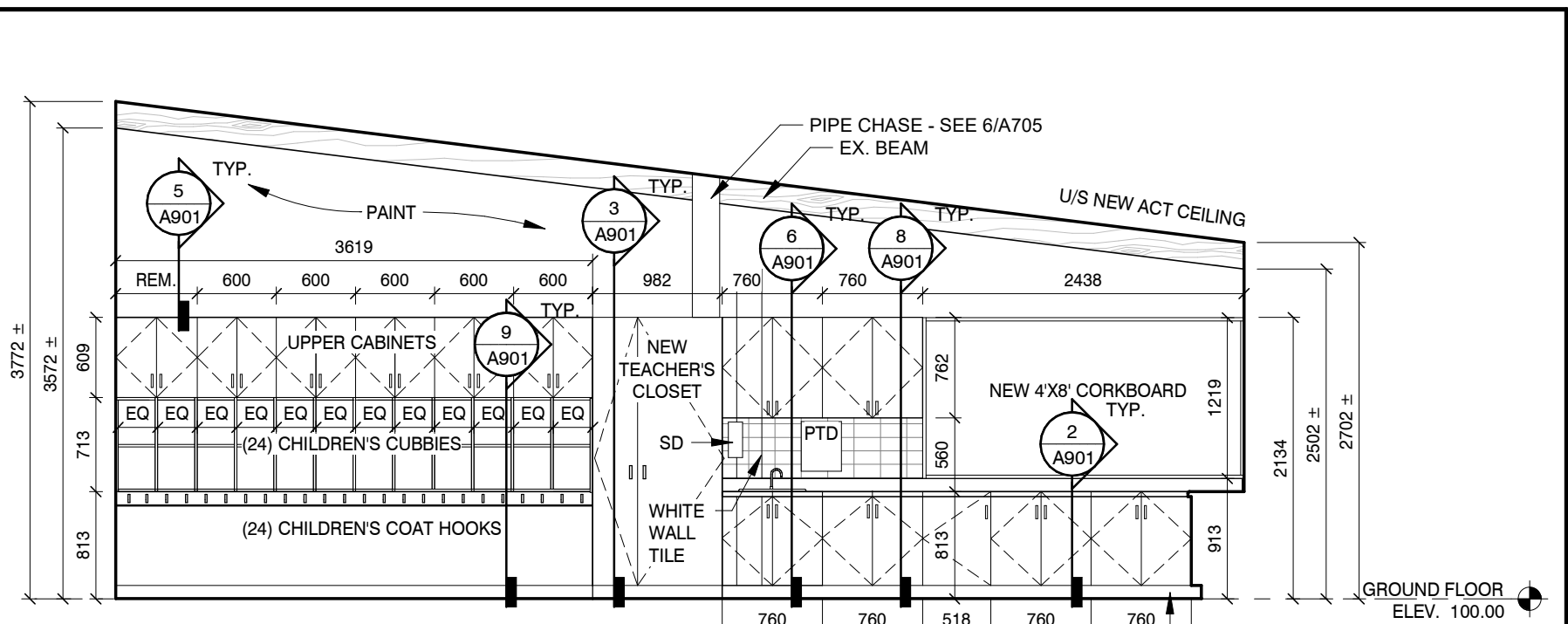
NEW CLASSROOM EAST ELEVATION




EXISTING CLASSROOM EAST ELEVATION - REMOVALS AND DEMOLITION NOTES (ALSO REFER TO DEMOLITION FLOOR PLAN)

2 CLASSROOM 7 EAST ELEVATION

A701 1:50



NEW CLASSROOM NORTH ELEVATION



EXISTING CLASSROOM NORTH ELEVATION - REMOVALS AND DEMOLITION NOTES (ALSO REFER TO DEMOLITION FLOOR PLAN)

1 CLASSROOM 7 NORTH ELEVATION

A701 1:50

3	20/02/16	ISSUED FOR TENDER
2	02/06/26	BUILDING PERMIT
1	01/12/25	SCHEMATIC DESIGN
№	DATE	ISSUE

**MARTIN
SIMMONS
SWEERS**

200 - 113 Breithaupt Street
Kitchener, ON N2H 5G9
t 519.745.4754 f 519.745.0061

DO NOT SCALE THESE DRAWINGS. THE CONTRACTOR SHALL VERIFY ALL DIMENSIONS AND REPORT ANY ERRORS AND/OR OMISSIONS TO THE ARCHITECT / CONSULTANT BEFORE COMMENCING THE WORK.
THESE DRAWINGS ARE THE PROPERTY OF THE ARCHITECT / CONSULTANT AND ARE NOT TO BE DISSEMINATED OR DISTRIBUTED WITHOUT CONSENT FROM THE ARCHITECT / CONSULTANT.



PROJECT
**WINSTON CHURCHILL P.S.
ROOF REPLACEMENT**

100 MILFORD AVE. WATERLOO, ON.

**CLASSROOM 7 &
CLASSROOM 9
INTERIOR
ELEVATIONS**

DRAWN BY: **CM** CHECKED BY: **GP**

DATE: **FEBRUARY 20, 2026**

SCALE: **As indicated** DRAWING №:

PROJECT №: **A701**
25054

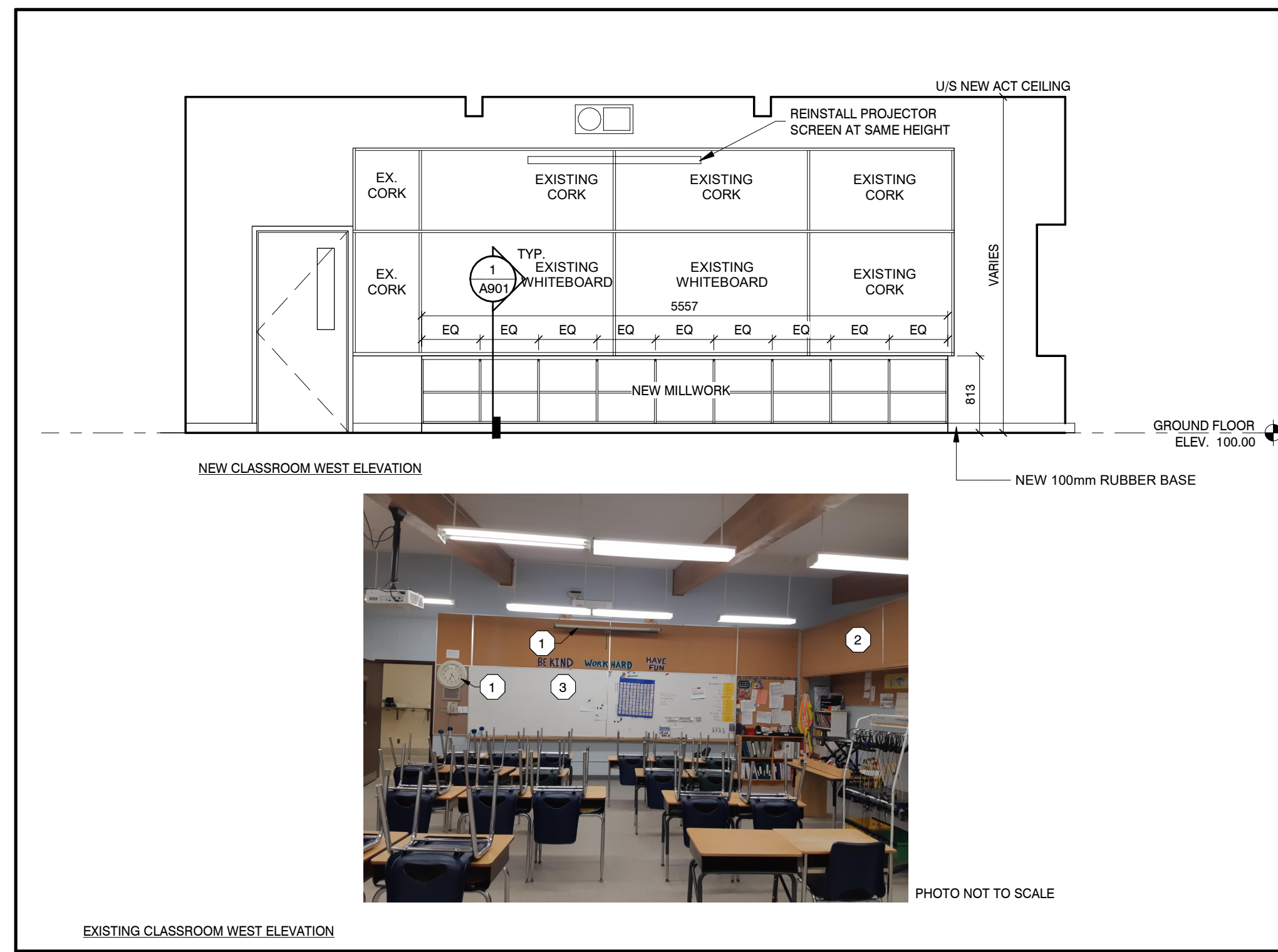
REMOVALS, STORE TO REINSTALL, AND DEMOLITION NOTES

- 1 REMOVE AND STORE TO REINSTALL
- 2 DEMOLISH
- 3 PROTECT IN PLACE
- 4 REMOVE AND RELOCATE

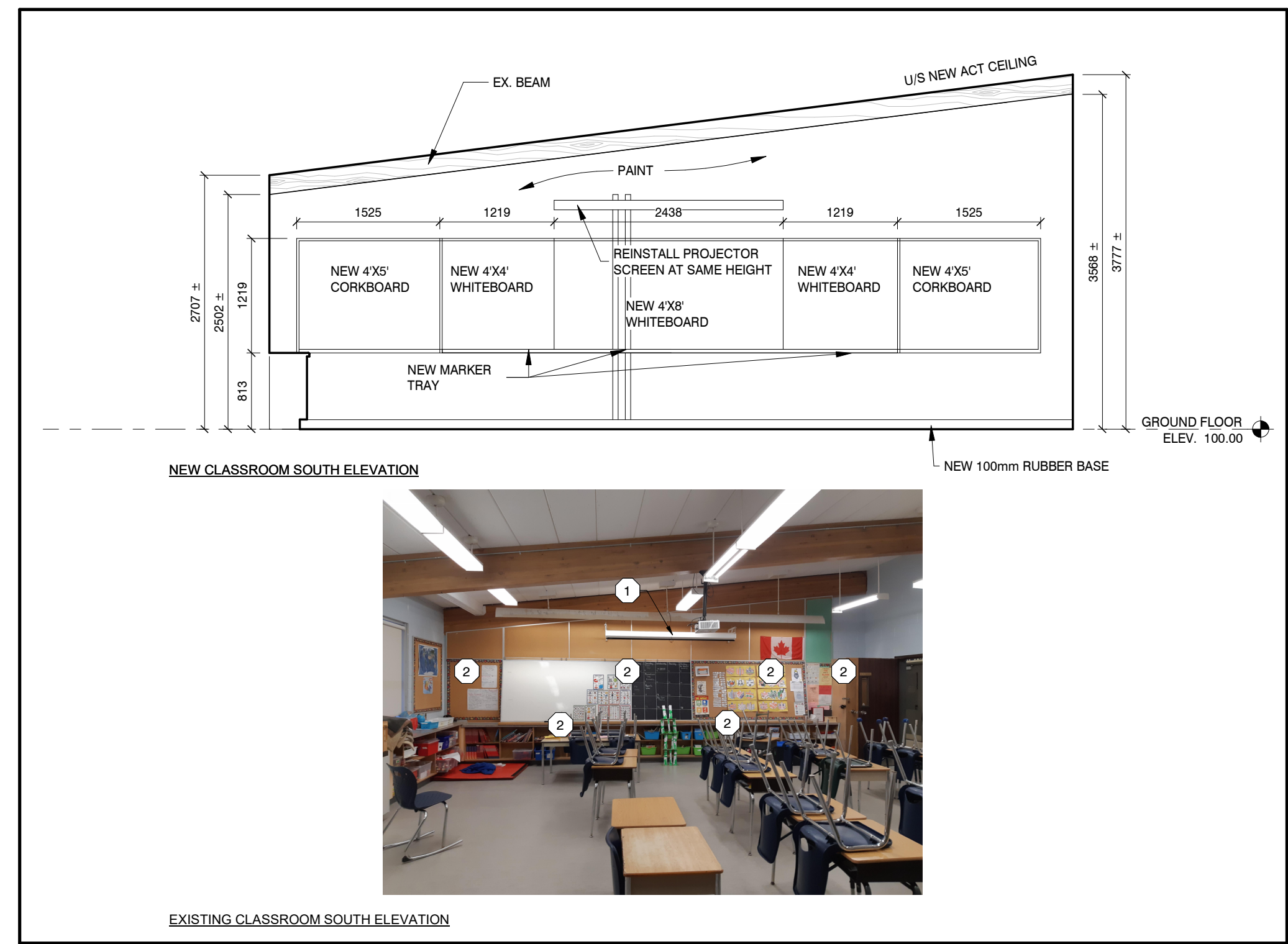
1. ITEMS IDENTIFIED ON THESE VIEWS ARE IN ADDITION TO FLOORING REMOVALS, AND CEILING REMOVALS IDENTIFIED IN THE PLAN VIEWS
2. FURNITURE AND LOOSE ITEMS TO BE MOVED BY OTHERS

NEW WORK GENERAL NOTES - APPLY TO ALL AREAS ON THE ELEVATIONS:

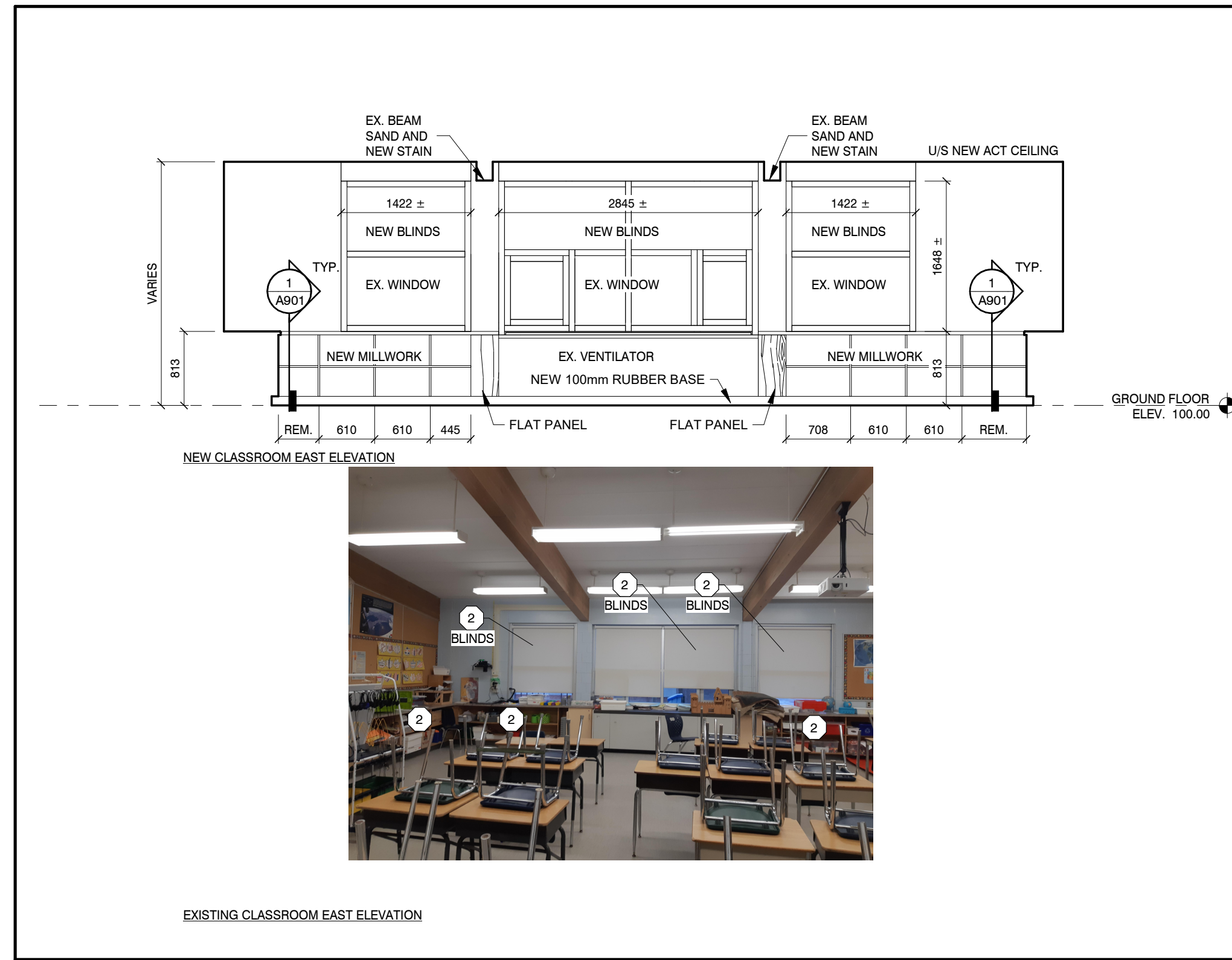
PRIOR TO PAINTING AND FINISHING - MAKE GOOD WALLS/CILLS:
1. FILL ALL HOLES IN WALLS, REPAIR ANY VISIBLE CRACKS, JS.
2. WHEN REMOVING ORIGINAL TEACHING WALL MILLWORK - INCLUDE TO MAKE TAKE SMOOTH / GOOD ANY MORTAR AND GROUTING NOT SUITABLE FOR A FINISHED HED PAINT SURFACE.



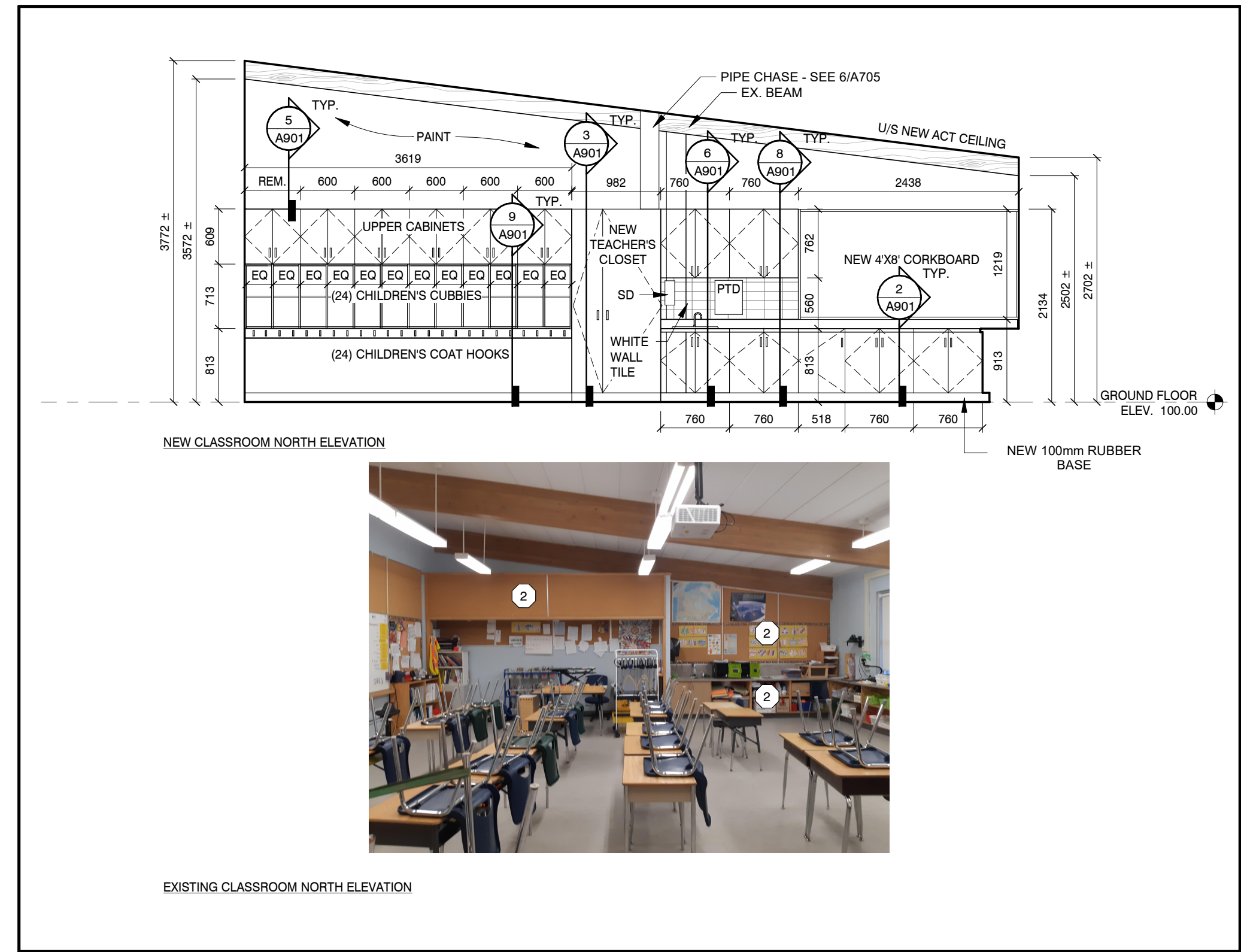
4 CLASSROOM 8 WEST ELEVATION
A702 1:50



3 CLASSROOM 8 SOUTH ELEVATION
A702 1:50



2 CLASSROOM 8 EAST ELEVATION
A702 1:50



1 CLASSROOM 8 NORTH ELEVATION
A702 1:50

3	20/02/16	ISSUED FOR TENDER
2	02/06/26	BUILDING PERMIT
1	01/12/25	SCHEMATIC DESIGN
№	DATE	ISSUE

**MARTIN
SIMMONS
SWEERS**

200 - 113 Breithaupt Street
Kitchener, ON N2H 5G9
t 519.745.4754 f 519.745.0061

DO NOT SCALE THESE DRAWINGS. THE CONTRACTOR SHALL VERIFY ALL DIMENSIONS AND REPORT ANY ERRORS AND/OR OMISSIONS TO THE ARCHITECT / CONSULTANT BEFORE COMMENCING THE WORK.
THESE DRAWINGS ARE THE PROPERTY OF THE ARCHITECT / CONSULTANT AND ARE NOT TO BE REPRODUCED OR DISTRIBUTED WITHOUT CONSENT FROM THE ARCHITECT / CONSULTANT.



PROJECT
**WINSTON CHURCHILL P.S.
ROOF REPLACEMENT**

100 MILFORD AVE. WATERLOO, ON.

DRAWING
**CLASSROOM 8
INTERIOR
ELEVATIONS**

DRAWN BY
CM

CHECKED BY
GP

DATE
FEBRUARY 20, 2026

SCALE
As indicated

DRAWING №

PROJECT №
A702

25054

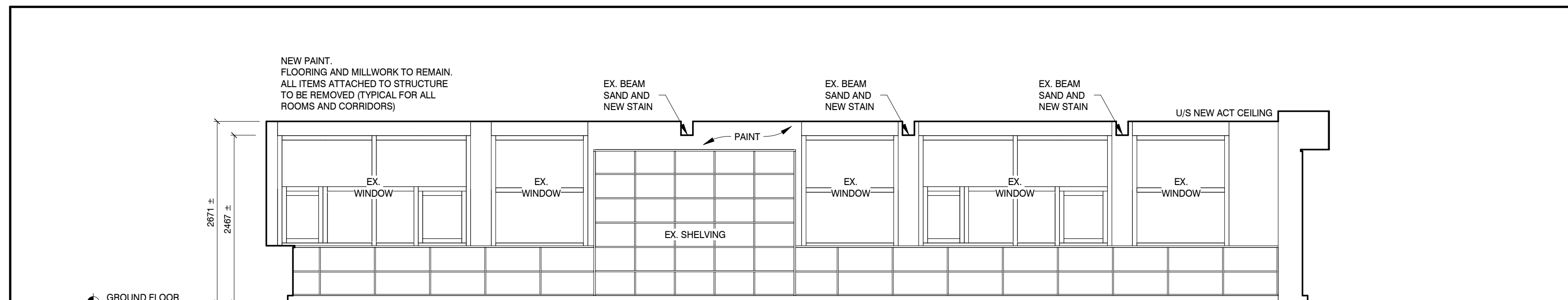
REMOVALS, STORE TO REINSTALL, AND DEMOLITION NOTES

- 1 REMOVE AND STORE TO REINSTALL
- 2 DEMOLISH
- 3 PROTECT IN PLACE
- 4 REMOVE AND RELOCATE


1. ITEMS IDENTIFIED ON THESE VIEWS ARE IN ADDITION TO FLOORING REMOVALS, AND CEILING REMOVALS IDENTIFIED IN THE PLAN VIEWS
2. FURNITURE AND LOOSE ITEMS TO BE MOVED BY OTHERS

NEW WORK GENERAL NOTES - APPLY TO ALL AREAS ON THE ELEVATIONS:

PRIOR TO PAINTING AND FINISHING - MAKE GOOD WALLS: ALLS:
1. FILL ALL HOLES IN WALLS, REPAIR ANY VISIBLE CRACKS. *KS
2. WHEN REMOVING ORIGINAL TEACHING WALL MILLWORK - INCLUDE TO MAKE MAKE SMOOTH / GOOD ANY MORTAR AND GROUTING NOT SUITABLE FOR A FINISHED HED PAINT SURFACE. ACE.

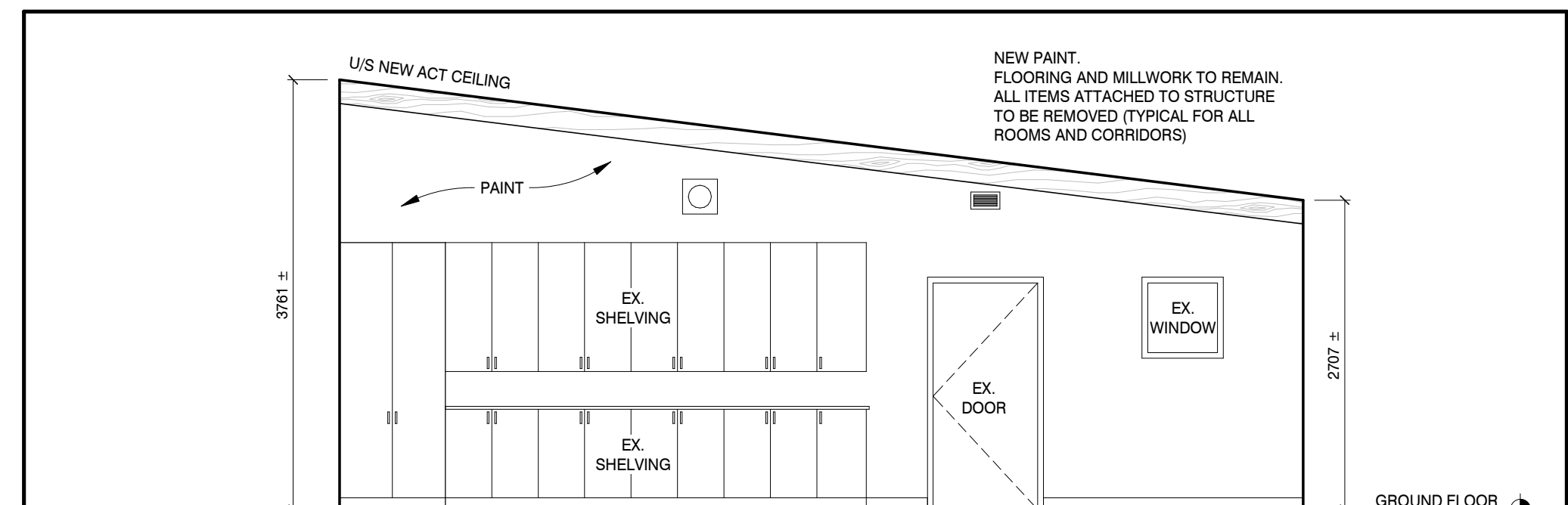


NEW LIBRARY WEST ELEVATION




EXISTING LIBRARY WEST ELEVATION

4 LIBRARY WEST ELEVATION
A703 1:50

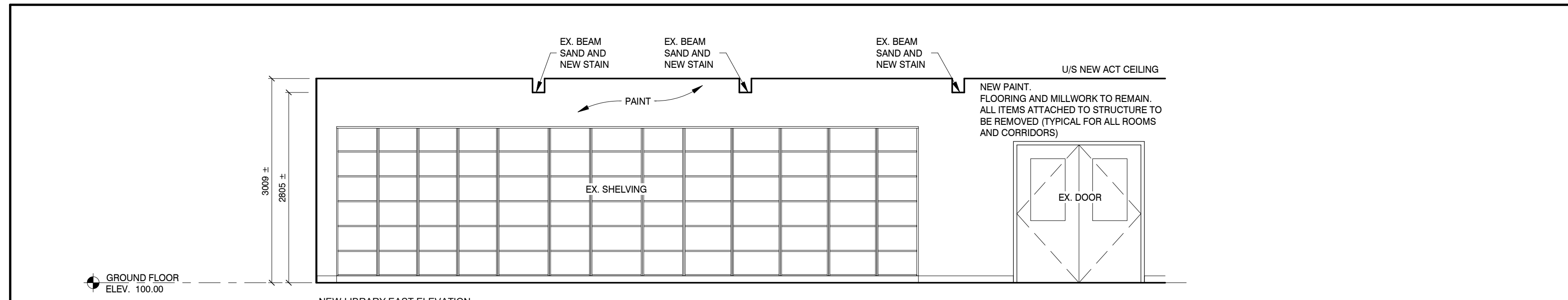


NEW LIBRARY SOUTH ELEVATION




EXISTING LIBRARY SOUTH ELEVATION

3 LIBRARY SOUTH ELEVATION
A703 1:50

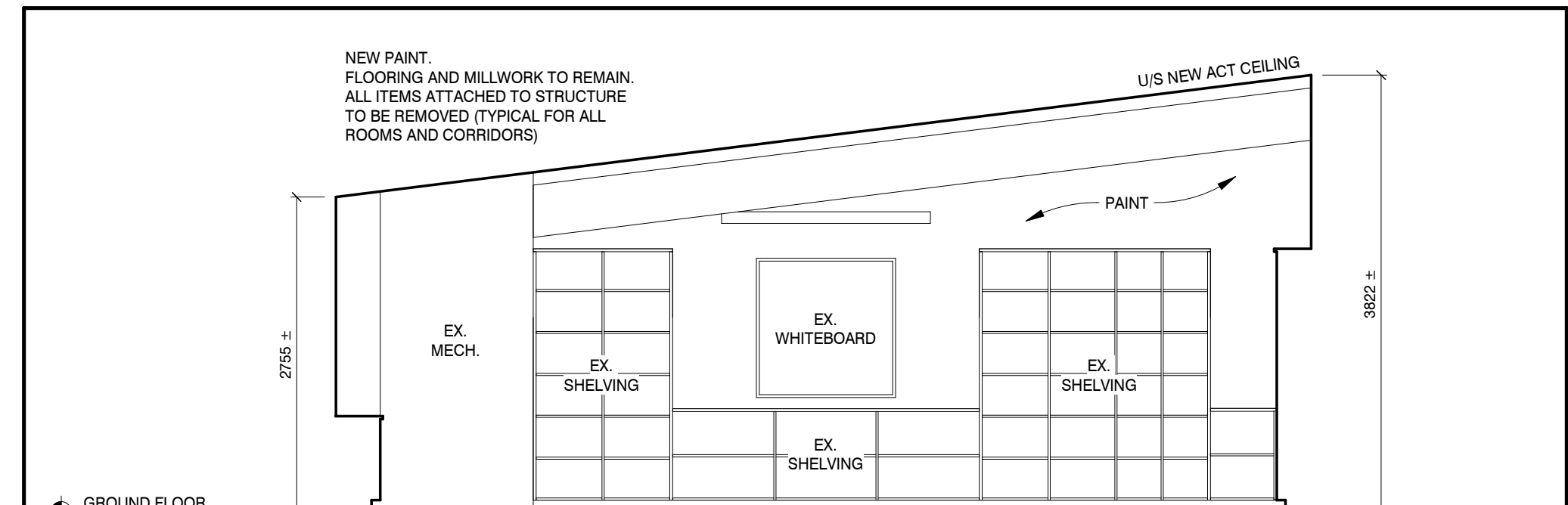


NEW LIBRARY EAST ELEVATION




EXISTING LIBRARY EAST ELEVATION

1 LIBRARY EAST ELEVATION
A703 1:50



NEW LIBRARY NORTH ELEVATION



EXISTING LIBRARY NORTH ELEVATION

2 LIBRARY NORTH ELEVATION
A703 1:50

3	20/02/16	ISSUED FOR TENDER
2	02/08/26	BUILDING PERMIT
1	01/12/25	SCHEMATIC DESIGN
№	DATE	ISSUE

**MARTIN
SIMMONS
SWEERS**

200 - 113 Breithaupt Street
Kitchener, ON N2H 5G9
t 519.745.4754 f 519.745.0061

DO NOT SCALE THESE DRAWINGS. THE CONTRACTOR SHALL VERIFY ALL DIMENSIONS AND REPORT ANY ERRORS AND/OR OMISSIONS TO THE ARCHITECT/CONSULTANT BEFORE COMMENCING THE WORK.
THESE DRAWINGS ARE THE PROPERTY OF THE ARCHITECT/CONSULTANT AND ARE NOT TO BE REPRODUCED OR DISTRIBUTED WITHOUT CONSENT FROM THE ARCHITECT/CONSULTANT.



PROJECT
**WINSTON CHURCHILL P.S.
ROOF REPLACEMENT**

100 MILFORD AVE. WATERLOO, ON.

DRAWING
**LIBRARY INTERIOR
ELEVATIONS**

DRAWN BY
CM

CHECKED BY
GP

DATE
FEBRUARY 20, 2026

SCALE
As indicated

DRAWING №

PROJECT №
A703
25054

REMOVALS, STORE TO REINSTALL, AND DEMOLITION NOTES

- 1 REMOVE AND STORE TO REINSTALL
- 2 DEMOLISH
- 3 PROTECT IN PLACE
- 4 REMOVE AND RELOCATE

1. ITEMS IDENTIFIED ON THESE VIEWS ARE IN ADDITION TO FLOORING REMOVALS, AND CEILING REMOVALS IDENTIFIED IN THE PLAN VIEWS

2. FURNITURE AND LOOSE ITEMS TO BE MOVED BY OTHERS

NEW WORK GENERAL NOTES - APPLY TO ALL AREAS ON THE ELEVATIONS:

PRIOR TO PAINTING AND FINISHING - MAKE GOOD WALLS:

1. FILL ALL HOLES IN WALLS, REPAIR ANY VISIBLE CRACKS.
2. WHEN REMOVING ORIGINAL TEACHING WALL MILLWORK - INCLUDE TO MAKE SMOOTH / GOOD ANY MORTAR AND GROUTING NOT SUITABLE FOR A FINISHED PAINT SURFACE.

3	20/02/16	ISSUED FOR TENDER
2	02/06/26	BUILDING PERMIT
1	01/12/25	SCHEMATIC DESIGN
№	DATE	ISSUE

MARTIN SIMMONS SWEERS

200 - 113 Breithaupt Street
Kitchener, ON N2H 5G9
t 519.745.4754 f 519.745.0061

DO NOT SCALE THESE DRAWINGS. THE CONTRACTOR SHALL VERIFY ALL DIMENSIONS AND REPORT ANY ERRORS AND/OR OMISSIONS TO THE ARCHITECT / CONSULTANT BEFORE COMMENCING THE WORK.

THESE DRAWINGS ARE THE PROPERTY OF THE ARCHITECT / CONSULTANT AND ARE NOT TO BE REPRODUCED OR DISTRIBUTED WITHOUT CONSENT FROM THE ARCHITECT / CONSULTANT.

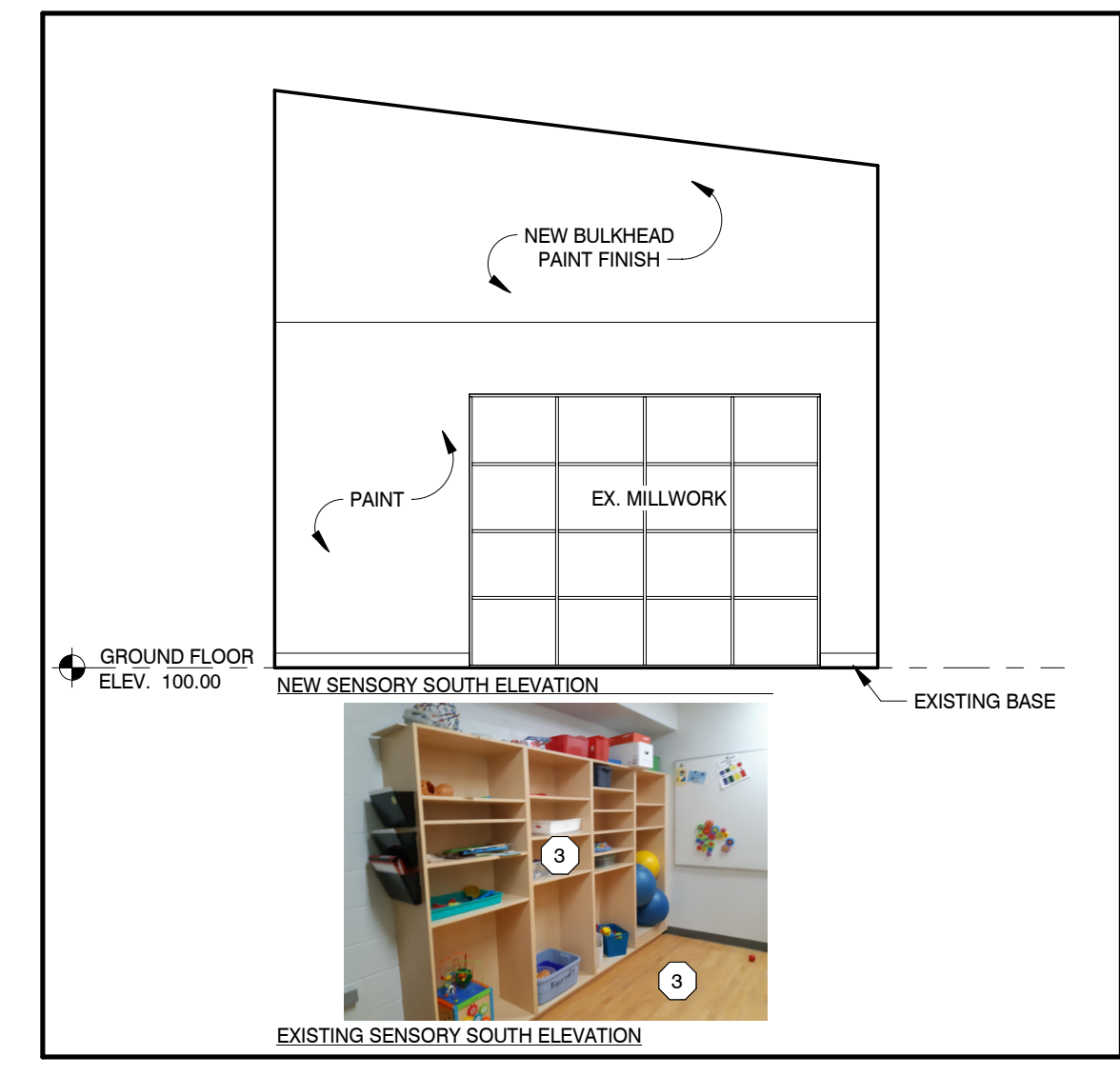


PROJECT
WINSTON CHURCHILL P.S.
ROOF REPLACEMENT

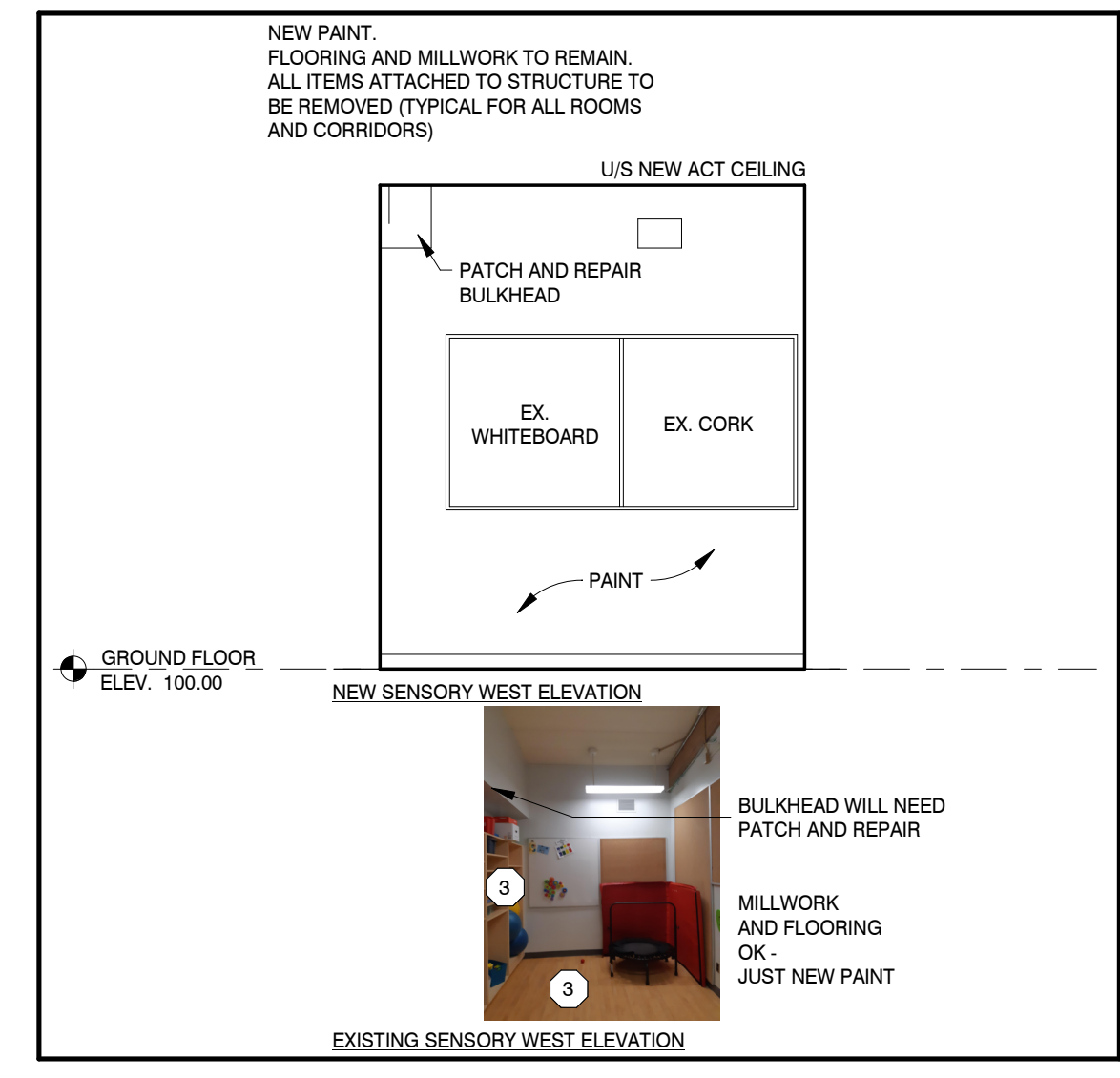
100 MILFORD AVE. WATERLOO, ON.

LIBRARY STORAGE & SENSORY ROOM
INTERIOR
ELEVATIONS

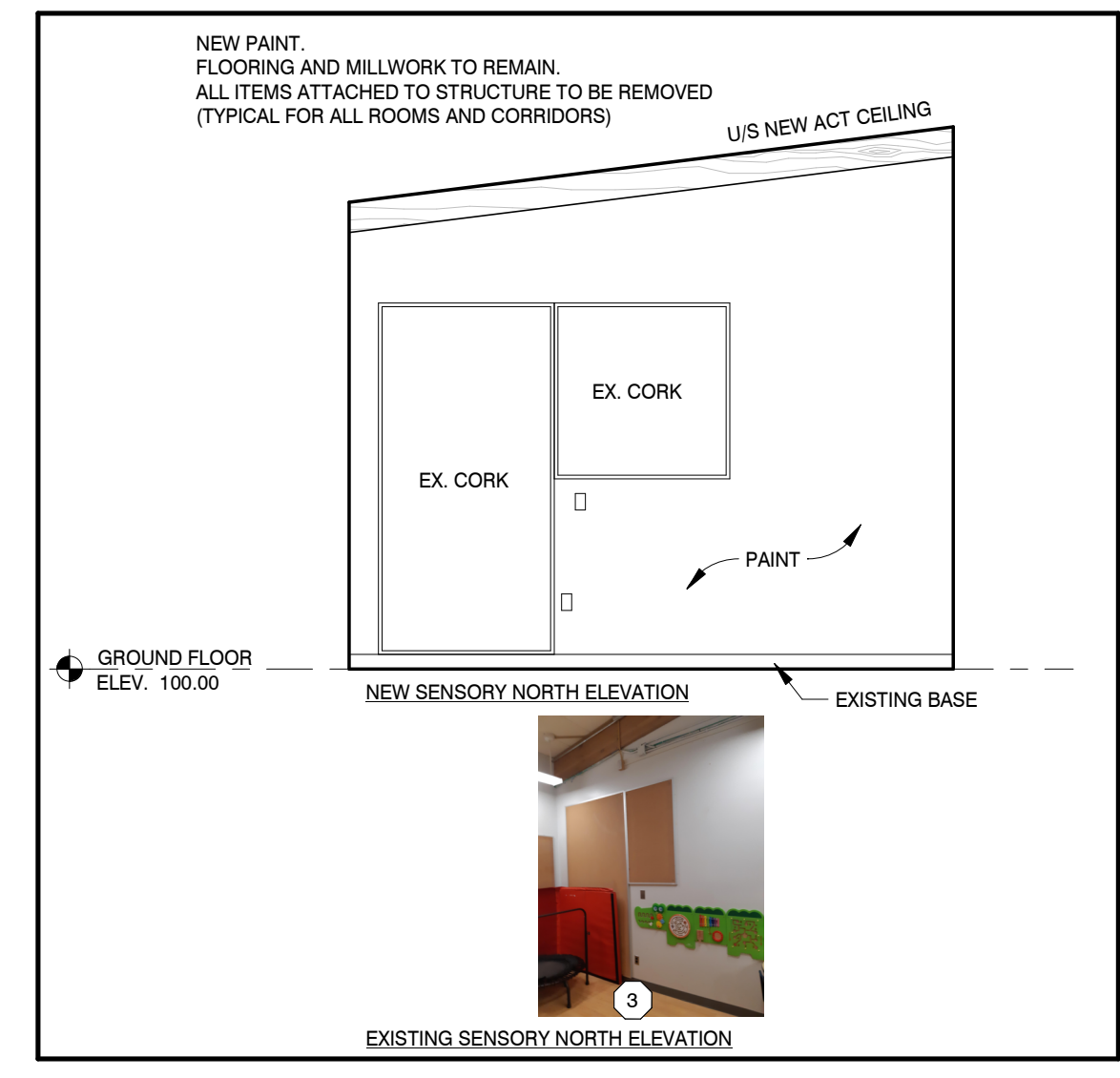
DRAWN BY: CM
CHECKED BY: GP
DATE: FEBRUARY 20, 2026
SCALE: As indicated
DRAWING №: A704
PROJECT №: 25054



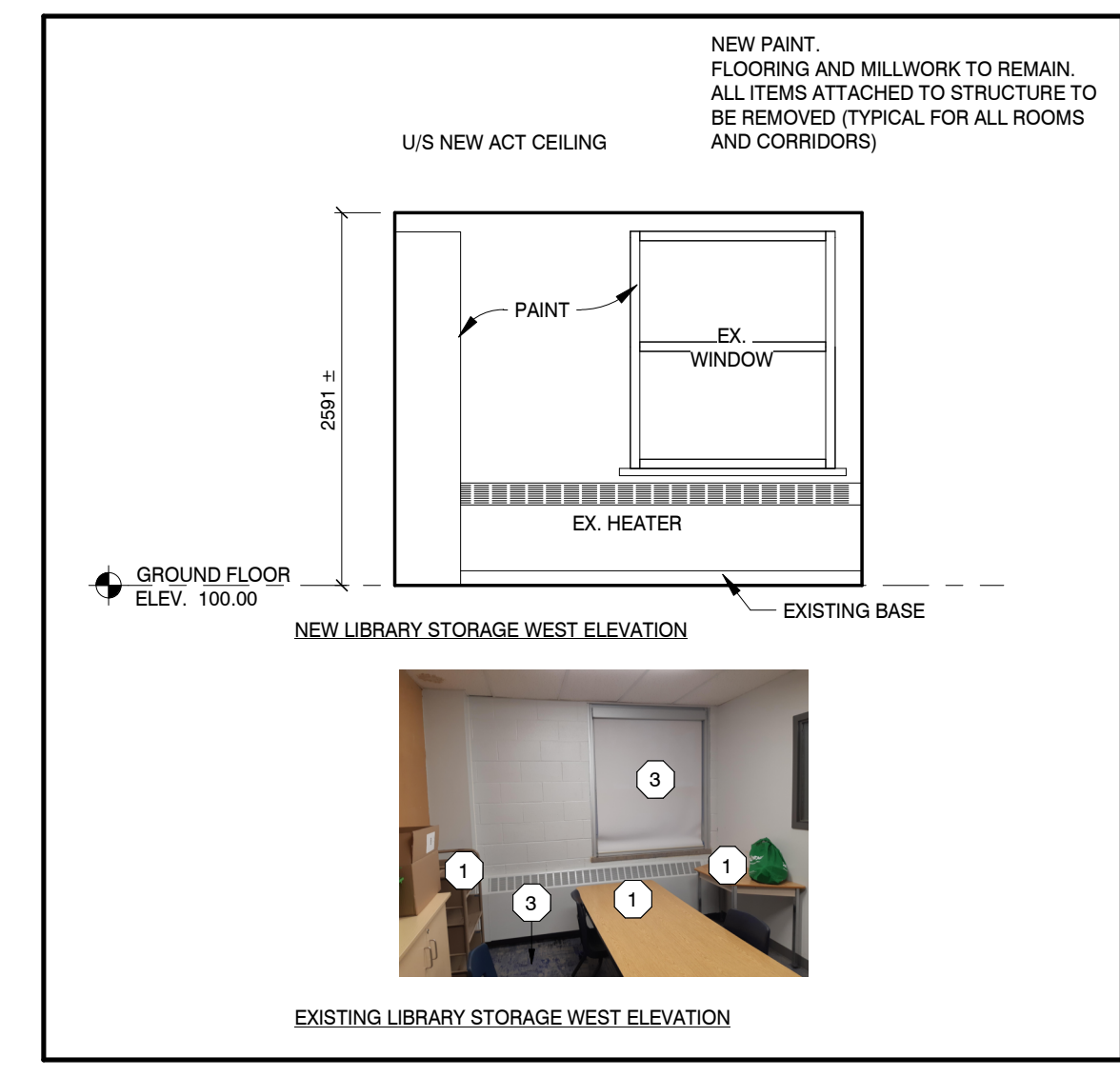
7 SENSORY SOUTH ELEVATION
A704 1:50



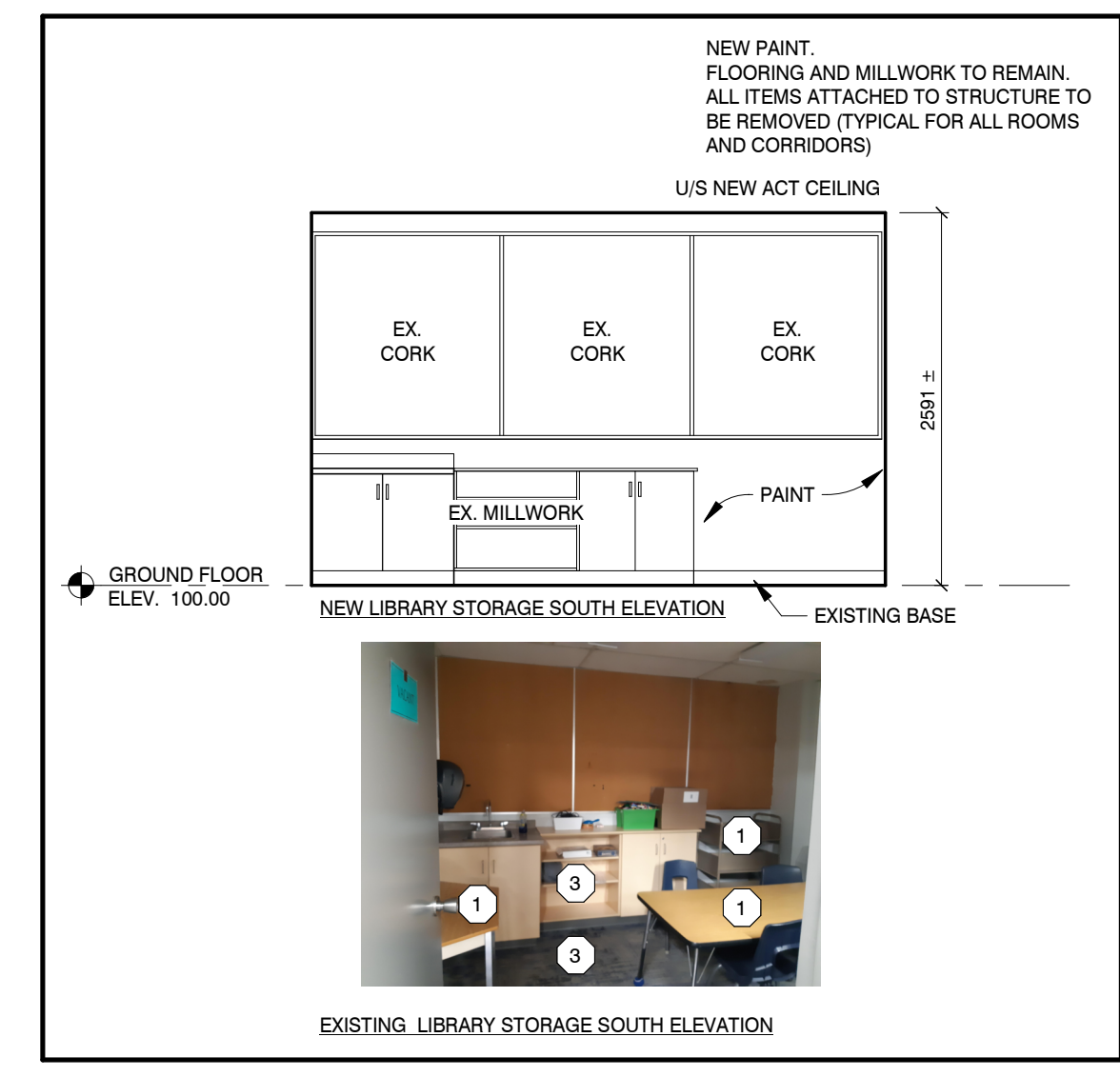
6 SENSORY WEST ELEVATION
A704 1:50



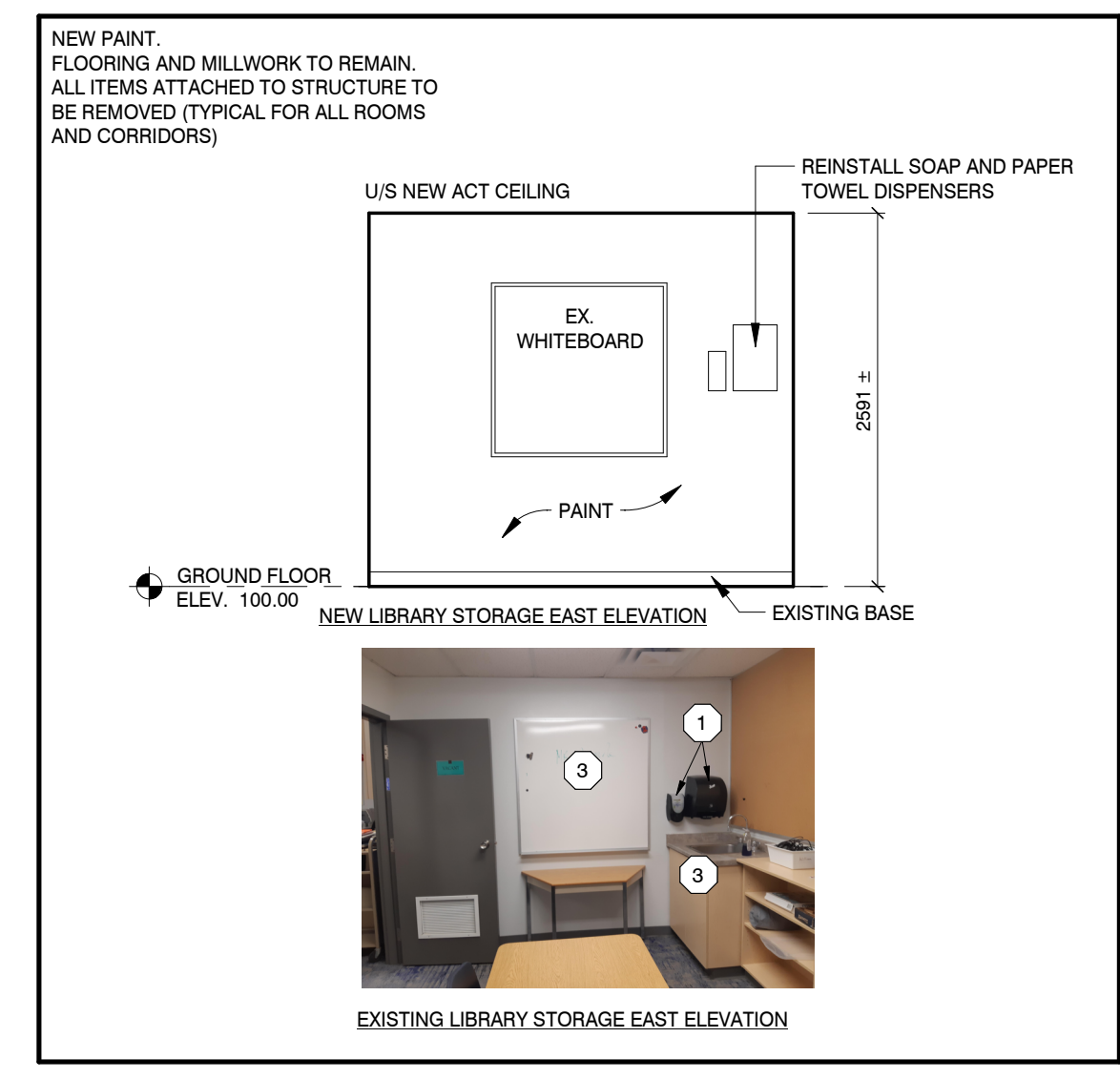
5 SENSORY NORTH ELEVATION
A704 1:50



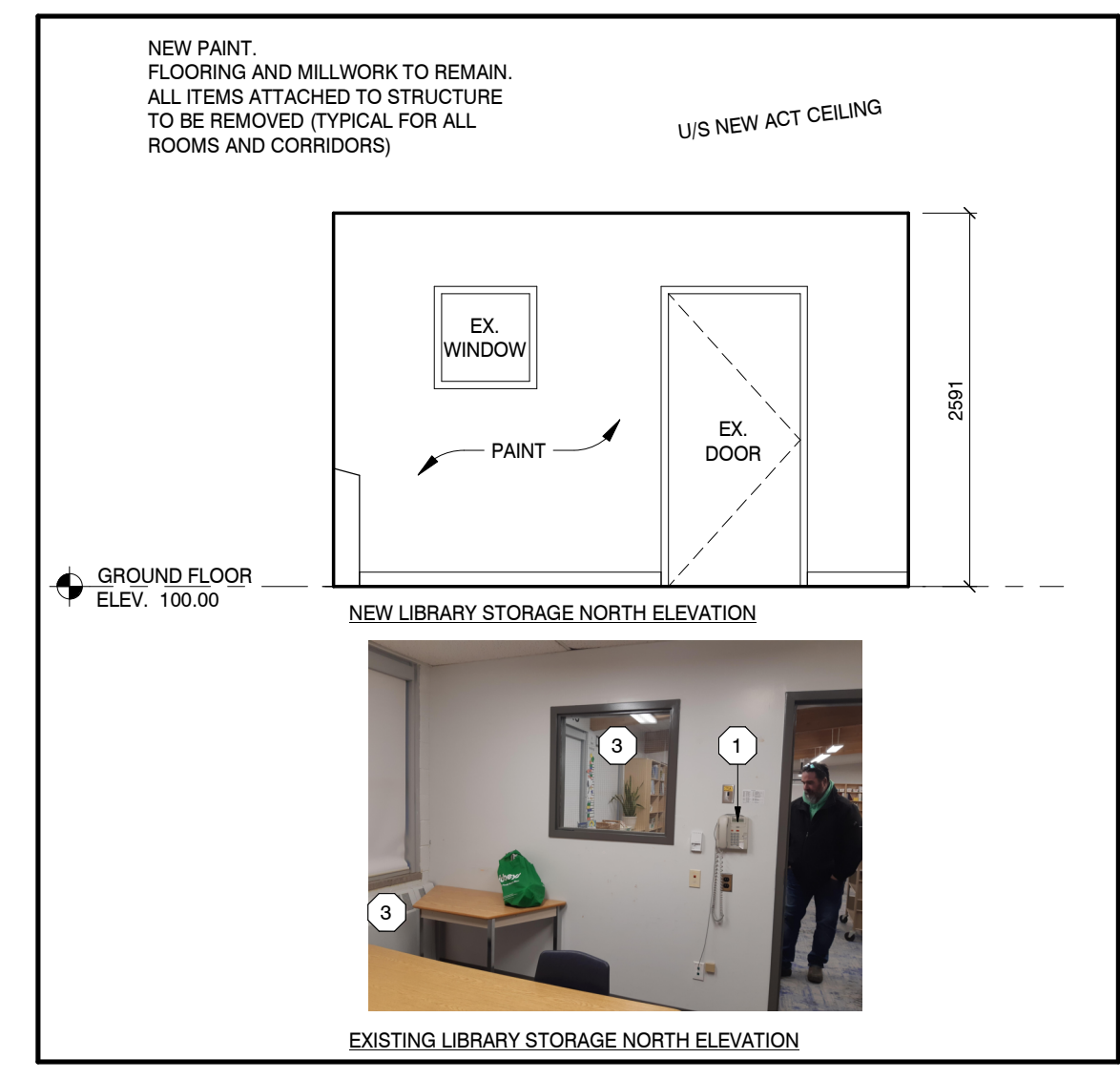
4 LIBRARY STORAGE WEST ELEVATION
A704 1:50



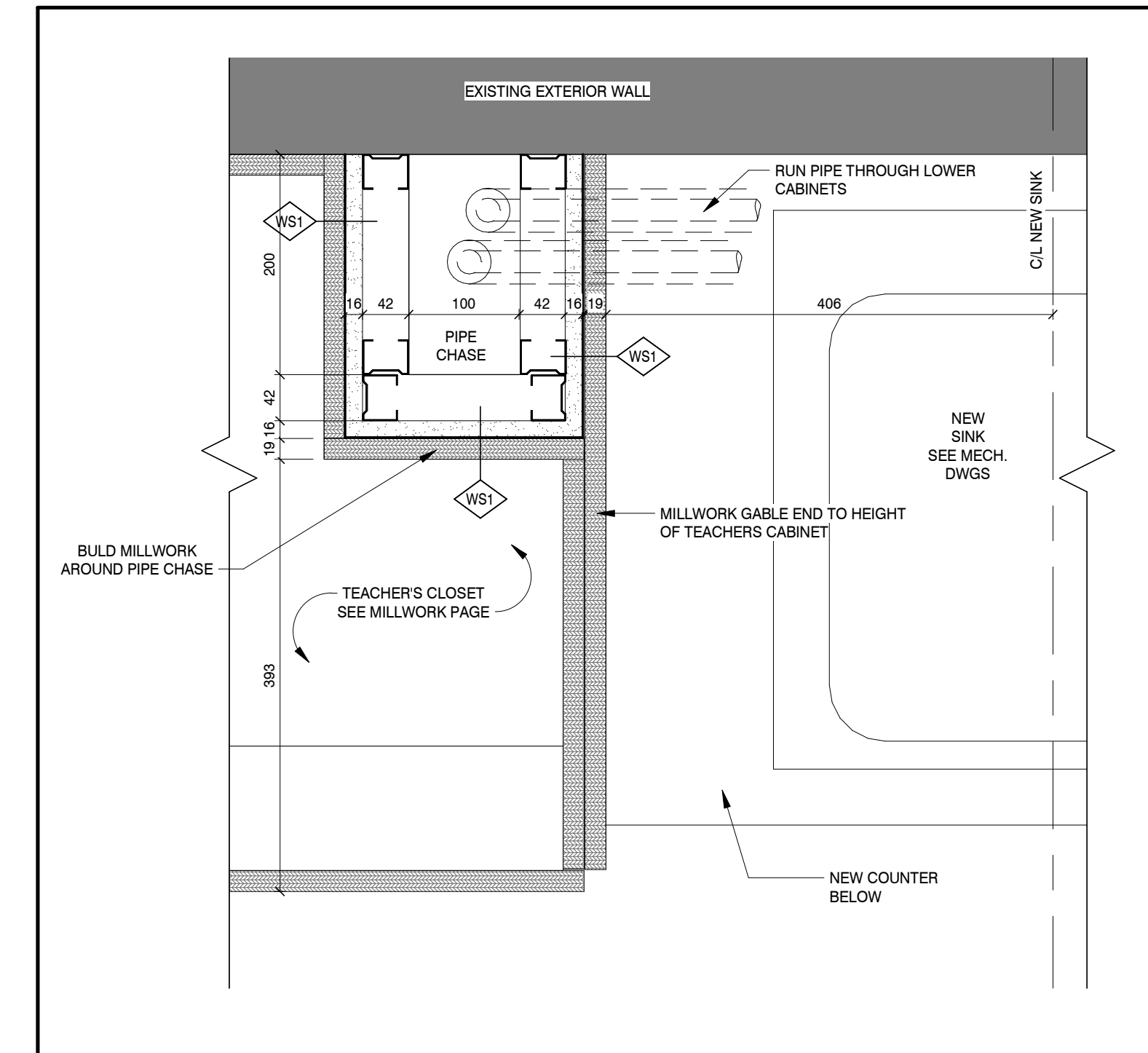
3 LIBRARY STORAGE SOUTH ELEVATION
A704 1:50



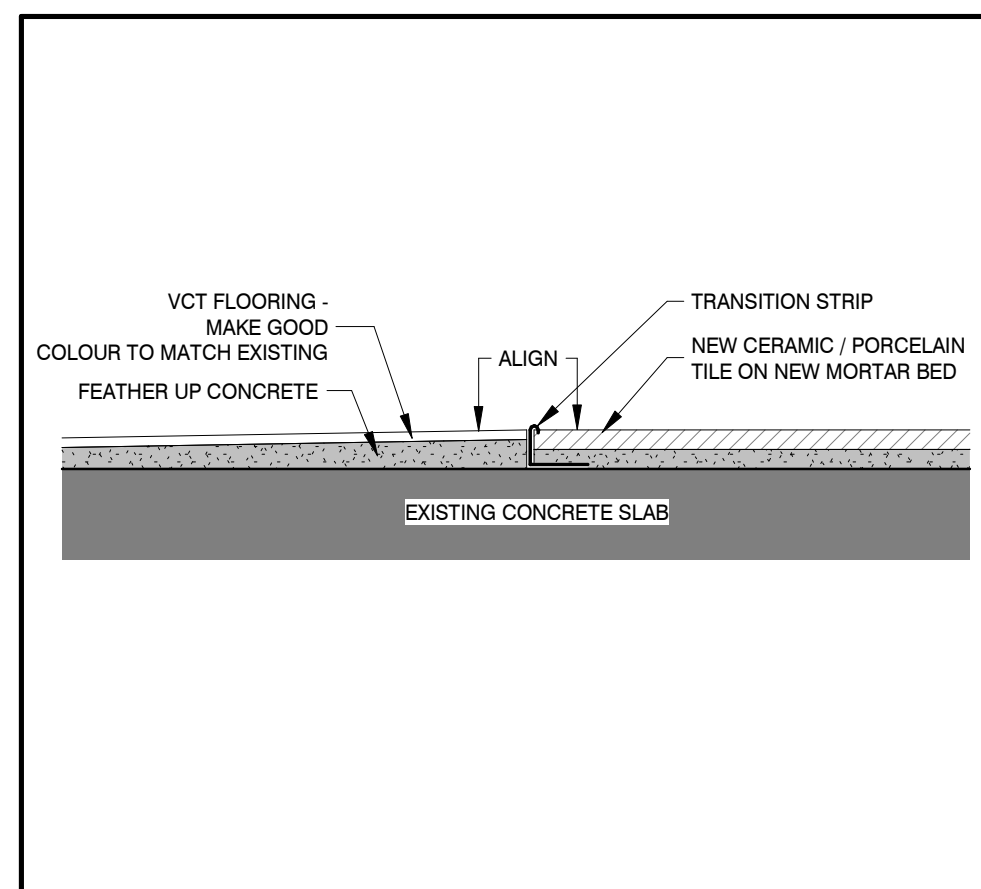
2 LIBRARY STORAGE EAST ELEVATION
A704 1:50



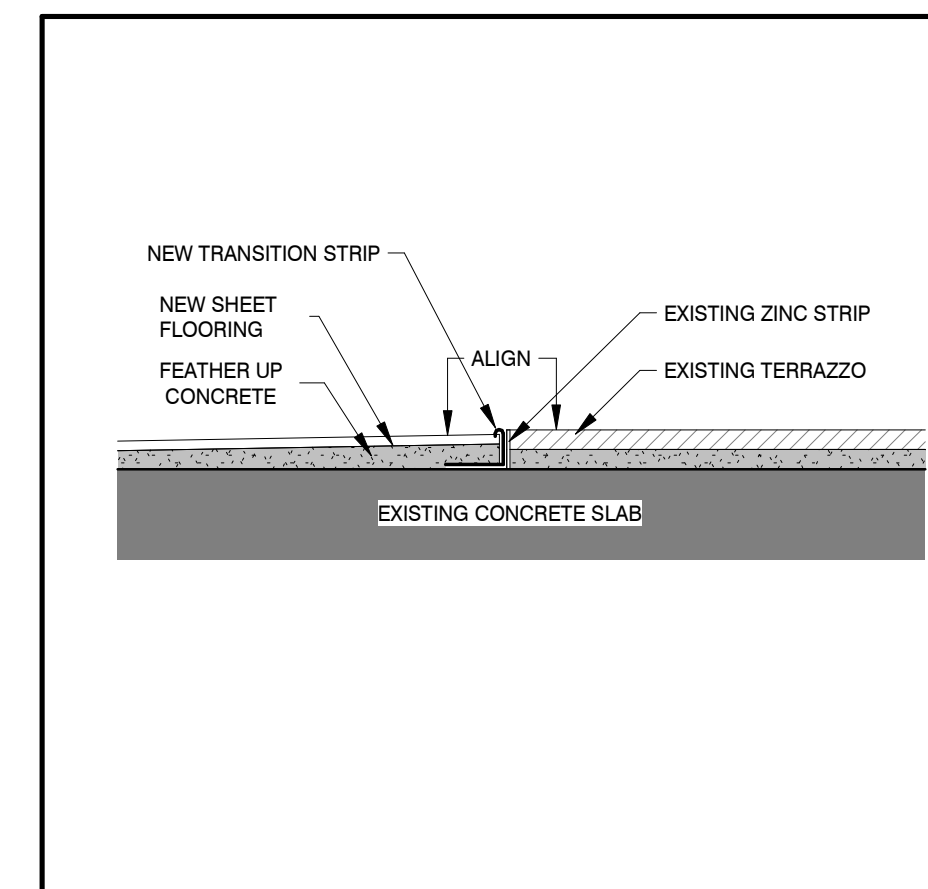
1 LIBRARY STORAGE NORTH ELEVATION
A704 1:50



6 PIPE CHASE & TEACHERS CLOSET - RM. 7 & 8
A705 1:5

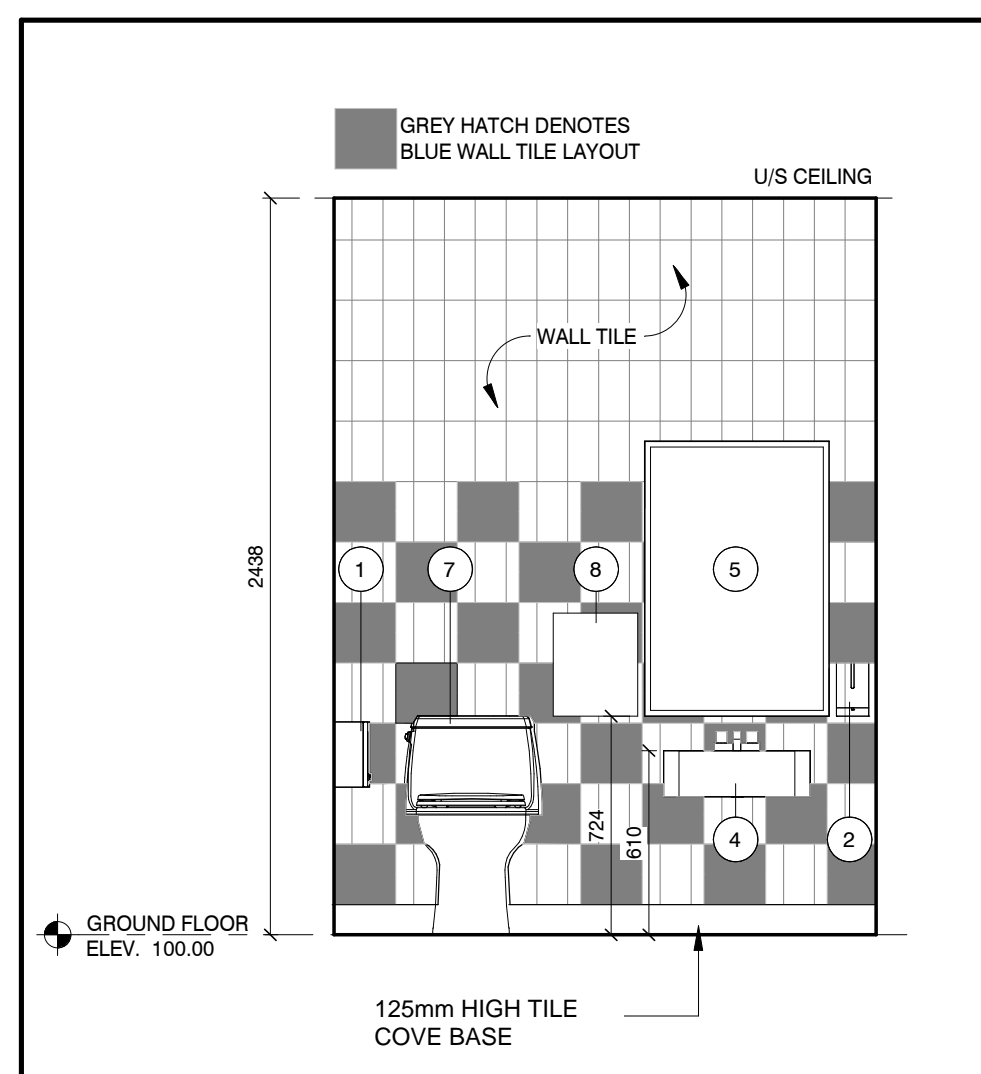


5 FLOOR TRANSITION DETAIL TS - 2
A705 1:5

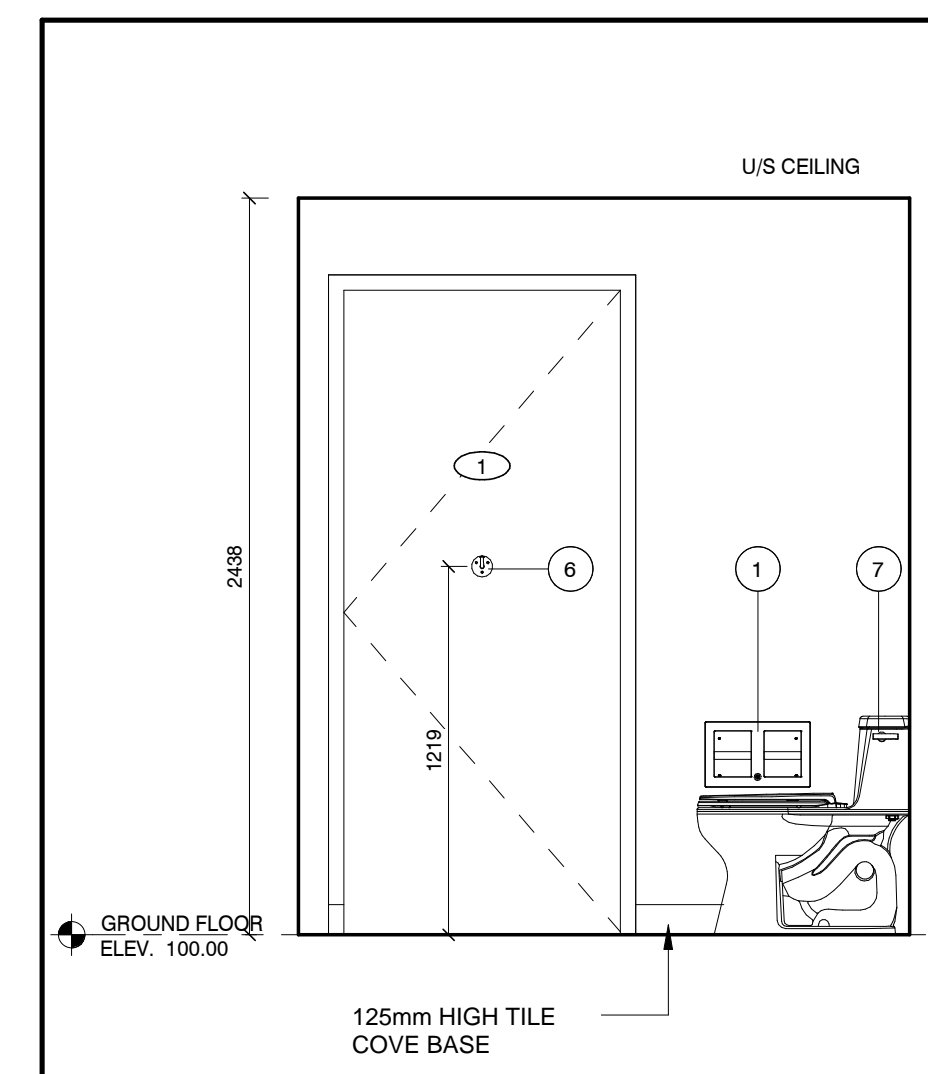


4 FLOORING TRANSITION DETAIL TS - 1
A705 1:5

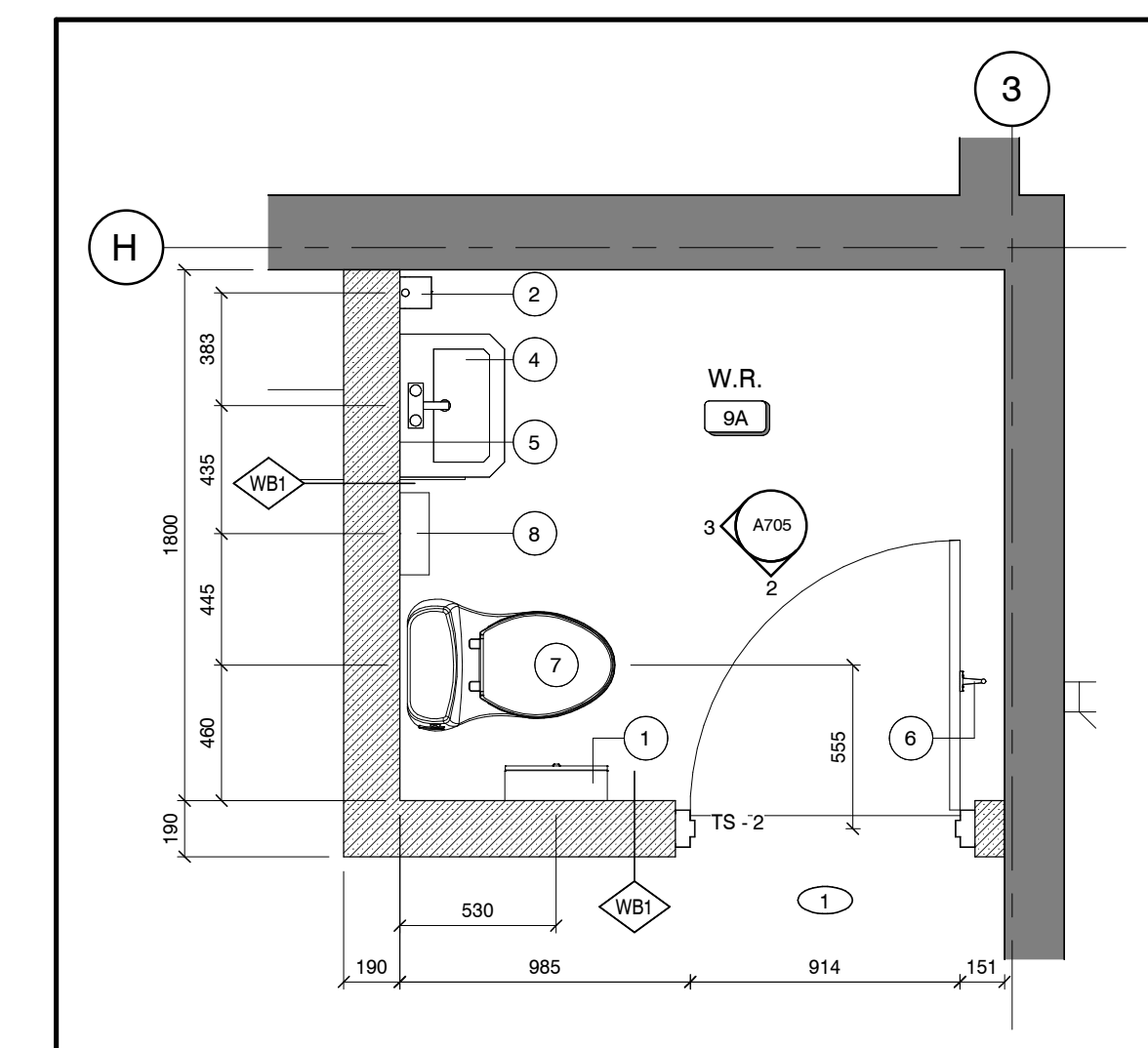
- WASHROOM NOTES:**
- 1 TOILET PAPER HOLDER, SURFACE-MOUNTED.
 - 2 WALL MOUNTED SOAP DISPENSER.
 - 3 SEMI-RECESSED PAPER TOWEL DISPENSER.
 - 4 SINK REFER TO MECHANICAL FOR MORE INFORMATION.
 - 5 STANDARD MIRROR, CENTRED ON SINK BELOW.
 - 6 COAT HOOK.
 - 7 WATER CLOSET. REFER TO MECHANICAL.
 - 8 PAPER TOWEL DISPENSER



3 WASHROOM ELEVATION
A705 1:25



2 WASHROOM ELEVATION
A705 1:25



1 ENLARGED WASHROOM PLAN
A705 1:25

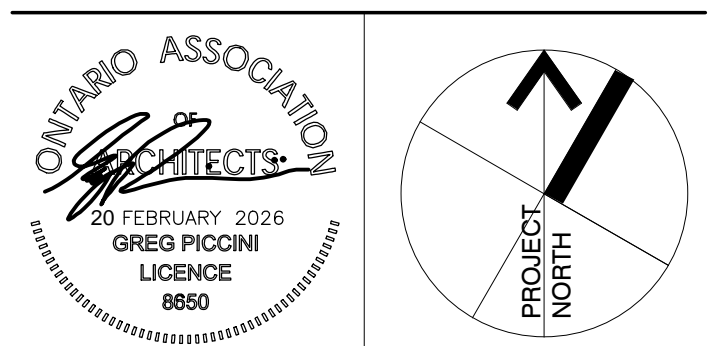
NO	DATE	ISSUE
3	20/02/16	ISSUED FOR TENDER
2	02/06/26	BUILDING PERMIT
1	01/12/25	SCHEMATIC DESIGN

MARTIN SIMMONS SWEERS

200 - 113 Breithaupt Street
Kitchener, ON N2H 5G9
t 519.745.4754 f 519.745.0061

DO NOT SCALE THESE DRAWINGS. THE CONTRACTOR SHALL VERIFY ALL DIMENSIONS AND REPORT ANY ERRORS AND/OR OMISSIONS TO THE ARCHITECT / CONSULTANT BEFORE COMMENCING THE WORK.

THESE DRAWINGS ARE THE PROPERTY OF THE ARCHITECT / CONSULTANT AND ARE NOT TO BE DUPLICATED OR DISTRIBUTED WITHOUT CONSENT FROM THE ARCHITECT / CONSULTANT.



PROJECT
**WINSTON CHURCHILL P.S.
ROOF REPLACEMENT**

100 MILFORD AVE. WATERLOO, ON.

**ENLARGED
WASHROOM PLAN,
PLAN DETAILS, &
FINISH DETAILS**

DRAWN BY: CM
CHECKED BY: GP
DATE: FEBRUARY 20, 2026
SCALE: As indicated
DRAWING NO: A705
PROJECT NO: 25054

