



Addendum # 2

Bid Opportunity: 25-7630-RFT - Laurentian Public School HVAC and Building Controls Upgrade

Closing Date: Wednesday, February 19, 2025 2:00 PM

The following issued by the Board shall form part of the Bid / Proposal Solicitation document. The revisions and additions noted herein along with any attachments shall be read in conjunction with all other related documents. This Addendum shall, take precedence over the previously issued documents where differences occur. Receipt of this addendum must be acknowledged in the Bidding System, bids&tenders.

If you have already submitted a Bid / Proposal, it will be automatically withdrawn as a result of this addendum. You must resubmit the Bid / Proposal acknowledging all addenda and revising your Bid / Proposal to comply with all addenda.

Question 1:

We ask for a extension to the closing to make it the week of February 25th.

Answer 1:

Closing date for this bid has been changed to Wednesday, February 19th, 2025 at 2:00pm local time.

Question 2:

The allowance specify Soundfield System. I see no reference to any Soundfield System in the drawings. Is this intended to cover the Topcat systems?

Answer 2:

Soundfield system – Refer to detail A/E102 and Drawing E501 Classroom 10-15 for requirements. Supply of Sound Field System and installation will be by allowance. Rough-ins to be in base bid.

Question 3:

Can define where the VCT1 is to be on the scope.

Answer 3:

Delete reference to VCT1 from finish legend on A202.

Question 4:

ON Drawing number M301. Note 5.

Are we to simply remove the grills from the ceiling? Is there any connecting ductwork above the ceiling that will need capped and sealed?

Answer 4:

These grilles are in the existing millwork.

Question 5:

On Drawing number M304. Cleaning of the existing HVAC system as specified. Which ducting is it? Is the exhaust ducting that is being reused on the new RTU? is it only referencing the Multi-Purpose room?

Answer 5:

As indicated in the specification.

Question 6:

There are 2 details on Drawing M501 regarding the roof curbs and they both show a vibration isolation rail yet the specifications read differently notably under accessories in the packaged roof top section that says vibration rail (if not internally isolated). Which reading governs the project?

Answer 6:

Requirement of vibration rail will be dependent on which HVAC manufacturer is provided (not all have internal isolation).

Question 7:

Our specialist trades including mechanical and controls are facing difficulty obtaining competitive and comprehensive offers from the market to enable us to submit a competitive bid for the project in time for the closing.

We request that an extension to the bid closing date may please granted to enable us to offer a proposal which could be of benefit to the client.

We thank you in anticipation for your indulgence.

Answer 7:

Building automation is by Energy Controls as specified; no alternates.

Question 8:

As per note 2 on M201 we are to remove and replace the existing control valves with new. Are the existing control valves 2-way or 3-way?

Answer 8:

Requirement of 2-way or 3-way is dependent on the heater or unit. Refer to details.

Question 9:

Please provide details and an elevation for the new millwork doors in the science room 17, see note 6 on 3-A202.

Answer 9:

See attached for 2/A802 'Science Room – West Millwork Elevation'

Question 10:

In science room 17 will the benches need to be removed to facilitate refinishing the parquet flooring, or do they remain in place?

Answer 10:

Temporarily remove benches, refer to changes to architectural drawings A102 and A202 in this addendum.

Question 11:

Please provide a detail for note 12 on drawing A202. The structural and mechanical drawings do not have any details for this item.

Answer 11:

¼" thick plate to be used to cover existing duct openings being abandoned. Affix plate to existing concrete floor slab using ¼" concrete screws spaced at 6" minimum.

Question 12:

Please provide a detail for the insulated panel louver infill note 13 on drawing A202 room D46.

Answer 12:

Refer to detail 'Installed Louver Cap Detail' on M601

GENERAL

1. Add project-specific designated substance & hazardous materials assessment by SafeTECH Environmental Ltd.

CHANGES TO SPECIFICATIONS**SECTION 00 21 13 Instructions to Bidders**

1. Item #6 'Anticipated Project Schedule': Revise 'Closing Date and Time' to read **February 19th, 2025, 2:00PM local time** in lieu of FEB 18, 2025, 2:00pm local time.

SECTION 00 73 00 The Supplementary Conditions

1. Delete clause 10.3.

CHANGES TO MECHANICAL AND ELECTRICAL

1. Refer to Addendum 02 by DEI Consulting Engineers (attached).

CHANGES TO ARCHITECTURAL DRAWINGS**Drawing A102 Partial Ground Floor Plan Demolition Plan**

1. In Life Skills Room (16), Science Room (17) and Music Room (21) revised demolition note 03 to demolition note 04. See attached drawing A102.

2. In Demolition Notes added demolition note 20 'Temporarily remove benches and store on site to allow for re-finish of wood floor. Refer to electrical demolition drawings E301 for electrical disconnect of receptacles.'
3. In Science Room (17) added benches and demolition note 20 to benches.

Drawing A202 Partial Ground Floor Plan

1. In Science Room (17) added millwork elevation 2/A802. See attached drawing A201.
2. In Drawing Notes added drawing note 17 'Upon completion of wood floor re-finish, reinstall benches in same location. Reconnect electrical service. Refer to electrical drawing E501 for receptacle reconnect.'
3. In Science Room (17) added benches and drawing note 17.
4. Removed VCT1 from Finish Legend.

Drawing A802 Typical Details

1. Added 2/A802 'Science Room – West Millwork Elevation'
2. To Millwork Drawing Notes added drawing note 20 '19mm melamine door c/w 3mm PVC edge on all exposed edges. Re-install all hardware from existing millwork doors, including but not limited to door pulls, hinges and lock hardware.'

END OF ADDENDUM

ATTACHMENTS

Safetech Environmental Ltd Designated Substance & Hazardous Materials Assessment
Addendum 02 by DEI Consulting Engineers.

A102

A202

A802

PROJECT-SPECIFIC DESIGNATED SUBSTANCE & HAZARDOUS MATERIALS ASSESSMENT

Laurentian Public School
777 Westmount Road East,
Kitchener, Ontario

Prepared for:
Jeff Cull,
Environmental Officer – Facility Services

Waterloo Region District School Board
51 Ardelt Avenue
Kitchener, Ontario N2C 2R5

Prepared by:
Safetech Environmental Limited



Per: Alyssa Nagy, B.Sc.,
Occupational Health & Safety Technician



Per: Shannon Deline, B.A.,
Project Coordinator



Reviewed by: Jeremy J. Gore, C.E.T., EP
Regional Manager – SWO

Safetech Project Number 2-3240084

TABLE OF CONTENTS

EXECUTIVE SUMMARY	i
1.0 INTRODUCTION	1
1.1 Background and Objectives	1
1.2 Scope of Work.....	2
1.3 Past Environmental Reports.....	2
2.0 METHODOLOGY	3
2.1 Designated Substances	4
2.1.1 Asbestos.....	4
2.1.2 Lead	5
2.1.3 Mercury	6
2.1.4 Silica.....	6
2.1.5 Other Designated Substances	6
2.2 Other Hazardous Materials	6
2.2.1 Chemical Hazards	6
2.2.2 Biological Hazards.....	7
2.2.3 Environmental Hazards	7
3.0 RESULTS.....	8
3.1 Designated Substances	8
3.1.1 Asbestos.....	8
3.1.2 Lead	11
3.1.3 Mercury	12
3.1.4 Silica.....	12
3.1.5 Other Designated Substances	12
3.2 Other Hazardous Materials	12
3.2.1 Chemical Hazards	12
3.2.2 Biological Hazards.....	12
3.2.3 Environmental Hazards	13

4.0	CONCLUSIONS AND RECOMMENDATIONS	14
4.1	Designated Substances	14
4.1.1	<i>Asbestos</i>	14
4.1.2	<i>Lead</i>	15
4.1.3	<i>Mercury</i>	15
4.1.4	<i>Silica</i>	16
4.1.5	<i>Other Designated Substances</i>	16
4.2	Other Hazardous Materials	16
4.2.1	<i>Chemical Hazards</i>	16
4.2.2	<i>Biological Hazards</i>	17
4.2.3	<i>Environmental Hazards</i>	17
5.0	Limitations	18

LIST OF TABLES

Table 1	Results of Assessment for Asbestos-Containing Materials
Table 2	Results of Paint Condition and Lead Content Assessment

LIST OF APPENDICES

Appendix A	Condition Assessment Criteria for Asbestos-Containing Materials
Appendix B	Figures AS01: Extent of Assessment Area and Sample Locations
Appendix C	Laboratory Certificate of Analysis – Lead
Appendix D	Site Photographs – November 1, 2024
Appendix E	Background Information on Designated Substances and Other Hazardous Materials

EXECUTIVE SUMMARY

Safetech Environmental Limited (Safetech) was retained by Jeff Cull with the Waterloo Region District School Board (WRDSB), to conduct a project-specific designated substance and hazardous materials (DSHM) assessment in preparation of upcoming renovation work within Laurentian Public School located at 777 Westmount Road East, in Kitchener, Ontario. The building will herein be referred to as the “site”.

The objective of our assessment was to determine the presence, location, condition, and approximate quantities (where possible) of designated substances and other hazardous materials within project-specific assessment areas that have the potential to be disturbed as part of upcoming renovation activities so that appropriate abatement and other control measures can be implemented to protect workers during work and control/classify waste materials, as mandated by Ontario regulations. It is Safetech’s understanding that the proposed renovation work includes millwork upgrades and removing unit ventilators within project-specific work areas as identified by marked-up floor plans provided by the Waterloo Region District School Board.

A summary of the designated substances and hazardous materials identified is provided below. This should be considered a summary only. Please refer to the Results (Section 3) and Conclusions and Recommendations (Section 4) of our report for additional details.

Asbestos

Asbestos was confirmed present within the following building materials observed within project-specific assessment areas:

- 12”x12” green with white streak vinyl floor tiles identified in classroom 16.

Additionally, asbestos-containing parging cement is present on mechanical pipe fittings within the subject building. Although not visually identified within project-specific assessment areas, asbestos-containing parged fittings may be present in concealed locations (i.e. wall cavities, above solid ceilings).

No other asbestos-containing materials were identified or are suspected present within the project-specific assessment areas. This assessment was limited to sampling of materials that have the potential to be impacted by planned renovation work, as reported by the WRDSB. Assessment of other areas or materials within the building was not conducted. Asbestos-containing materials and other designated substances are present in other areas of the building, which are not identified in this report. If the scope of work expands beyond the limit of our assessment then stop work immediately and assess, as needed. Refer to Figure AS01 in Appendix B for the extent of this assessment.

Lead

Results of paint chip analysis for the determination of lead content indicated that all paints collected for analysis were found to have a '*de minimis*' or 'virtually safe' level of lead in paint in accordance with the Environmental Abatement Council of Canada (EACC) "Lead Guideline" (October 2014).

Lead is suspected present in minor quantities as solder in pipe fittings and electrical equipment. Any disturbance of lead materials should be conducted in accordance with the procedures outlined in the EACC "Lead Guideline" (October 2014) and the Ministry of Labour, Immigration, Training and Skills Development (MLITSD) "Lead on Construction Projects" guideline (April 2011). The extent of procedures required depends on the type of work to be conducted.

Mercury

Mercury is deemed present in the form of mercury vapour within sealed fluorescent lamps. Lamps should be handled with care and kept intact to avoid potential exposure to mercury. R.R.O 1990 Regulation 347, waste mercury produced in amounts less than 5 kilograms (kg) are exempt from hazardous waste registration, treatment and disposal requirements and can be disposed of in landfill as regular waste.

Silica

Silica is deemed present in drywall and associated joint compounds, lay-in acoustic ceiling tiles, caulking, mastics, block and associated mortar, and all concrete materials and finishes. Work involving the disturbance of silica-containing materials should follow the procedures outlined in the MLITSD "Silica on Construction Projects" Guideline (April 2011). The appropriate engineering controls, work practices, hygiene practices, personal protective measures and training necessary to conduct the work in a safe manner are provided in this guideline.

Mould

Water damage and a minor quantity (i.e. less than 1 square metre) of suspect mould growth was observed on lay-in acoustic ceiling tiles within tech room 19. Remediation should follow procedures outlined in the EACC Mould Abatement Guideline, Edition 3 (2015). Given the limited area of water damage and suspect mould growth, there are no indoor air quality impact concerns or any immediate need to remediate.

No other designated substances or hazardous building materials were confirmed, deemed or suspected present within the areas assessed. This assessment satisfies the Owner's requirements under Section 30 of the Ontario Occupational Health and Safety Act (OHSA), Revised Statutes of Ontario 1990, as amended.

Should you have any questions regarding the information contained in the report, please contact our office at 519.954.2732.

Safetech Environmental Limited

A handwritten signature in black ink, appearing to read 'Alyssa'.

Per: Alyssa Nagy, B.Sc.,
Occupational Health & Safety Technician
anagy@safetechenv.com

A handwritten signature in black ink, appearing to read 'Shannon Deline'.

Per: Shannon Deline, B.A.
Project Coordinator
sdeline@safetechenv.com

A handwritten signature in black ink, appearing to read 'Jeremy J. Gore'.

Reviewer: Jeremy J. Gore, C.E.T., EP
Regional Manager – SWO
jgore@safetechenv.com

November 20, 2024

Waterloo Region District School Board

51 Ardelt Avenue
Kitchener, Ontario N2C 2R5

Attention: Jeff Cull,
Environmental Officer – Facility Services
Jeff_cull@wrdsb.ca

**RE: Project-Specific Designated Substance & Hazardous Materials Assessment
Laurentian Public School
777 Westmount Road East,, Kitchener, Ontario**

1.0 INTRODUCTION

1.1 Background and Objectives

Safetech Environmental Limited (Safetech) was retained by Jeff Cull with the Waterloo Region District School Board (WRDSB), to conduct a project-specific designated substance and hazardous materials (DSHM) assessment in preparation of upcoming renovation work within Laurentian Public School located at 777 Westmount Road East, in Kitchener, Ontario (site). The objective of our assessment was to determine the presence, location, condition and approximate quantities of designated substances and other hazardous materials within project-specific assessment areas that have the potential to be disturbed as part of upcoming renovation activities so that appropriate abatement and other control measures can be implemented to protect workers during work and control/classify waste materials, as mandated by Ontario regulations.

This assessment satisfies the requirements under Section 30 of the Ontario Occupational Health and Safety Act (OHSA), Revised Statutes of Ontario 1990, as amended. Section 30(1) requires an assessment to determine if there are any designated substances present at a project site prior to construction or demolition activity. Sections 30(2), (3) and (4) require the constructor for a project to provide the findings in this report as part of the tendering information for any tendered project or to prospective contractors (and subcontractors) of a project before entering into a binding contract.

This report documents the findings of our on-site inspection that was conducted on November 1, 2024, and provides conclusions and recommendations based on our findings and knowledge of the planned renovation project.

1.2 Scope of Work

Our scope of work included the following activities:

- A review of existing environmental assessment report(s) provided by Jeff Cull of the WRDSB.
- A visual assessment of all project areas specific to the renovation project to identify the presence, location, condition and approximate quantities of designated substances and other hazardous building materials that may be present. The extent of our assessment area was defined by marked-up floor plans provided by the WRDSB on October 28, 2024.
- Collection, analysis and interpretation of representative bulk samples of suspect asbestos-containing building materials for the determination of asbestos content and material classification (limited to the project-specific assessment areas) only where deemed necessary if a data gap was identified by past environmental reports or a material was noted that does not match a reported description.
- Collection, analysis and interpretation of representative paint chip samples of suspect lead-containing paint for the determination of lead content and material classification (limited to the project-specific assessment areas).
- Preparation of a report to document findings and provide recommendations regarding control measures and/or special handling procedures for designated substances or specific hazardous materials that may be removed or disturbed as part of planned demolition activities.

This assessment only identified designated substances and hazardous materials that were deemed to be part of the building or somehow otherwise incorporated into the building structure and its finishes. Assessing occupant items such as stored products, furnishings, and items, etc., were beyond the scope of this assessment. In addition, our assessment did not include an investigation for underground materials or equipment (vessels, drums, underground storage tanks, pipes, cables, etc.). Furthermore, this assessment was limited to the areas investigated, and more specifically, to those materials that are readily accessible without demolition or alteration of building components for access.

1.3 Past Environmental Reports

Data from past environmental surveys was referenced in terms of understanding previous assessment results and obtaining a general understanding of the overall asbestos-containing material conditions. Where possible, Safetech relied upon results indicated in past surveys and only collected confirmatory samples as necessary.

The following environmental report was provided to Safetech:

- ‘2023 Asbestos Audit Update Report – Laurentian Public School, 777 Westmount Road East, Kitchener, Ontario’ completed by MTE Consultants, dated January 12, 2023.

Based on our review of the previous asbestos reassessment report, the following asbestos-containing materials are present within the project-specific work areas:

- 12”x12” Green with white streak vinyl floor tile; and,
- Transite pipe.

It should be noted that the past environmental survey identified a suspect asbestos-containing Transite pipe within room 19 of the project-specific assessment areas. During this assessment, Safetech did not identify a Transite pipe. However, if identified during renovation work, the material shall be sampling to determine asbestos content, or treated as asbestos-containing for the purpose of removal and disposal.

2.0 METHODOLOGY

The presence of hazardous materials was assessed by visual inspection. For the purpose of this assessment and this document, hazardous materials include designated substances as well as other chemical, biological and environmental hazards as defined below:

- **Designated Substances (as prescribed by Ontario Regulation 490/09):**
 - Acrylonitrile, Arsenic, Asbestos, Benzene, Coke Oven Emissions, Ethylene Oxide, Isocyanates, Lead, Mercury, Silica and Vinyl Chloride.
- **Other Hazardous Materials:**
 - **Chemical Hazards** – Urea Formaldehyde Foam Insulation (UFFI) and other obvious potential chemical hazards
 - **Biological Hazards** – Mould Contamination
 - **Environmental Hazards** – Polychlorinated Biphenyls (PCBs) and Ozone Depleting & Global Warming Substances

For background information regarding the above hazardous materials, please refer to Appendix E.

Destructive testing was not conducted as part of this assessment. Concealed locations such as above solid ceilings, within wall cavities, enclosed mechanical/pipe shafts and bulkheads, etc. were not investigated. Similarly, motors, blowers, electrical panels, etc., were not de-energized or disassembled to examine concealed conditions.

Building materials that are not detailed within this assessment due to inaccessibility at the time of our site visit and/or uncovered during renovation activities should be assessed by a qualified person prior to their disturbance.

Bulk sampling followed by laboratory analysis was also conducted to confirm the presence/absence of selected hazardous materials. Bulk sampling was limited to asbestos in building materials and lead in paint. All other hazardous materials were identified by visual inspection only.

Where possible, observations regarding the location, quantity and condition of the hazardous materials identified were made in order to determine the potential for exposure and provide appropriate recommendations for remedial action, if necessary. Specific methodology for each individual hazardous material assessed is further detailed below.

2.1 Designated Substances

2.1.1 Asbestos

A visual inspection for the presence of both friable and non-friable asbestos-containing material (ACM) was performed within the assessment area. The condition of ACM was rated as Good, Fair or Poor based on our assessment criteria provided in Appendix A.

Although destructive testing was not conducted, details regarding the possible presence of ACM in enclosed locations were provided on a case-by-case basis where our visual inspection indicated this possibility. Materials that may be present in the surveyed area(s) that were not tested intrusively should be considered asbestos-containing until proven otherwise. This includes materials such as elevator brakes, roofing felts, mastics, high voltage wiring, mechanical packing and gaskets, vermiculite inside wall cavities or inaccessible ceiling spaces, and underground services or piping. These materials are recommended to be sampled immediately prior to renovation work if they are to be removed or have a potential to be disturbed.

Bulk samples of building materials were retrieved for all accessible building materials within the investigated areas that were suspected to be asbestos-containing, based on the historical use of the material and surveyor knowledge and experience. Bulk samples were retrieved in accordance with Section 3 and Table 1 of Ontario Regulation 278/05, *Designated Substance – Asbestos on Construction Projects and in Buildings and Repair Operations (O. Reg. 278/05)*, made under the Occupational Health and Safety Act. The number of samples collected for each material was based on the type and quantity of the material present within the area(s) investigated.

Each individual sample was placed in a labelled, sealable, plastic bag for transportation to an independent laboratory (EMC Scientific Inc.). EMC Scientific Inc. is accredited by the National Voluntary Laboratory Accreditation Program (NVLAP) for bulk asbestos fibre analysis.

Analysis for asbestos content was performed by the independent laboratory in accordance with the U.S. Environmental Protection Agency (EPA) Test Method EPA/600/R-93-116: Method for the Determination of Asbestos in Bulk Building Materials. June 1993. This method identifies the asbestos fibre content of building materials using polarized light microscopy (PLM) analytical techniques, with confirmation of presence and type of asbestos made by dispersion staining optical microscopy. This analytical method meets the requirements set forth in Section 3 of O. Reg. 278/05.

In accordance with O. Reg. 278/05, an asbestos-containing material is defined as material that contains 0.5 per cent or more asbestos by dry weight. The laboratory was instructed to conduct “stop-positive” analysis for all materials. If a sample was found to be asbestos-containing no further analysis was conducted for samples taken from the same homogeneous material. The Laboratory Certificate of Analysis is included in Appendix C. Locations where ACM have been identified are detailed in this report. Recommendations pertaining to ACM were made based on the friability, accessibility, and condition of the material.

2.1.2 Lead

An assessment for lead in paint was conducted by retrieving paint chip samples from representative surfaces within the areas assessed. The condition of the painted surface from which each sample was taken was also visually assessed for signs of deterioration such as cracking, chipping, flaking, bubbling and deterioration due to friction. The condition of these surfaces were assessed as good, fair or poor based on the degree and extent of deterioration. The paint chip sample was retrieved by scraping the paint down to the base material substrate to ensure collection of all layers of paint. Care was taken to avoid collection of the underlying substrate to reduce analytical substrate matrix interference.

Upon completion of our assessment, the paint chip samples were submitted to an independent laboratory (Caduceon Environmental Laboratories) for the determination of lead content. This laboratory participates in and is accredited by the EPA (U.S. Environmental Protection Agency) for analysis of lead in paint chips through the American Industrial Hygiene Association (AIHA) Environmental Lead Laboratory Accreditation Program (ELLAP). Analysis was conducted by the laboratory following the EPA Method 6010. Result of analysis was reported by the laboratory in micrograms per gram ($\mu\text{g/g}$). The Laboratory Certificate of Analysis is included in Appendix C.

The presence of lead in other materials, such as lead sheeting, pigmented mortar, lead piping, lead solder, etc. were noted where observed but were not sampled to verify lead content. Lead can be present in these materials to varying degrees, depending on their age of application (refer to Appendix E for additional details) and should be considered lead-containing until proven otherwise.

2.1.3 Mercury

The type, quantity, and location of mercury-containing equipment and devices within the areas assessed were determined by visual inspection based on appearance, age and knowledge of historical uses. Sampling for mercury-containing building materials and dismantling of suspect mercury-containing equipment was not performed. Where possible, attempts were made to verify the presence/absence of mercury by gathering additional information such as equipment model number, serial number, etc.

2.1.4 Silica

The presence of crystalline silica in building materials was determined through visual inspection of building materials only, based on knowledge of the historic use of silica-containing materials in certain building materials. Sampling to verify the presence/absence of silica in building materials was not performed.

2.1.5 Other Designated Substances

Other designated substances (i.e. acrylonitrile, arsenic, benzene, coke oven emissions, ethylene oxide, isocyanates, and vinyl chloride) are typically not expected to be encountered in building materials as significant constituents or in a form that would represent an exposure concern. These substances were not included in our assessment unless specific information regarding their use (e.g. in a manufacturing process) was provided to us. Please refer to Appendix E for information regarding where these designated substances are typically found or used. No sampling for these designated substances was performed.

2.2 Other Hazardous Materials

2.2.1 Chemical Hazards

Urea Formaldehyde Foam Insulation (UFFI)

A visual inspection to evaluate the possible presence of Urea Formaldehyde Foam Insulation (UFFI) was conducted within the area(s) assessed. Our visual inspection was limited to looking for evidence of possible UFFI installation (i.e. repaired nozzle holes in walls) and overspray at wall/ceiling joints, etc. No material sampling was conducted as part of our assessment.

2.2.2 Biological Hazards

Mould Contamination

A visual inspection to determine the possibility of indoor mould growth was conducted within the area assessed. Our assessment was limited to looking for evidence of mould growth and water damage (staining, material deterioration, efflorescence, etc.) on the surface of building materials, which may be an indicator of hidden mould growth. No moisture content readings of building materials were taken to determine their current condition. Additionally, destructive testing to confirm the presence/absence of hidden mould growth and material sampling to verify the presence/absence of mould on suspect surfaces was beyond the scope of this assessment.

2.2.3 Environmental Hazards

Polychlorinated Biphenyls (PCBs)

The presence of PCB-containing electrical equipment within the area(s) assessed was identified through visual inspection and knowledge of the timeline of historical use.

For stand-alone transformers and capacitors, information from the manufacturer nameplate (such as the date of manufacture, dielectric fluid trade name or “Type Number”, etc.) was gathered, where possible, to further evaluate if the equipment may contain PCBs. This information was then compared to the information provided in the Environment Canada document entitled “*Handbook on PCB’s in Electrical Equipment*” (Third Edition, April 1988) to aid in identification. Transformers and capacitors confirmed to be manufactured after 1979 were assumed to not contain PCBs. If appropriate information could not be obtained it was assumed that the transformer or capacitor contained PCBs.

No sampling of materials or fluids within equipment was conducted to verify the presence/absence of PCBs. Inspection and testing of other materials for PCB content, including (but not limited to) caulking, asphalt, oil-based paint, plastics, switches, oil residue, electric cables and hydraulic fluids was beyond the scope of our assessment.

Ozone Depleting and Global Warming Substances

The presence of fixed equipment likely to contain ozone-depleting substances (ODS) and/or global-warming substances (GWS) was identified through visual inspection and knowledge of the timeline of historical use. This included equipment such as chillers, air-conditioners and fixed dry-chemical fire extinguishers, where chemicals such as hydrochlorofluorocarbons (HCFCs), hydrofluorocarbons (HFCs) or halons may be present. Where possible, information regarding the type and quantity of refrigerant present was obtained from the manufacturer nameplate.

Our visual assessment was limited to fixed equipment within the area(s) assessed and did not include portable equipment such as stand-alone refrigerators, freezers, water coolers, air-conditioners and fire extinguishers, etc.

3.0 RESULTS

Results of our visual assessment and bulk sample analytical findings are summarized in the sections below. Photographs of conditions observed are referenced in the appropriate section where applicable (as **P#**) and are included in Appendix D.

3.1 Designated Substances

3.1.1 Asbestos

Materials assessed for asbestos content are summarized in Table 1 based on the type/use of the material. The condition and friability of materials confirmed or suspected to be asbestos-containing (based on our visual assessment and results of bulk sample analysis) is provided. Condition (Cond.) ratings are provided as Good (G), Fair (F) or Poor (P) based on our Assessment Criteria provided in Appendix A. Estimates of quantity have only been provided for confirmed or suspected asbestos-containing materials that were deemed to have a potential to be disturbed as part of the upcoming renovation project. Any quantities provided should be considered rough estimates only and only apply to the limited project-specific assessment areas.

TABLE 1
Results of Assessment for Asbestos-Containing Materials
777 Westmount Road East, Kitchener, Ontario
Date of Assessment: November 1, 2024

Sprayed and Loose Fill Insulating Materials	Location/Description	Cond.	Est. Quantity	Friability
Sprayed Fireproofing	None identified in project-specific work areas.	N/A	N/A	N/A
Sprayed Insulation	None identified in project-specific work areas.	N/A	N/A	N/A
Loose Fill / Vermiculite Insulation	None identified in project-specific work areas.	N/A	N/A	N/A
Thermal System Insulation	Location/Description	Cond.	Est. Quantity	Friability
Mechanical Pipe Insulation – Straights	Mechanical pipe straights within the areas assessed were observed to be uninsulated or insulated with non-asbestos fibreglass. No asbestos-containing pipe straight insulation was identified within project-specific work areas.	N/D	N/D	N/D

Mechanical Pipe Insulation – Fittings (elbows, valves, tees, hangars, etc.)	Mechanical pipe fittings within the areas assessed were observed to be uninsulated or insulated with non-asbestos fibreglass. No asbestos-containing pipe fitting insulation was identified within project-specific work areas.	Good	~30	Friable
HVAC Duct Insulation	HCAV ducting within the areas assessed was observed to be uninsulated. No asbestos-containing pipe HVAC duct insulation was identified within project-specific work areas.	N/A	N/A	N/A
Breeching / Exhaust Insulation	None identified in project-specific work areas.	N/A	N/A	N/A
Tank Insulation	None identified in project-specific work areas.	N/A	N/A	N/A
Boiler Insulation	None identified in project-specific work areas.	N/A	N/A	N/A
Other Mechanical Equipment Insulation	No other mechanical equipment insulation was identified within the project area.	N/A	N/A	N/A
Architectural Finishes & Finishing Materials	Location/Description	Cond.	Est. Quantity	Friability
Sprayed Texture / Stucco Finishes	None identified in project-specific work areas.	N/A	N/A	N/A
Plaster Finishes	None identified in project-specific work areas.	N/A	N/A	N/A
Drywall Joint Compound	A drywall ceiling was identified within room 74. The associated joint compound was sampled during a previous environmental survey and has been determined to not contain asbestos (refer to the report referenced in Section 1.3).	N/A	N/A	N/A
Ceiling Tiles	Location/Description	Cond.	Est. Quantity	Friability
Lay-in Acoustic Ceiling Tiles	2'x4' long fissure random pinhole patterned ceiling tiles were identified throughout the areas assessed. The tiles were sampled during a previous environmental survey and has been determined to not contain asbestos (refer to the report referenced in Section 1.3).	N/A	N/A	N/A
	2'x4' short fissure random pinhole patterned ceiling tiles were identified throughout the areas assessed. The tiles were sampled during a previous environmental survey and has been determined to not contain asbestos (refer to the report referenced in Section 1.3).	N/A	N/A	N/A

Lay-in Acoustic Ceiling Tiles	2'x4' white ceiling tiles were identified within rooms 21 and 73. The tiles were noted to be composed of fibreglass and are not suspected of containing asbestos.	N/A	N/A	N/A
	2'x4' random pinhole patterned ceiling tiles were identified throughout the areas assessed. The tiles were sampled during a previous environmental survey and has been determined to not contain asbestos (refer to the report referenced in Section 1.3).	N/A	N/A	N/A
Fixed-in-Place Ceiling Tiles	None identified in project-specific work areas.	N/A	N/A	N/A
Transite Ceiling Panels	None identified in project-specific work areas.	N/A	N/A	N/A
Flooring	Location/Description	Cond.	Est. Quantity	Friability
Vinyl Floor Tiles	12"x12" green with white streaks vinyl floor tiles were identified within classroom 16 (P1). The material was sampled during a previous environmental survey and was determined to contain Chrysotile asbestos (refer to the report referenced in Section 1.3). The associated mastic was sampled and determined to be non-asbestos.	Good	~ 18m ²	Non-Friable
	12"x12" Beige dense fleck vinyl floor tiles were identified throughout the areas assessed. The material was sampled during a previous environmental survey and was determined not to contain asbestos (refer to the report referenced in Section 1.3). The associated mastic was sampled and determined to be non-asbestos.	N/A	N/A	N/A
Vinyl Sheet Flooring	None identified in project-specific work areas.	N/A	N/A	N/A
Asbestos Cement Products	Location/Description	Cond.	Est. Quantity	Friability
Piping	No Transite pipe was identified within project-specific work areas.	N/A	N/A	N/A
	The past environmental survey identified Transite pipe within room 19 of the area assessed (refer to the report referenced in Section 1.3). Although not visually identified within the assessment area, it is possible that Transite pipe is present within concealed locations (i.e. above solid ceilings or within wall cavities).			
Roofing, Siding, Wallboard	None identified in project-specific work areas.	N/A	N/A	N/A
Other Cement Products	None identified in project-specific work areas.	N/A	N/A	N/A

Misc. Materials	Location/Description	Cond.	Est. Quantity	Friability
Other Materials	Asbestos may be a component of other materials within the areas assessed which were not sampled due to inaccessibility. Any additional materials uncovered that are suspected of containing asbestos must be sampled prior to proceeding with any work.	N/D	N/D	N/D

Notes: N/A=Not Applicable; N/D=Not Determined

3.1.2 Lead

Laboratory analytical results for paints and surface coatings tested to determine lead content are summarized below in Table 2. The Laboratory Certificate of Analysis is included in Appendix C.

TABLE 2
Results of Paint Condition and Lead Content Assessment
777 Westmount Road East, Kitchener, Ontario
Sample Collection Date: November 1, 2024

Sample No.	Location	Surface	Paint Colour	Condition	Lead Conc. (µg/g)	EACC Classification
LP01	Classroom 12	Concrete Block Wall	White	Good	6	'De Minimis' level of lead
LP02	Home Economics Room 16	Concrete Block Wall	Cream	Good	682	'De Minimis' level of lead
LP03	Tech. Room 19	Metal Table	Grey	Poor	636	'De Minimis' level of lead

All three (3) paint samples collected for analysis were determined to contain less than 1000 µg/g (0.1% Lead by Weight) and are considered to have a 'de minimis' level of lead in paint (virtually safe) as per the October 2014 Environmental Abatement Council of Canada (EACC) Lead Guideline for Construction, Renovation, Maintenance or Repair. These paints require no extra precautions provided they and the surfaces they're adhered to are not aggressively disturbed (e.g. sand blasted, heat torched, etc.).

Additional minor lead-containing materials suspected present within the investigated area include the following:

- Lead solder used in pipe fittings or electrical equipment.

3.1.3 Mercury

Mercury is deemed present in vapour form within fluorescent light tubes located throughout the areas assessed. No other equipment suspected of containing mercury was identified within the assessed areas.

3.1.4 Silica

A number of building materials were identified within the surveyed areas that are suspected to contain crystalline silica. This includes the following materials:

- Lay-in acoustic ceiling tiles;
- Drywall and associated joint compounds;
- Caulking;
- Mastics;
- Brick and associated mortar; and,
- All concrete finishes and materials.

3.1.5 Other Designated Substances

Acrylonitrile, arsenic, benzene, coke oven emissions, ethylene oxide, isocyanates, and vinyl chloride were not included in our assessment as these substances are not expected to be a significant component of building materials or present in a form that would represent an exposure concern. Additionally, no specific information regarding their use was provided to us.

3.2 Other Hazardous Materials

3.2.1 Chemical Hazards

No visible evidence of UFFI installation (i.e. injection openings) or overspray of foam insulation at wall/ceiling joints was identified. In addition, UFFI insulation within interior wall cavities is not suspected. No other hazardous materials were identified nor are they suspected present.

3.2.2 Biological Hazards

Mould Contamination

Water damage and minor mould growth was identified on lay in ceiling tiles in classroom 19. The extent of mould growth identified on the tiles is estimated to encompass less than 1 square metre of surface area (**P2**).

3.2.3 Environmental Hazards

Polychlorinated Biphenyls (PCBs)

Fluorescent light fixtures were identified throughout the areas assessed. Lamp types that are ballast dependent were noted to be retrofitted with newer T8 lamps, and are therefore not suspected of containing PCBs.

Ozone Depleting and Global Warming Substances

No Ozone Depleting / Global Warming Substances were identified within the assessed areas at the time of the assessment.

4.0 CONCLUSIONS AND RECOMMENDATIONS

4.1 Designated Substances

4.1.1 Asbestos

Results of our assessment indicated that the following asbestos-containing materials are present within project-specific assessment areas that may be disturbed as part of the planned renovation project:

Non-Friable Asbestos-Containing Materials

- 12"x12" green with white streaks vinyl floor tiles were identified within Room 16

Additionally, asbestos-containing parging cement is present on mechanical pipe fittings within the subject building. Although not visually identified within project-specific assessment areas, asbestos-containing parged fittings may be present in concealed locations (i.e. wall cavities, above solid ceilings).

No other asbestos-containing materials were identified or are suspected present within the project-specific assessment areas. This assessment was limited to sampling of materials that have the potential to be impacted by planned renovation work, as reported by the WRDSB. Assessment of other areas or materials within the building was not conducted. Asbestos-containing materials and other designated substances are present in other areas of the building, which are not identified in this report. If the scope of work expands beyond the limit of our assessment then stop work immediately and assess, as needed.

Non-friable asbestos-containing materials in GOOD condition can be managed in place until activities which could result in disturbance of this material. In the event the non-friable asbestos-containing materials are removed, Type 1 operations apply (provided that the material is wetted down and removed using non-powered hand held tools) as outlined in Ontario Regulation 278/05, *Designated Substance - Asbestos on Construction Projects and in Buildings and Repair Operations* – made under the Ontario Occupational Health and Safety Act. If the material cannot be adequately wetted, Type 2 operations apply.

The removal or disturbance of ACM must follow the measures and procedures indicated in Ontario Regulation 278/05. This work should be conducted by workers who have received proper training by a "competent person" in the hazards of asbestos exposure, personal hygiene and work practices, and the use and care of respirators and protective clothing. Any worker/supervisor who works in a Type 3 operation must successfully complete the Asbestos Abatement Worker or Supervisor Training Program approved by the Ministry of Training, Colleges and Universities.

It is recommended that work involving the removal or disturbance of ACM be subject to inspection and testing to document conformance with Ontario Regulation 278/05 requirements. The degree of inspection and testing is dependent on site-specific conditions such as the type, duration, size and location of the work.

4.1.2 Lead

Results of paint chip analysis indicated that all paints contain sampled contain a 'de minimis' level of lead and require no extra precautions provided they and the surfaces they're adhered to are not aggressively disturbed (e.g. sand blasted, heat torched, etc.).

If practicable, all bulk lead waste materials should be separated from other wastes and sent to a recycling facility. If not practicable, lead-containing waste should be handled and disposed of according to R.R.O. 1990 Regulation 347 (Reg. 347), *General – Waste Management*, made under the Environmental Protection Act. Under this regulation (and depending on the quantity of waste generated) the waste may be subject to analysis following the Toxicity Characteristic Leaching Procedure (TCLP) to determine if it is a "leachate toxic waste" based on the leachate quality criteria provided in Schedule 4 of the regulation. Such wastes must meet specific treatment requirements (Schedule 5) or undergo alternative treatment for hazardous debris (Schedule 8) prior to land disposal.

4.1.3 Mercury

Fluorescent light fixtures should be handled with care and kept intact to avoid potential exposure to mercury vapour present within the lamps/bulbs. Under Reg. 347, waste mercury produced in amounts less than 5 kilograms (kg) are exempt from hazardous waste registration, treatment and disposal requirements and can be disposed of in landfill as regular waste. Larger quantities of waste mercury must be treated and disposed of in accordance with the requirements of Reg. 347.

Although no mercury was visibly identified in other equipment, dismantling of equipment (if present) was not conducted to verify the presence/absence of mercury. It is cautioned that thermometers, barometers, and other measuring devices (pressure gauges/sensors, vacuum gauges, manometers, etc.), thermostats, and a variety of other electrical switches (temperature sensitive, tilt switches, float switches, etc.) may contain mercury that may not be visible without dismantling the equipment. Such devices should be assumed to contain mercury until proven otherwise and similar precautions to those outlined above should be taken if any of those items are to be disturbed or taken out of service in the future.

4.1.4 Silica

Suspect silica-containing materials were identified throughout the assessed areas. In their current state, building materials containing silica do not represent a risk to building occupants or construction workers. Risks associated with exposure to silica arise during demolition activities that cause silica dust to be created (particularly grinding, drilling or cutting operations and during major demolition), resulting in a crystalline silica inhalation hazard.

If any materials suspected to contain silica are to be removed or otherwise disturbed as a result of renovation or demolition activities it is recommended that procedures be put in place to control the generation of dust (such as routine water misting) and thus reduce the potential for worker exposure. Workers that have the potential to be exposed to airborne silica should also wear appropriate protective clothing and respiratory protection.

Any work involving the disturbance of silica-containing materials should follow the procedures outlined in the MLITSD *"Silica on Construction Projects"* guideline (April 2011). The appropriate engineering controls, work practices, hygiene practices, personal protective measures and training necessary to conduct the work in a safe manner are provided in this guideline. The general measures and procedures (or Type of operation) necessary depends on the type of work to be conducted.

4.1.5 Other Designated Substances

No other designated substances are expected to be a component of building materials within the surveyed area in a form that would represent an exposure concern. Therefore, no protective measures or procedures specific to acrylonitrile, arsenic, benzene, coke oven emissions, ethylene oxide, isocyanates, and vinyl chloride are considered necessary.

4.2 Other Hazardous Materials

4.2.1 Chemical Hazards

As no UFFI was identified or is suspected to be present within the surveyed area no further action is required. However, although intrusive testing was conducted, there is a remote possibility that UFFI could be hidden within locations such as exterior wall cavities that were not investigated. If suspect foam insulation is identified during demolition activities work should be stopped and the area should be re-assessed to evaluate conditions and determine appropriate control measures and worker protection, if necessary.

4.2.2 Biological Hazards

Mould Contamination

Mould contamination identified on lay-in ceiling tiles in Classroom 19 is minor (i.e. less than 1 square metre). The mould impacted ceiling tile shall to be removed following Level 1 mould remediation procedures outlined in the Environmental Abatement Council of Canada (EACC) "Mould Abatement Guidelines" (Edition 3, 2015).

4.2.3 Environmental Hazards

Polychlorinated Biphenyls (PCBs)

None identified in the area(s) assessed, no action required.

Ozone Depleting and Global Warming Substances

None identified in the area(s) assessed, no action required.

5.0 LIMITATIONS

The information and recommendations detailed in this report were carried out by trained professional and technical staff in accordance with generally accepted environmental and industrial hygiene work practices and procedures. Recommendations provided in this report have been generated in accordance with accepted industry guidelines and practices. These guidelines and practices are considered acceptable as of the date of this report.

In preparation of this report, Safetech Environmental Limited (Safetech) relied on information supplied by others, including without limitation, information pertaining to the history and operation of the site, and testing services provided by independent laboratories. Except as expressly set out in this report, Safetech has not made any independent verification of information provided by independent entities.

The collection of samples at the location noted was consistent with the scope of work agreed-upon with the person or entity to whom this report is addressed and the information obtained concerning prior site investigations. As conditions between samples may vary, the potential remains for the presence of unknown additional contaminants for which there were no known indicators.

The analytical method used for determination of asbestos content meets the requirements of O.Reg. 278/05. However, small asbestos fibres may be missed by PLM due to resolution limitations of the optical microscope. Interfering binder/matrix and/or low asbestos content may also hinder positive identification by PLM. These conditions are common for vermiculite attic insulation (VAI) and non-friable organically bound (NOB) materials such as vinyl floor tiles, roofing materials, mastics and caulking and can lead to “false negative” results. If PLM analytical results for these types of materials indicate no asbestos detected they have been reported as “Presumed Non-ACM”. Due to limitations of the analytical method we cannot confirm that low quantities of asbestos are not present in these samples using solely PLM analysis. Additional analytical procedures should be considered for such materials to rule out false negative results.

Conclusions are based on site conditions at the time of inspection and can only be extrapolated to an undefined limited area around inspected locations. The extent of the limited area depends on building construction and conditions. Building materials that are not detailed within this survey due to inaccessibility during the time of survey and/or are uncovered during demolition activities should be properly assessed by a qualified person prior to their disturbance. Safetech cannot warrant against undiscovered environmental liabilities. If any information becomes available that differs from the findings in this report, we request that we be notified immediately to reassess the conclusions provided herein.

No other person or entity is entitled to use or rely upon this report without the express written consent of Safetech Environmental Limited and the person or entity to who it is addressed. Any use that a third party makes of this report, or any reliance based on conclusions and recommendations made, are the responsibility of such third parties. Safetech accepts no responsibility for damages suffered by third parties as a result of actions based on this report.

Appendix A

Condition Assessment Criteria for Asbestos-Containing Materials

The condition of asbestos-containing materials identified within the surveyed area(s) was assessed as Good (G), Fair (F) or Poor (P). The assessment criteria used to determine condition is dependent on material characteristics, such as friability. The following Table summarizes the criteria used by Safetech to evaluate the condition of ACM.

Condition Assessment Criteria for Asbestos-Containing Materials

Sprayed Fireproofing, Sprayed Insulation and Sprayed Texture Finishes	
Good	<ul style="list-style-type: none"> • Surface shows no significant signs of damage, deterioration, or delamination (i.e. <1%). • Unencapsulated or unpainted fireproofing or texture finishes, where no delamination or damage is observed. • Encapsulated fireproofing or texture finishes where encapsulation applied after damage or fallout.
Fair	• Not utilized as part of condition assessment for these materials.
Poor	• Greater than 1% damage, delamination, or deterioration to surface.
In areas where damage exists in isolated locations, both Good and Poor may be applicable.	
Mechanical Insulation (boilers, breeching, ductwork, piping, tanks, equipment, etc.)	
Good	<ul style="list-style-type: none"> • Insulation completely covered in jacketing and exhibits no evidence of damage or deterioration. • Jacketing may have minor damage (i.e. scuffs or stains), but is not penetrated.
Fair	<ul style="list-style-type: none"> • Minor penetrating damage to jacketed insulation (cuts, tears, nicks, deterioration or delamination). • Undamaged insulation that had never been jacketed. • Insulation is exposed but not showing surface disintegration. • Extent of missing insulation ranges from minor to none. • Damage that can be repaired.
Poor	<ul style="list-style-type: none"> • Original insulation jacket is missing, damaged, deteriorated, or delaminated. • Insulation is exposed and significant areas have been dislodged. • Damage that cannot be easily repaired.
Non-Friable and Potentially Friable Materials (includes materials such as plaster finishes, drywall compound, ceiling tiles, asbestos cement products, vinyl asbestos tile and asbestos paper backed vinyl sheet flooring, etc., which have the potential to become friable when handled)	
Good	<ul style="list-style-type: none"> • No significant damage. • Material may be cracked or broken but is stable and not likely to become friable upon casual contact. • No friable debris present
Fair	• Not utilized as part of condition assessment for these materials.
Poor	<ul style="list-style-type: none"> • Material is severely damaged. • Debris is present or binder has disintegrated to the point where the material has become friable.
Asbestos-Containing Debris (noted separately from the presumed source material)	
Poor	• Debris is always considered to be in Poor condition.

Appendix B

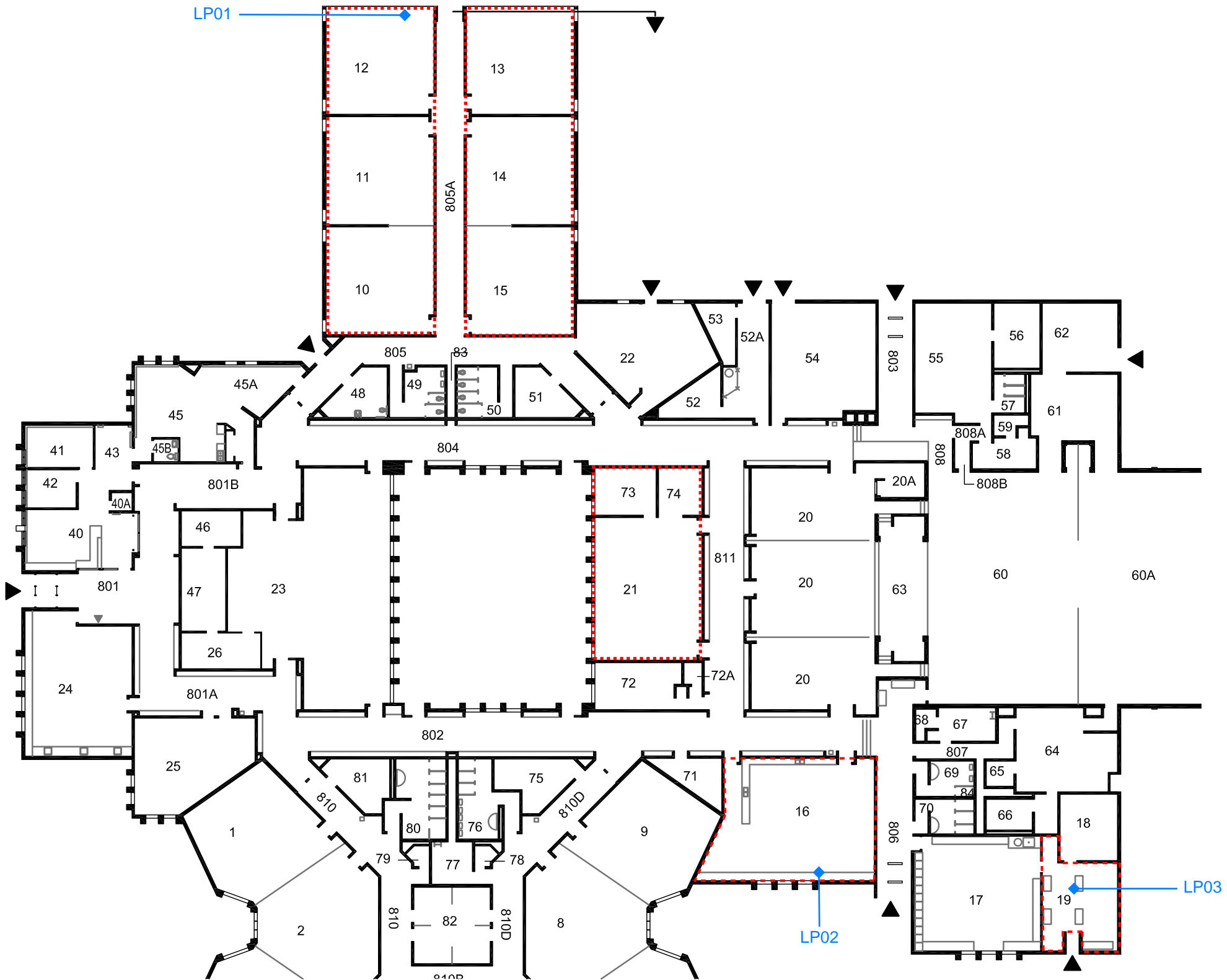
Figure AS01

NOTES:

- 1. Refer to the report titled "Project-Specific Designated Substance & Hazardous Materials Assessment, Laurentian Public School, 777 Westmount Road East, Kitchener, Ontario" for complete details.
- 2. Figure to be referenced with the report.
- 3. Figure is not to scale.
- 4. Floor plans provided by Waterloo Region District School Board.
- 5. Figure is colour dependent; photocopies may alter interpretations of the figure.
- 6. Sample locations are approximate.
- 7. The project-specific assessment area was defined by the Waterloo Region District School Board.
- 8.Asbestos-containing materials and other designated substances are present in other areas of the building which are not identified in these figures of the report. If the scope of work expands beyond the limit of our assessment area then stop work immediately and assess as needed.

The following asbestos-containing materials are present within project-specific work areas:

- 1. •12"x12" green with white streak vinyl floor tiles identified in classroom 16.
- 2. Additionally, asbestos-containing parging cement is present on mechanical pipe fittings within the subject building. Although not visually identified within project-specific assessment areas, asbestos-containing parged fittings may be present in concealed locations (i.e. wall cavities, above solid ceilings).



FIRST FLOOR

LEGEND:

- ◆ S01A Asbestos Bulk Sample and Sample Identification Number
- ◆ LP01 Lead Bulk Sample and Sample Identification Number
- Extent of Project Specific Assessment Area

PROJECT:

Project-Specific DSHM Assessment
Laurentian Public School Renovation Project

DRAWING NAME:

Extent of Assessment and Designated Substance &
Hazardous Materials Sample Locations for the
Laurentian Public School Renovation Project

Prepared for:



Prepared by:



Safetech Project No.:

2-3240084

SURVEY DATE:

November 1, 2024

DRAWING BY:

SD

DRAWING #:

AS-01

APPROVED BY:

JJG

Building Address:

777 Westmount Road East, Kitchener,
Ontario

Waterloo Region
District School Board
51 Ardelet Avenue
Kitchener, Ontario
N2C 2R5

Safetech
Environmental
Limited
100 Hanson Avenue,
Unit 2, Kitchener, ON
N2C 2E2

Appendix C

Laboratory Certificates of Analysis –Lead

C.O.C.: -

REPORT No: 24-034812 - Rev. 0

Report To:

EMC Scientific Inc.
5800 Ambler Dr. #100
Mississauga, ON L4W 4J4

CADUCEON Environmental Laboratories

2378 Holly Lane
Ottawa, ON K1V 7P1

Attention: Alister Haddad

DATE RECEIVED: 2024-Nov-06
DATE REPORTED: 2024-Nov-08
SAMPLE MATRIX: Paint Chips

CUSTOMER PROJECT: Laurentian Public School
P.O. NUMBER: 2-3240084

Analyses	Qty	Site Analyzed	Authorized	Date Analyzed	Lab Method	Reference Method
ICP/OES (Solid)	3	OTTAWA	APRUDYVUS	2024-Nov-07	D-ICP-02	EPA 6010

R.L. = Reporting Limit

NC = Not Calculated

Test methods may be modified from specified reference method unless indicated by an *

			Parameter
			Lead
			Units
			µg/g
			R.L.
			5
Client I.D.	Sample I.D.	Date Collected	-
LP01 White on concrete block wall	24-034812-1	2024-Nov-01	6
LP02 Cream on concrete block wall	24-034812-2	2024-Nov-01	682
LP03 Grey on metal table	24-034812-3	2024-Nov-01	636



Andrea Schneider
Laboratory Manager

Appendix D

Site Photographs – November 1, 2024



P1 – Asbestos-Containing 12”x12” Green with White Streak Vinyl Floor Tiles

12”x12” green with white streaks vinyl floor tiles were identified within classroom 16.



P2 – Mould Contamination

Water damage and minor mould growth was identified on lay in ceiling tiles in Classroom 19.

Appendix E

Background Information on Designated Substances and Other Hazardous Materials

DESIGNATED SUBSTANCES

The Occupational Health and Safety Act of Ontario (OHSA) allows for certain toxic substances to be especially designated. The OHSA defines a designated substance as “a biological, chemical, or physical agent or combination thereof prescribed as a designated substance to which the exposure of a worker is prohibited, regulated, restricted, limited, or controlled.” Ontario Regulation 490/09 - Designated Substances (O. Reg. 490/09), made under the Occupational Health and Safety Act outlines required steps to control exposure of workers to designated substances. Under O. Reg. 490/09 there are eleven (11) designated substances; acrylonitrile, arsenic, asbestos, benzene, coke oven emissions, ethylene oxide, isocyanates, lead, mercury, silica and vinyl chloride. This regulation applies to every employer and worker at a workplace where the designated substances are present, produced, processed, used, handled or stored and at which a worker is likely to be exposed to the designated substance.

Section 14 of O. Reg. 490/09 exempts an employer and the workers of an employer who engage in construction from the requirements of the regulation. However, designated substances are still required to be identified prior to the beginning of a demolition or renovation project to ensure that construction workers (and potentially building occupants) are adequately protected from the hazards posed by the presence of these materials if the planned work may cause them to be disturbed. Accordingly, under Section 30 of the OHSA building owners are required to perform an assessment to determine whether any designated substances are present at the project site before the beginning of the project. The owner is also required to prepare a list of designated substances that are present at the site and provide this list to prospective constructors before entering into a binding contract with the constructor. This way, contractors and construction workers are made aware of designated substances present within the work area so that appropriate measures can be taken during the work to limit exposure to these substances.

Designated Substances and Hazardous Materials Assessments are conducted to conform to the requirements of Section 30 of the OHSA. The assessments are performed to identify designated substances (and other hazardous materials) within the work area that may present a hazard to workers if disturbed. These substances are commonly a component of building materials or equipment found in buildings. Additional information regarding the eleven designated substances including their properties, uses and health effects are provided below.

Acrylonitrile

Acrylonitrile (ACN) is a clear, colourless or pale yellow liquid with a pungent onion- or garlic-like, irritating odour. It is highly flammable and as such is a severe fire and explosion hazard.

Acrylonitrile is used mainly as a monomer or comonomer in the production of acrylic fibres, plastics, resins and nitrile rubbers. Historically, a mixture of acrylonitrile and carbon tetrachloride was used as a pesticide; however, all pesticide uses have stopped. Based on its use as a chemical intermediate, exposure to acrylonitrile is primarily occupational, via inhalation during its manufacture and use. Therefore, this designated substance is not expected to be encountered in buildings where it is not either produced or used in a manufacturing process.

Acute (short-term) exposure of workers to acrylonitrile has been observed to cause mucous membrane irritation, headaches, dizziness, and nausea. More significant exposures may lead to symptoms such as limb weakness, labored and irregular breathing, impaired judgment, cyanosis, collapse, and convulsions. Exposure of the skin to high concentrations of acrylonitrile in the air may irritate the skin and cause it to turn red while direct skin contact with acrylonitrile may cause the skin to blister and peel. The International Agency for Research on Cancer (IARC) concluded that there is inadequate evidence in humans for the carcinogenicity of acrylonitrile, but has classified it as possibly carcinogenic to humans (Group 2B).

Arsenic

Arsenic is a naturally occurring mineral, widely distributed in the earth's crust. Elemental arsenic (sometimes referred to as metallic arsenic) is a silver-gray or white brittle metal. However, arsenic is usually found in the environment combined with other elements such as oxygen, chlorine, and sulfur to form inorganic arsenic compounds. Arsenic has no odour and is almost tasteless.

Arsenic and its compounds have a variety of commercial uses. Inorganic arsenic compounds are mainly used as a wood preservative. Copper chromated arsenic (CCA) is used to make "pressure-treated" lumber. CCA-treated wood is no longer used for residential applications but may still be used in industrial applications. Arsenic is also used in metallurgy for hardening copper, lead and certain metal alloys, in pigment production, in the manufacture of certain types of glass, and in semiconductors and light-emitting diodes. Inorganic arsenic compounds are no longer used as pesticides in agriculture; however, organic arsenic compounds, namely cacodylic acid, disodium methylarsenate (DSMA), and monosodium methylarsenate (MSMA), are used, as yet, as pesticides – principally on cotton.

Today, workplace exposure to arsenic may still occur in some occupations that use arsenic, such as copper or lead smelting, wood treating, or pesticide application. Exposure to arsenic within buildings other than where it is used as part of the manufacturing process is unlikely and therefore arsenic is not expected to be encountered as part of a routine hazardous building materials assessment.

Human exposure to arsenic can cause both short and long term health effects. Short-term or acute effects can occur within hours or days of exposure. If you breathe high levels of inorganic arsenic, then you are likely to experience a sore throat and irritated lungs. Longer exposure at lower concentrations can lead to skin effects (such as darkened patches of skin and areas of thickened skin), and also to circulatory and peripheral nervous disorders. An important concern is the ability of inhaled inorganic arsenic to increase the risk of cancer. Long term exposure to arsenic has been linked to cancer of the bladder, lungs, skin, kidneys, nasal passages, liver and prostate. The IARC classifies arsenic and arsenic compounds as "carcinogenic to humans" (Group 1).

Asbestos

Asbestos is the name given to a number of naturally occurring fibrous minerals found in the environment. Ontario Regulation 490/09 (Designated Substances) defines asbestos as any one of the following fibrous silicates: actinolite; amosite; anthophyllite; chrysotile; crocidolite; and tremolite. Asbestos fibres have several desirable characteristics such as high textile strength, the ability to be spun and woven, and resistance to heat and most chemicals. These characteristics have resulted in the historical use of asbestos in a wide variety of building materials and other manufactured goods. Examples of products where asbestos has been used include roofing shingles, ceiling and floor tiles, insulation, sprayed fireproofing, gaskets, and friction products such as automotive brakes and clutches.

The peak years for asbestos use were in the 1960s and early 1970s. Therefore, asbestos is commonly found in building materials of this era. The use of asbestos in building materials and other products has decreased significantly since this time. Friable asbestos-containing materials (material that when dry can be crumbled, pulverized or powdered by hand pressure), such as sprayed fireproofing and sprayed insulation, ceased use circa 1973. Mechanical thermal system insulation ceased use circa 1981 while sprayed acoustic texture coat finishes ceased use circa 1982. Non-friable asbestos-containing materials were generally manufactured for a longer period of time (with the exception of plaster finishes which ceased use circa 1960's). Asbestos-containing drywall joint compound ceased use circa 1980. Vinyl floor tiles, vinyl sheet flooring and acoustic ceiling tile ceased use 1982. Other non-friable materials continued to be produced into the 1990's, including roofing materials (ceased use circa 1991) and floor adhesives (ceased use circa 1992). Today, asbestos is a controlled substance, and is banned for use in most products sold in Canada under the Hazardous Products Act (with the exception of certain roof shingles, clutch facings and brake linings).

Potentially harmful exposure to asbestos occurs through inhalation of air containing asbestos fibres. The greatest risk for workplace exposure to airborne asbestos is in occupations that produce and use asbestos, such as in mining and milling operations or in the manufacture of products containing asbestos. Exposure to airborne asbestos fibres may also occur to construction workers, trades people, maintenance workers and other building occupants in buildings constructed with asbestos-containing materials; especially during building renovations or repairs or if the materials are in poor condition or are otherwise disturbed.

Health risks associated with asbestos exposure are dependent on several factors such as the type and airborne concentration of asbestos, and period of exposure. In general, the greater the exposure to asbestos, the greater the chance of developing harmful health effects. Typically, chronic, daily exposure to elevated airborne concentrations of asbestos over a period of years is required for health effects to eventually manifest themselves. Health effects associated with exposure to asbestos can result in asbestosis (a scarring of the lungs which makes breathing difficult), mesothelioma (a rare cancer of the lining of the chest or abdominal cavity) and lung cancer. The link between exposure to asbestos and other types of cancers and health effects is less clear.

Benzene

Benzene is a clear, colourless liquid with a characteristic, sweet or aromatic hydrocarbon odour. It is a liquid at room temperature but evaporates into the air very quickly, making it a highly flammable vapour as well as an extremely flammable liquid.

Benzene is formed from both natural processes and human activities. Natural sources of benzene include volcanoes and forest fires. Benzene is also a natural part of crude oil, gasoline, and cigarette smoke. It is produced from petroleum and coal sources and is used mainly in the manufacture of other chemicals which are used to make plastics, resins, and nylon and synthetic fibres. Benzene is also used to make some types of rubbers, lubricants, dyes, detergents, drugs, and pesticides.

Exposure to pure benzene within buildings other than where it is produced or used as part of a manufacturing process is unlikely. Therefore benzene is not expected to be encountered as part of a routine hazardous building materials assessment.

Exposure to benzene primarily occurs through inhalation of airborne vapours. Short-term (acute) health effects associated with overexposure to benzene vapours can result in symptoms such as headache, nausea, dizziness, drowsiness and confusion, with unconsciousness or even death at very high levels. Long-term (chronic) exposure to Benzene may cause blood and bone marrow effects which can lead to anemia and leukemia (cancer of the blood-forming organs) as well as cause damage to the immune system, increasing the chance for infection. The IARC classifies benzene as "carcinogenic to humans" (Group 1).

Coke Oven Emissions

Coke Oven Emissions refers to the benzene soluble fraction of total particulate matter emitted during the destructive distillation or carbonization of coal for the production of coke (pure carbon). These emissions are a mixture of coal tar, coal tar pitch, volatiles (including benzene, toluene and xylene), creosote, polycyclic aromatic hydrocarbons (PAHs – including benzo(a)pyrene, benzanthracene, chrysene and phenanthrene), and metals (including cadmium, arsenic, beryllium and chromium). Condensed coke oven emissions are a brownish, thick liquid or semisolid with a naphthalene-like odour, while uncondensed coke oven emissions are vapours that escape when the ovens are changed and emptied and are a component of fugitive emissions.

The coke produced is used as a component in the manufacturing of iron and steel. Coke is also used to synthesize calcium carbide and to manufacture graphite and electrodes. Additional chemicals recovered from the coke oven emissions (such as benzene, toluene, naphthalene, sulfur, and ammonium sulfate) are used as raw materials for plastics, solvents, dyes, drugs, waterproofing, paints, pipe coating, roads, roofing, insulation, and as pesticides and sealants.

Coke oven emissions would only be present within facilities producing or using coke as part of the manufacturing process and thus occupational exposure is limited to those workers in the aluminum, steel, graphite, electrical, and construction industries. Therefore, coke oven emissions are not a contaminant of concern during a routine hazardous building materials assessment.

Chronic (long-term) exposure to coke oven emissions can result in chronic bronchitis (particularly those who smoke) and additional health effects such as conjunctivitis, severe dermatitis, and lesions of the respiratory system and digestive system. However, the greatest concern regarding chronic exposure to coke oven emissions is the increased risk of cancer. The IARC classifies coke production as "carcinogenic to humans" (Group 1). The site at which excess cancer rates have been identified most commonly among workers in coke production is the lung. Excess risk for kidney cancer has also been associated with work in coke plants. Additional studies have also reported excess risks for other types of cancers such as cancer of the large intestine and pancreas.

Ethylene Oxide

Ethylene oxide is colourless gas with a somewhat sweet odour. It is extremely flammable and also dangerously reactive. Ethylene oxide exists as a compressed gas that has been produced since the early 1900s. It is used primarily as a chemical intermediate in the production of ethylene glycol, glycol ethers, non-ionic surfactants and other industrial chemicals. Much smaller amounts are used as a non-explosive mixture with nitrogen or carbon dioxide for sterilizing medical instruments and supplies in hospitals and industrially for the fumigation of spices.

Most people are not likely to be exposed to ethylene oxide because it is not commonly found in the environment. Exposure to ethylene oxide is generally limited to those facilities where it is made or used. Therefore, ethylene oxide is not a contaminant of concern during a routine hazardous building materials assessment, although the presence of it should be determined in buildings such as hospitals if construction activities are to occur in or adjacent to areas where it is used or stored.

Exposure to ethylene oxide can result in irritation to the skin or eyes; however, the greatest risk for health effects is through inhalation. This can result in irritation to the nose, throat and respiratory tract, with damage to the central nervous system at higher concentrations. Exposure to high concentrations may cause headache, nausea, dizziness, drowsiness, and incoordination. Exposure to ethylene oxide is also a cancer hazard and possible reproductive hazard. In epidemiological studies of exposure to ethylene oxide, the most frequently reported association has been with lymphatic and haematopoietic cancer. The IARC has concluded that there is limited evidence for the carcinogenicity of ethylene oxide in humans and sufficient evidence for carcinogenicity in experimental animals, classifying ethylene oxide as “carcinogenic to humans” (Group 1).

Isocyanates

Isocyanates are a family of highly reactive, low molecular weight, manufactured chemicals containing one or more isocyanate groups (-NCO). An isocyanate that has two isocyanate groups is known as a diisocyanate, which are the most common type of isocyanates used for manufacturing other products. The most commonly used diisocyanates include methylene diphenyl diisocyanate (MDI), toluene diisocyanate (TDI), and hexamethylene diisocyanate (HDI).

When isocyanates are combined with other compounds that contain free hydroxyl functional groups (i.e. -OH) they react and begin to form polyurethane polymers. These polyurethanes find significant application in the manufacture of rigid and flexible foams. Flexible foam is primarily used for cushioning, while rigid foam is used mainly for insulation. Polyurethanes are also used in the production of adhesives, elastomers, and coatings and are increasingly used in the automobile industry, autobody repair, and building insulation materials.

This diversity of applications means that exposures to isocyanates can occur in a broad range of production facilities from small workshops to automated production lines. Jobs that may involve exposure to isocyanates include painting, foam-blowing, and the manufacture of many polyurethane products. Exposure to isocyanates within buildings where it is not produced or used as part of manufacturing is unlikely, as products such as rigid foam insulation that may be used in buildings has already undergone the curing process. Completely cured products are fully reacted and therefore are considered to be inert and non-toxic. However, some products such as spray foams, coatings, sealants and adhesives may be sold and used in an uncured form. An example would be an adhesive, which is sold to be initially applied in an uncured form and as it cures (hardens), bonds two pieces of wood together. Such products can provide potential exposure to building occupants and construction workers during the application and use of these products. However, for the purposes of a routine hazardous building materials assessment, products that may have contained isocyanate as part of the manufacturing process (e.g. rigid foam) or during the application/installation process (e.g. spray foam, adhesives and sealants) are assumed to be fully cured and would no longer contain free isocyanate.

Direct skin contact with isocyanates can cause marked skin irritation, resulting in reddening, swelling and blistering. However the greatest route of exposure to isocyanates is through inhalation of fine vapours or droplets. Airborne exposure to isocyanates can result in irritation to the mucous membranes of the eyes and respiratory tracts. This results in symptoms such as excessive tear secretion, dry throat, dry cough, chest pains and difficulty in breathing. Isocyanates are also a major cause of work-related asthma worldwide. Increased exposure to isocyanates can lead to sensitization. Once sensitized, individuals are subject to severe asthma attacks (which in some cases has been reported to result in death) if they are re-exposed.

Lead

Lead is a naturally occurring metal found in small amounts in the earth's crust. It is usually found in ore with zinc, silver and (most abundantly) copper, and is extracted together with these metals. Metallic lead is bluish-white in colour but soon tarnishes to a dull grey when exposed to air. When melted into liquid form it has a shiny chrome-silver appearance.

Lead is soft, dense, highly malleable and resistant to corrosion, with poor electrical conductivity as compared to most other metals. Such properties have resulted in lead being used in many applications, including products and materials commonly found in buildings. It is present as a component of lead-acid batteries, ammunition, PVC plastics, and older brass and chrome-plated brass faucets. As a building component, lead has been used in water distribution piping, as an alloy in solder, in electrical conduits, roofs and roofing details, and as an additive to paints, ceramic glazes and mortars as pigments

or for anti-corrosion properties. Lead has also used as sheeting inside buildings for shielding X-rays and for sound attenuation.

Exposure to lead can occur for workers in workplaces that produce the above materials but also to construction workers, building maintenance personnel and the general population due to the widespread historical use of lead in building materials and consumer products. Most exposure to lead occurs through ingestion or inhalation, with the health effects being the same. Overexposure to lead can result in damage to nervous connections and can cause blood and brain disorders, severe damage to the kidneys and ultimately death. Infants and young children are especially vulnerable to the health effects of lead, as overexposure has been proven to result in the permanent reduction in cognitive capacity. In pregnant women, high levels of exposure to lead may cause miscarriage. The IARC has concluded that lead and inorganic lead compounds are “possibly carcinogenic to humans” (Group 2B).

The known serious health effects associated with lead exposure has brought about widespread reduction in its use. The use of lead in building materials and consumer products has decreased substantially since the 1970s to where lead is no longer being used in building materials and consumer products or is present at significantly lower concentrations. For example, unleaded gasoline was introduced in Canada in 1975, after which leaded gasoline was phased out and banned in 1990. Lead-based solder has been banned since the 1980s and most solder used today is either lead-free or has very low lead concentrations. Up until the 1960s, lead was added to paints in significant quantities. Since that time, the concentration of lead in paint has decreased. The federal government began reducing the amount of lead allowed in interior paint in 1976 (to 0.5% by weight). By 1991, paint manufacturers in Canada and the U.S. voluntarily stopped adding lead to paint, reducing lead concentrations to background levels. In 2005 the *Surface Coating Materials Regulations* came into effect to limit the concentration of lead in paint (to 0.06% by weight) for both interior and exterior paints sold to consumers. This was since amended in 2011 to further reduce the allowable lead limit (to 0.009% by weight) and extended to include all consumer paints and coatings.

Mercury

Mercury is a naturally occurring element found in the earth's crust, with natural deposits generally found as a vermilion red ore called cinnabar. Mercury can exist as metallic mercury, organic mercury or inorganic mercury. Metallic or elemental mercury has unique properties as compared to other metals. It is the only pure metal that is a liquid at room temperature, having a silvery-white, shiny appearance. Mercury is the densest liquid known, which produces a colourless, odourless vapour at room temperature.

The unique properties of mercury have resulted in it being used in a wide variety of applications. Properties such as its coefficient of expansion and ability to conduct electricity has resulted in mercury being used in thermometers, barometers and other

measuring devices (blood pressure gauges, vacuum gauges, manometers, etc.), thermostats and a variety of other electrical switches (temperature sensitive, tilt switches, float switches, etc.). Mercury is also used in antifouling paints, dry cell or button batteries, and numerous lighting products, including fluorescent lamps and a variety of High Intensity Discharge (HID) lamps such as mercury vapour, metal halide and high pressure sodium lamps. HID lamps are used for street lights, floodlights and industrial lighting applications. Because of the wide variety of uses mercury can be found as a component of machinery, equipment and lighting within buildings; although many of its uses have been phased out over the years.

The health effects of mercury exposure depend on its chemical form (elemental, inorganic or organic), the route of exposure (inhalation, ingestion or skin contact), and the level of exposure. Vapours from liquid elemental mercury and methyl mercury are more easily absorbed than inorganic mercury salts and can, therefore, cause more harm. Exposure to mercury occurs mainly from breathing contaminated air or ingesting contaminated water and food. Mercury is a neurotoxin, which means it can adversely affect the central nervous system. Upon exposure, mercury tends to accumulate quickly in the brain where it tightly binds with the tissue and is released at a very slow rate. The nervous system effects of mercury toxicity are sometimes referred to as "Mad Hatter's Disease" since mercurous nitrate was used in making felt hats. High levels of exposure to mercury can also lead to harmful effects on the digestive and respiratory systems, and the kidneys. Many mercury compounds may also be teratogenic or capable of causing birth defects.

Mercury compounds can also be toxic at low levels in the environment. The characteristics of mercury that make it an environmental problem are its toxicity and persistence in the environment, and its ability to accumulate and bioconcentrate as methyl mercury in fish and fish-eating predators such as large fish or loons. Therefore, proper disposal of mercury-containing materials is essential. The improper disposal of mercury-containing products such as fluorescent light bulb tubes, high intensity discharge lamps, mercury vapour lamps, mercury thermometers and thermostats can lead to the release of mercury from municipal landfills. Used fluorescent and HID lamps may be classified as hazardous waste due to their mercury content and should be recycled if possible rather than being disposed of in landfill.

Silica

Silica (silicon dioxide) is the name of a group of minerals that contain silicon and oxygen in a chemical combination and have the general formula SiO_2 . It is one of the most common minerals in the earth's crust. Silica can be present as crystalline silica (free silica) or amorphous silica (combined silica), and exists in many forms. The three most common crystalline forms of silica encountered in the workplace environment are quartz, tridymite, and cristobalite. Quartz is by far the most common crystalline silica found in nature, being abundant in most rock types, notably granites, sandstones, quartzites and in sands and soils. Cristobalite and tridymite are found in volcanic rocks. Amorphous silica is found in

nature as biogenic silica and as silica glass of volcanic origin. One form of biogenic silica, diatomaceous earth, originates from the skeletons of diatoms deposited on sea floors. From a health perspective it is the crystalline silica forms that raise the biggest concerns.

Silica is present in numerous building materials and products, including concrete, brick, stone, terrazzo, refractory brick, etc. Low concentrations of silica are also possible in plaster, drywall, acoustical ceiling tiles, drywall joint compound, mortars and adhesives. Because of the wide usage of quartz-containing materials, workers may be exposed to crystalline silica in a large variety of industries and occupations. Occupational exposure to silica dust occurs in cement and brick manufacturing, asphalt pavement manufacturing, china and ceramic manufacturing, and the tool and die, steel and foundry industries. Exposure to silica also occurs during many different construction and maintenance activities. The most severe exposures to crystalline silica result from abrasive blasting activities using silica sand. Other activities that may produce crystalline silica dust include jack hammering, rock/well drilling, concrete mixing, concrete drilling, tuck pointing, and brick and concrete block cutting and sawing. Additionally, crystalline silica exposures occur in the maintenance, repair and replacement of refractory brick furnace linings.

Adverse health effects associated with silica exposure result from inhalation of the respirable fraction of crystalline silica, which can arise from many of the activities outlined above. The main health effects associated with silica exposure are lung cancer and silicosis. The IARC has concluded that crystalline silica inhaled in the form of quartz or cristobalite from occupational sources is “carcinogenic to Humans” (Group 1). Silicosis is caused by scarring of the lung tissue from breathing in silica dust. This scarring is permanent and causes a reduction in the lungs’ ability to take in oxygen, making it difficult to breathe and in severe cases can be disabling, or even fatal. Since silicosis affects lung function, it also makes one more susceptible to lung infections like tuberculosis.

Vinyl Chloride

Vinyl chloride is a manufactured substance that does not occur naturally. It is used as a chemical intermediate and not an end product. Vinyl chloride exists in liquid form if kept under high pressure or at low temperatures. At room temperature, it is a colourless gas. It burns easily and is not stable at high temperatures.

Most of the vinyl chloride produced is used to make a polymer called polyvinyl chloride (PVC). PVC is used to make a variety of plastic products including pipes, wire and cable coatings, vinyl flooring, vinyl wallpaper and window frames. It is also used to make furniture, upholstery and packaging materials. One of the concerns regarding PVC is that upon burning it will emit toxic fumes. Contaminants emitted when PVC is burned include hydrochloric acid, carbon monoxide, and carbon dioxide, along with lesser amounts of dioxin and furan.

Vinyl chloride is reported to be slightly irritating to the eyes and respiratory tract in humans. Central nervous system effects (including dizziness, drowsiness, fatigue, headache, visual and/or hearing disturbances, memory loss, and sleep disturbances) as well as peripheral nervous system symptoms (peripheral neuropathy, tingling, numbness, weakness, and pain in fingers) have been reported in workers exposed to vinyl chloride. Short-term (acute) exposure to extremely high levels of vinyl chloride has also reportedly caused loss of consciousness, lung and kidney irritation, and inhibition of blood clotting in humans. The most significant health effect associated with exposure to vinyl chloride is that it is a known human carcinogen that causes a rare cancer of the liver. It has been classified by the IARC as "carcinogenic to humans" (Group 1). Brain cancer, lung cancer, and some cancers of the blood also may be connected with breathing vinyl chloride over long periods.

OTHER HAZARDOUS MATERIALS

CHEMICAL HAZARDS

Urea Formaldehyde Foam Insulation

Urea-formaldehyde foam insulation (UFFI) was developed in as an improved means of insulating difficult-to-reach cavities. It was typically made at the construction site from a mixture of urea-formaldehyde resin, a foaming agent and compressed air. When the mixture is injected into the wall, urea and formaldehyde unite and "cure" into an insulating foam plastic. Its appearance is like ordinary shaving cream. Dry, it can be a white or tan colour, and fluffy like styrofoam. Over time UFFI shrinks significantly and may begin to degrade due to its crumbly texture.

UFFI was installed primarily in wall cavities during the 1970's as an energy conservation measure. The insulation was used most extensively from 1975 to 1978, during the period of the Canadian Home Insulation Program (CHIP), when financial incentives were offered by the government to upgrade home insulation levels. In addition to detached homes it can be found in common areas and walls of semi-detached homes, apartment buildings and condominiums. UFFI was also used to a lesser degree in some commercial and industrial buildings.

UFFI installation has been banned in Canada under the Hazardous Products Act (HPA) since December, 1980 due to concerns regarding the health effects of exposure to formaldehyde. Formaldehyde is a colourless, pungent-smelling gas. Health effects include eye, nose, and throat irritation; wheezing and coughing; fatigue; skin rash; nausea; headache; dizziness; and severe allergic reactions.

Sometimes, a slight excess of formaldehyde was often added to ensure complete "curing" with the urea to produce the urea-formaldehyde foam. The excess formaldehyde was given off after installation during the initial curing process, which typically took a few days to a week to complete. UFFI was sometimes improperly installed or used in locations where it should not have been, resulting in continued off-gassing of formaldehyde past the initial curing stage. Since UFFI was last installed in 1980, it should have little effect on indoor formaldehyde levels today. However, if UFFI comes in contact with water or moisture, it could begin to break down. Due to the age of the insulation UFFI may also begin to degrade and crumble into a fine powder. Under these conditions UFFI may release more formaldehyde and consideration should be given to removing the material using properly trained remediation personnel.

BIOLOGICAL HAZARDS

Mould

Mould is part of the fungi kingdom, which also includes mushrooms and yeasts. They are a naturally occurring and essential part of our environment since they break down dead organic material in the outdoor environment (such as leaves, wood and other plant debris), which they use as a food source.

Mould reproduces by means of tiny spores that are so small they can't be seen by the naked eye. Because of their small size mould spores easily become airborne and can travel long distances, entering indoor environments through ventilation systems, open windows or doors, or tracked in on footwear. Therefore, mould spores are a commonly detected in indoor air and as a component of settled dust.

Under normal conditions, the presence of indoor mould is not an issue. However, if conditions exist that allow it to grow and multiply indoors it can become a potential hazard. Several factors will affect what moulds will grow within a building and how fast they will grow. This includes parameters such as temperature, airflow, and the pH (i.e. acidity/alkalinity) of the food substrate. However, the most important parameter affecting mould growth is water availability, as all moulds need some amount of moisture for them to be able to grow. Buildings that have had a history of water damage are at greater risk of indoor mould growth.

Indoor mould growth may present a risk to the building structure itself through decomposition of building materials. Health risks to building occupants may also occur as

a result of indoor mould growth. Construction or renovation work which disturbs mould-contaminated materials increases this risk of exposure to building occupants and the construction workers themselves. Health effects associated with exposure to mould most commonly results in allergic type reactions such as runny nose, cough, congestion, eye irritation and aggravation of asthma, headache and fatigue. Exposure to very high concentrations of airborne mould spores (such as those that may be observed during disturbance of mould-contaminated building materials) can result in more serious health effects such as Organic Dust Toxic Syndrome (ODTS) or Hypersensitivity Pneumonitis (HP), where flu-like symptoms (fever, chills, cough, fatigue, shortness of breath, body aches, etc.) are exhibited. The chronic form of HP may occur from long-term exposure to lower levels of mould and results in a continued worsening in shortness of breath or cough. A variety of species of mould have also been documented to cause serious invasive infections, which are generally limited to individuals whose immune systems are already somehow compromised.

ENVIRONMENTAL HAZARDS

Polychlorinated Biphenyls

Polychlorinated biphenyls (PCBs) are a class of man-made organic chemicals known as chlorinated hydrocarbons. They vary in consistency from thin, light-coloured liquids to yellow or black waxy solids. They were manufactured in the United States from 1929 until their manufacture was banned in 1979. Although PCBs were not manufactured in Canada, they were imported from the U.S. over the years. Canada banned the import, manufacture and sale of PCBs in 1977.

PCBs are non-flammable, chemically stable over a wide range of temperature and physical conditions, not soluble in water, unaffected by acids, base or corrosive chemicals, and have a high dielectric or electrical insulating capacity. Due to these unique properties PCBs were used in hundreds of industrial and commercial applications, most commonly in electrical transformers and capacitors, including those capacitors found in light ballasts. They were also used as coolants, fire retardants and as insulation and in a number of other commercial applications including carbonless copy paper, dust suppressors for roads, hydraulic fluids, caulking compounds, plasticizers and lubricating oils and heat-transfer applications.

Although PCBs were found to be extremely useful in many industrial and commercial applications some of their chemical properties also made them an environmental and health hazard. PCBs are nearly indestructible and therefore persist if released into the natural environment. Their high fat and low water solubility result in a build-up (bioaccumulation) of PCBs in the fatty tissue of animals and humans if ingested/inhaled. Because PCBs persist in the fatty tissue of animals their concentration will tend to increase the higher up the food chain.

Most of what is known about the human health effects of PCBs is based on exposures due to accidental releases or job-related activities. These exposures are much higher than the levels normally found in the environment. The adverse health effects include a severe form of acne (chloracne), swelling of the upper eyelids, discolouring of the nails and skin, numbness in the arms and/or legs, weakness, muscle spasms, chronic bronchitis, and problems related to the nervous system. The International Agency for Research on Cancer (IARC) classifies PCBs as “probably carcinogenic to humans” (Group 2A) based on limited evidence that long-term, high-level occupational exposure can lead to increased incidence of liver and kidney cancers. The long-term impact of low-level exposures to PCBs that is common in the general population is unclear. The current state of knowledge suggests that low-level exposures to PCBs are unlikely to cause adverse health effects. However, people eating large amounts of certain sports fish, wild game and marine mammals are at increased risk for higher exposures and possible adverse health effects.

Ozone Depleting and Global Warming Substances

There are several different types of chemicals that are being or have been used as refrigerants in commercial, home and vehicle air conditioners and refrigerators or as fire extinguishing agents in portable and fixed fire extinguishing equipment. This includes groups of chemical compounds known as chlorofluorocarbons (CFCs), hydrochlorofluorocarbons (HCFCs) and halons. Some of these chemicals have also been used as foam blowing agents, as cleaning solvents for electrical components, as aerosol spray propellants, and in hospital sterilization procedures. Fixed halon fire extinguishing systems have historically been used in areas such as data centers, IT rooms, museums, libraries, surgical suites, and other locations where use of water-based suppressants could irreparably damage electronics or vital archival collections. There is a large number of halon fire extinguishing systems still in service in Canada.

The concern regarding past and present use of many of the chemicals used as refrigerants or fire extinguishing agents is that they are ozone-depleting substances (ODS). When released into the environment these chemicals break down in the stratosphere and release chlorine or bromine, which destroy the stratospheric ozone layer. The ozone layer screens the earth from some of the sun's harmful ultraviolet rays (UVB). As the ozone layer is depleted, higher UVB levels reach the earth, resulting in increased exposure to UVB. Increased exposure to UVB can cause skin cancer and plays a major role in malignant melanoma development. It can also increase the likelihood of cataracts and may also suppress proper functioning of the body's immune system and the skin's natural defenses.

CFCs, HCFCs and halons are also known to be greenhouse gases and contribute to global warming due to the build-up of these heat-trapping gases in the atmosphere. Hydrofluorocarbons (HFCs) are a common replacement chemical for CFC and HCFC



refrigerants; and although they do not have any ozone depleting potential they are a potent greenhouse gas.

Due to the ozone-depleting potential and/or global warming potential of CFCs, HCFCs, HFCs and halons it is important to control their use and emission into the environment. The manufacture and use of CFCs has stopped while transitional refrigerants (HCFCs) are scheduled to be phased out of production. No phase-out dates are currently planned for any HFCs. In Ontario, Regulation 463/10, "Ozone Depleting Substances and Other Halocarbons" (made under the Environmental Protection Act) enhances the control and management of substances that deplete the ozone layer and contribute to global warming. This regulation has requirements to prevent or minimize ozone-depleting substances and other halocarbons emissions, which serves a dual environmental benefit of lowering emissions that destroy the ozone layer and contribute to climate change.

February 13, 2025

Client: Walterfedy
675 Queen Street South, Suite 111
Kitchener, ON N2M 1A1

RE: Laurentian Public School Ventilation & AC Upgrades
Kitchener, ON
Job #: 24316

Attn: Cathy Steffler, Senior Project Administrator/Sheri East, Project Administrator/
Claire Schubert, Architectural Designer/Maria Melo, OAA, MRAIC, Architect, Senior Associate

ADDENDUM 02

MECHANICAL

Item 1

1.0 Reference Drawing M101

- .1 Provide 'Identified Price' for supply and installation of unit ventilators (UV-1 through UV-10) and associated condensing units (CU-1 through CU-10) as per 'Unit Ventilator Schedule' and 'Air Cooled Condensing Unit Schedule'.
- .2 Provide 'Alternate Price' for supply and installation of unit ventilators (UV-1 through UV-10) and associated condensing units (CU-1 through CU-10) as follows:
 - Capacity, Max. OA, Medium, Coil Rows, EWT, LWT: to match drawing schedule
 - SP: 0.1 in
 - Heating Capacity: 48.4 mbh
 - Heating GPM: 4.8 gpm
 - Cooling Total Capacity: 39 mbh
 - Cooling Sensible Capacity: 26 mbh
 - Electrical: 120/1/60, 11.7 MCA, 15 MOC
 - Manufacturer: Engineered Air
 - Model: VUV-1000
 - Remarks: 3-speed direct-drive motor, face & bypass heating coil, 3-way valve at heating coil, 250 mm insulated rear pipe chase, top supply discharge head, digital ready controls package, rear OA intake duct collar, two (2) full-depth end panels (cut-outs to be completed on site to suit draftstop downdraft protection feature & piping tunnel) c/w mounting hardware & kickplate (confirm cut-outs with manufacturer). Bottom front RA inlet grille & draftstop downdraft protection RA inlet, unit mounted disconnect (inside enclosure), heating coil freeze stat (factory installed & wired), adjustable leg levellers, putty beige cabinet color, tamper-resistant fasteners on all access doors, replacement filters c/w one extra set, secondary overflow drain connection for condensate pan, 50 mm base to raise unit, set fan to medium speed.

Item 2

2.0 Reference Drawing M101

- .1 Insert the following 'General Notes':
 - ALL DRAWINGS ARE TO BE READ IN CONJUNCTION WITH THE PREPARED SPECIFICATION.
 - THIS CONTRACTOR SHALL TRACK REVISIONS ON SITE AND SUBMIT AS-BUILTS TO CONSULTANT TO DIGITIZE. REFER TO SPECIFICATION 20 02 51.



- SANITARY VENT PIPING IS NOT SHOWN. PROVIDE ALL NECESSARY VENT PIPING FROM ALL FIXTURES FOR A COMPLETE SYSTEM TO ALL LOCAL PLUMBING CODE & LOCAL AUTHORITY REQUIREMENTS, CONNECTED TO EXISTING VENTS OR NEW VENTS AS REQUIRED. COORDINATE VENT LOCATION(S) WITH GENERAL CONTRACTOR. MAINTAIN MIN 14'-0" FROM ANY AIR INLET (25'-0" FOR LONG TERM CARE/HOSPITALS). INSTALL VENT PIPING HIGH IN JOIST SPACE.
 - WHERE DUCTWORK PENETRATES CORRIDOR WALL, CENTER DUCT(S) BETWEEN OWSJ.
 - COORDINATE WITH THE GENERAL CONTRACTOR ANY OWSJ BRIDGING/CROSS BRACING RELOCATION OR REMOVAL/REPLACEMENT REQUIRED FOR INSTALLATION OF DUCTWORK.
 - CONTRACTOR TO LOCATE ISOLATION VALVES / FREEZE PIPING / OR OTHERWISE DRAIN SYSTEMS TO ALLOW PROPOSED WORK TO PROCEED. REFILL SYSTEMS AS INDICATED.
 - UPON COMPLETION OF THE PROJECT OR UPON COMPLETION OF EACH INDIVIDUAL PHASE OF THE PROJECT THE CONTRACTORS SHALL PROVIDE THE FOLLOWING CERTIFICATES BEFORE CONFORMANCE LETTERS ARE ISSUED BY THE CONSULTANT:
 - POTABLE WATER TEST (SEE SPEC 22 11 16 PART 3)
 - COPY OF MANDATORY TSSA/CSA-B149 GAS PRESSURE TEST TAG
 - LETTER FROM CONTRACTOR VERIFYING THAT ALL REFRIGERATION LEAK DETECTION SYSTEMS AND THEIR INTERLOCKS TO DOWNSTREAM DEVICES HAVE BEEN INSTALLED AND TESTED.
 - ALL CERTIFICATES ARE TO BE SUBMITTED TOGETHER IN A SINGLE PACKAGE.
- .2 In 'Unit Ventilator Schedule', revise type to "Horizontal Unit Ventilator".
- .3 In 'VVT Control Damper Schedule', revise VVT-1.1 capacity to 2000cfm and VVT-1.2 capacity to 500cfm.
- .4 In 'Packaged Heat Pump HVAC Unit Schedule', revise supply air capacity to 2500cfm.
- .5 In 'Grille Schedule', revise D1 description to "4-cone, Steel, Fully Adjustable....".
- .6 In 'Grille Schedule', revise R2 description to "Steel, Fixed Blade at..."

Item 3

3.0 Reference Drawings M201 through M203

- .1 In 'Specific Demolition Notes', revise Note 2 as follows:
Existing isolation, balancing, and temperature controls valves to be removed and replaced with new. Existing pneumatic tubing to be removed completely back to source. Solder/crimp in concealed locations.
- .2 In 'Specific Demolition Notes', add Note 9 as follows:
Existing plumbing fixture to be removed completely. Cut existing piping at wall and prepare for connection to new fixture.

Item 4

4.0 Reference Drawing M201 and Attached Sketch AD02-M01

- .1 In existing corridor, remove existing valves and thermostats as indicated on attached sketch AD02-M01.

Item 5

5.0 Reference Drawing M202

- .1 In existing corridor, remove and replace existing thermostat serving corridor radiation outside boys/girls washrooms.



Item 6

6.0 Reference Drawing M203 and Attached Sketch AD02-M02

- .1 In existing corridor outside multi-purpose room, temporarily remove/reroute existing services to accommodate removal of existing ductwork.
- .2 In Science 17, remove existing plumbing fixtures as indicated on attached sketch AD02-M02.

Item 7

7.0 Reference Drawings M204 through M206

- .1 In 'General Renovation Notes', add note as follows:
Re-balance to capacities where indicated. Provide existing balancing capacities upon award of contract. Submit existing testing/balancing report to consultant prior to demolition phase.
- .2 In 'Specific Renovation Notes', revise Note B as follows:
Install new isolation valves, balancing valves, 3-way temperature control valve, strainer & unions in existing piping.
- .3 In 'Specific Renovation Notes', revise Note C as follows:
New RL/RS piping dn in chase. Route piping within existing chase to unit ventilator. Refer to detail. Number of refrigerant circuits and sizing as per manufacturer's recommendation and requirements.
- .4 In 'Specific Renovation Notes', revise Note G as follows:
Install new isolation valves, balancing valves, 2-way temperature control valve, strainer & unions in existing piping.
- .5 In 'Specific Renovation Notes', revise Note H as follows:
Install new isolation valves, balancing valves, and drain valves in existing piping.

Item 8

8.0 Reference Drawing M204 and Attached Sketches AD02-M03 and AD02-M04

- .1 In 'New Unit Ventilator Install Modification' detail, provide unions and strainer at temperature control valve and balancing valve.
- .2 In Computer Room 22, provide new radiation trim/lap pieces on radiation to accommodate installation of new unit ventilator.
- .3 In existing corridor outside barrier free washroom and office, revise two (2) thermostats serving existing force flow to be concealed sensors/thermostats.
- .4 In existing corridor outside boys/girls washrooms, provide new concealed sensor/thermostat for new TCV in existing radiation.
- .5 Add 'Existing Radiation Modification' detail as indicated on attached sketch AD02-M03.
- .6 Add 'Existing Convactor/Cabinet Unit Heater Modification' detail as indicated on AD02-M04.

Item 9

9.0 Reference Drawing M205

- .1 In existing corridor outside boys/girls washrooms, provide new concealed sensor/thermostat for new TCV in existing radiation.
- .2 In existing corridor outside GUID and STOR, revise two (2) thermostats serving existing force flow to be concealed sensors/thermostats.



Item 10

10.0 Reference Drawing M206 Attached Sketch AD02-M05

- .1 In existing corridor outside girls dressing room, provide new concealed sensor/thermostat. Contractor to verify existing service/operation upon award of contract.
- .2 In boys dressing room, provide new thermostat for new TCV. Contractor to verify existing service/operation upon award of contract.
- .3 In Science 17, provide new plumbing fixtures as indicated on attached sketch AD02-M05.

Item 11

11.0 Reference Drawing M301

- .1 In 'Specific Demolition Notes', add Note 9 as follows:
Existing millwork grilles to be temporarily removed to accommodate new millwork.
Reinstall same. Refer to Architectural drawings.
- .2 Add Note 9 to Classroom 10, Classroom 11, Classroom 12, Classroom 13, Classroom 14, Classroom 15.

Item 12

12.0 Reference Drawing M302 and Attached Sketch AD02-M06

- .1 In 'Specific Demolition Notes', add Note 9 as follows:
Existing fire damper to be removed completely.
- .2 Remove existing fire dampers as indicated on attached sketch AD02-M06.
- .3 In existing corridor outside multi-purpose room, temporarily remove/re-route existing services to accommodate new ductwork installation.

Item 13

13.0 Reference Drawings M303 through M403

- .1 In 'General Renovation Note', add note as follows:
Re-balance to capacities where indicated. Provide existing balancing capacities upon award of contract. Submit existing testing/balancing report to consultant prior to demolition phase.

Item 14

14.0 Reference Drawing M304 and Attached Sketches AD02-M07 and AD02-M08

- .1 Provide new combination fire/smoke dampers in existing return ductwork as indicated on attached sketch AD02-M07.
- .2 In multi-purpose room, revise capacity of six (6) new diffusers to 335cfm.
- .3 In existing corridor outside boys/girls washrooms, temporarily remove/reroute existing services to accommodate new ductwork installation.
- .4 In science tech, revise ductwork as indicated on attached sketch AD02-M08.

Item 15

15.0 Reference Drawing M501 and Attached Sketches AD02-M09 and AD02-M10

- .1 Revise gas piping demolition/renovation as indicated on attached sketch AD02-M09.
- .2 Revise 'Rooftop Relief Penthouse' detail as indicated on attached sketch AD02-M10.
- .3 Add 'Refrigerant Piping Schematic' as indicated on attached sketch AD02-M10
- .4 In 'Condensate Discharge' detail, provide stainless steel insect screen around termination.



ELECTRICAL

Item 1

- 1.0 Reference Specification Section 26 01 14 'Electrical Identified Prices'
 - .1 Add Specification Section 26 01 14 'Electrical Identified Prices' in its entirety.

Item 2

- 2.0 Reference Attached Reissued Drawing E101
 - .1 Add 'Fan Room' to scope of work on key plan as shown.

Item 3

- 3.0 Reference Drawing E103
 - .1 Provide 'Identified Price' for the installation of unit ventilators (UV-1 through UV-10) and associated condensing units (CU-1 through CU-10) as per 'Equipment Wiring Schedule'
 - .2 Provide 'Alternate Price' for the installation of unit ventilators (UV-1 through UV-10) and associated condensing units (CU-1 through CU-10) as follows: This is a different manufacturer, coordinate with mechanical contractor on electrical data for unit ventilators and associated condensing units.

Capacity, Max. OA, Medium, Coil Rows, EWT, LWT: to match drawing schedule
SP: 0.1 in
Heating Capacity: 48.4 mbh
Heating GPM: 4.8 gpm
Cooling Total Capacity: 39 mbh
Cooling Sensible Capacity: 26 mbh
Manufacturer: Engineered Air
Model: VUV-1000
Remarks: 3-speed direct-drive motor, face & bypass heating coil, 3-way valve at heating coil, 250 mm insulated rear pipe chase, top supply discharge head, digital ready controls package, rear OA intake duct collar, two (2) full-depth end panels (cut-outs to be completed on site to suit draftstop downdraft protection feature & piping tunnel) c/w mounting hardware & kickplate (confirm cut-outs with manufacturer). Bottom front RA inlet grille & draftstop downdraft protection RA inlet, unit mounted disconnect (inside enclosure), heating coil freezestat (factory installed & wired), adjustable leg levellers, putty beige cabinet color, tamper-resistant fasteners on all access doors, replacement filters c/w one extra set, secondary overflow drain connection for condensate pan, 50 mm base to raise unit, set fan to medium speed.

Item 4

- 4.0 Reference Attached Reissued Drawing E301
 - .1 Add 'D-FAN ROOM DEMOLITION PLAN' to drawing. Remove exhaust fans 'EX-F-2' and 'EX-F-4' completely as shown. Note 4 added to suit.
 - .2 Add new Note 5 regarding the science room.

Item 5


- 5.0 Reference Attached Reissued Drawing E501
 - .1 Additional fire smoke damper required for the multi-purpose room.
 - .2 Add new Note 13 regarding the science room.



Item 6

6.0 Reference Attached Reissued Drawing E701

- .1 Additional fire smoke damper required for the multi-purpose room. Tie to fire alarm system, new Zone #4.

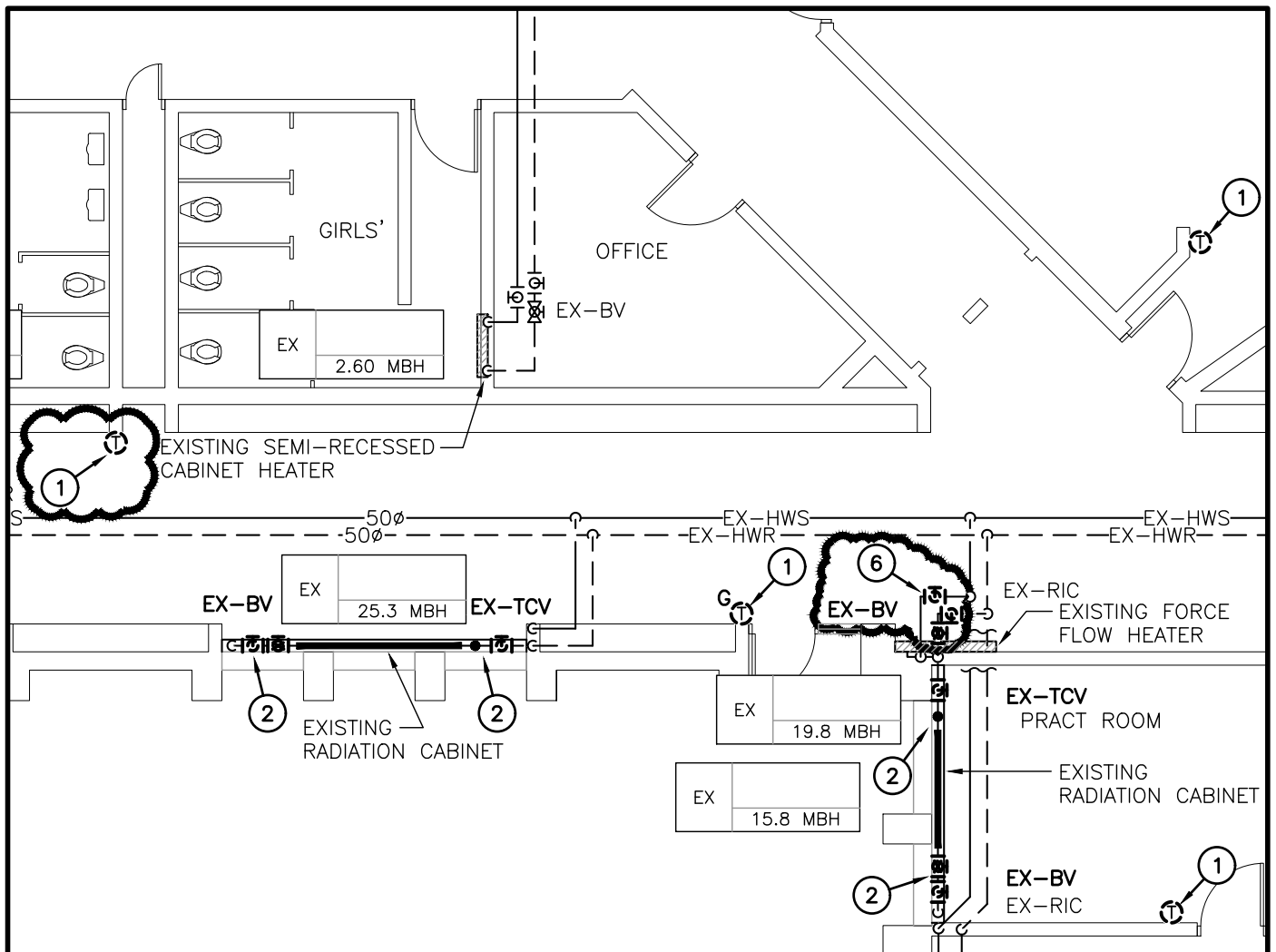


Roberto Vasquez, C.Tech.

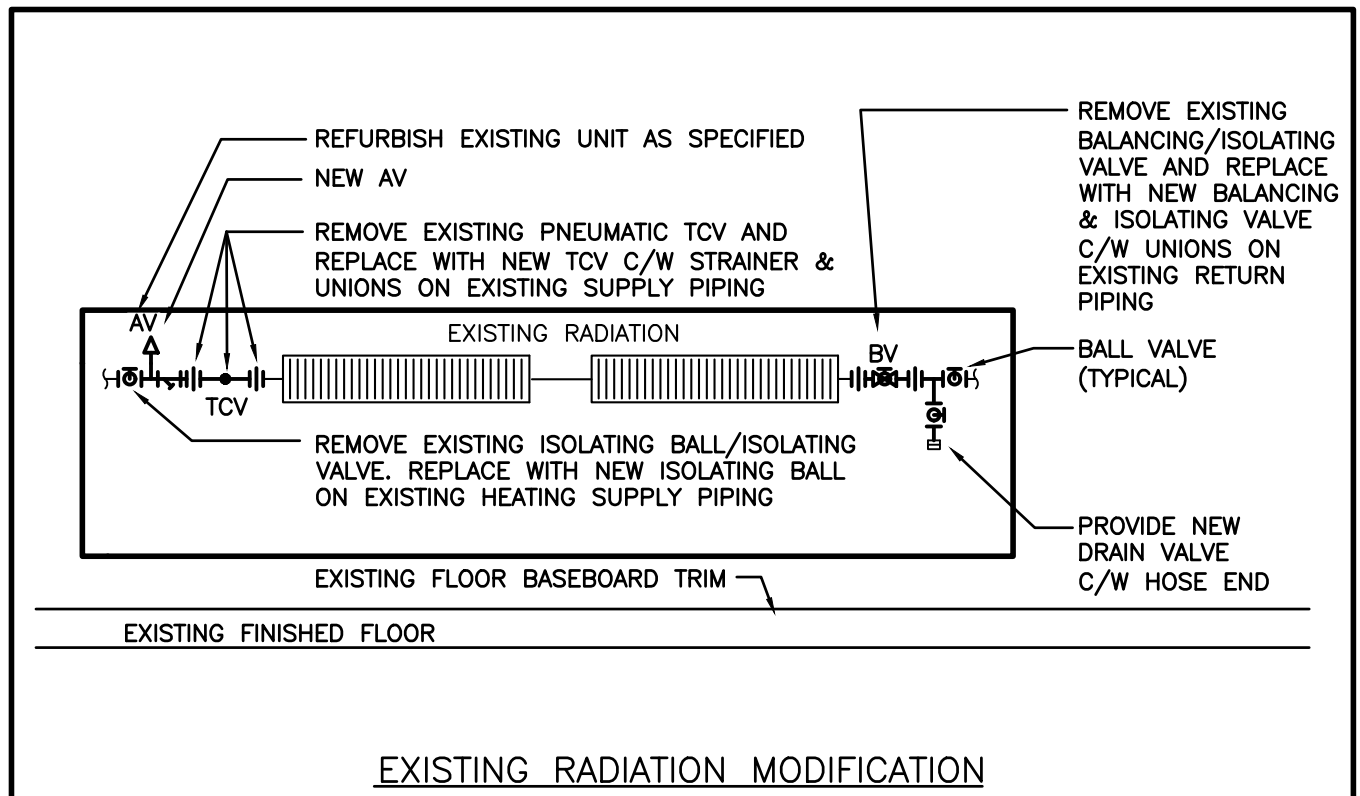
Lead Electrical Designer

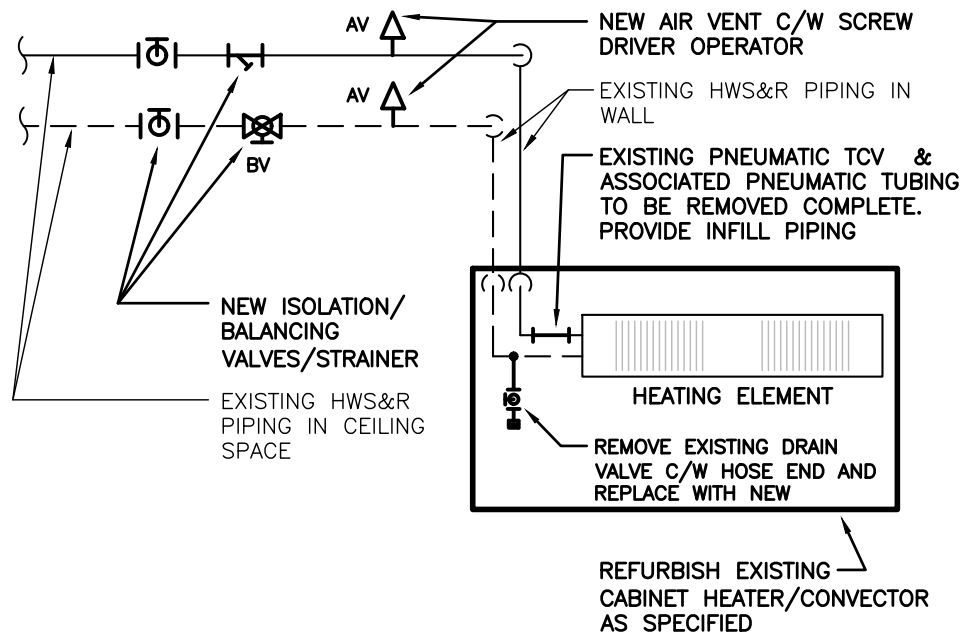
24319 Addendum 02 (M&E-Various Changes)(various reissued dwgs & skes) Feb 13 25.docx
so/rv/smb





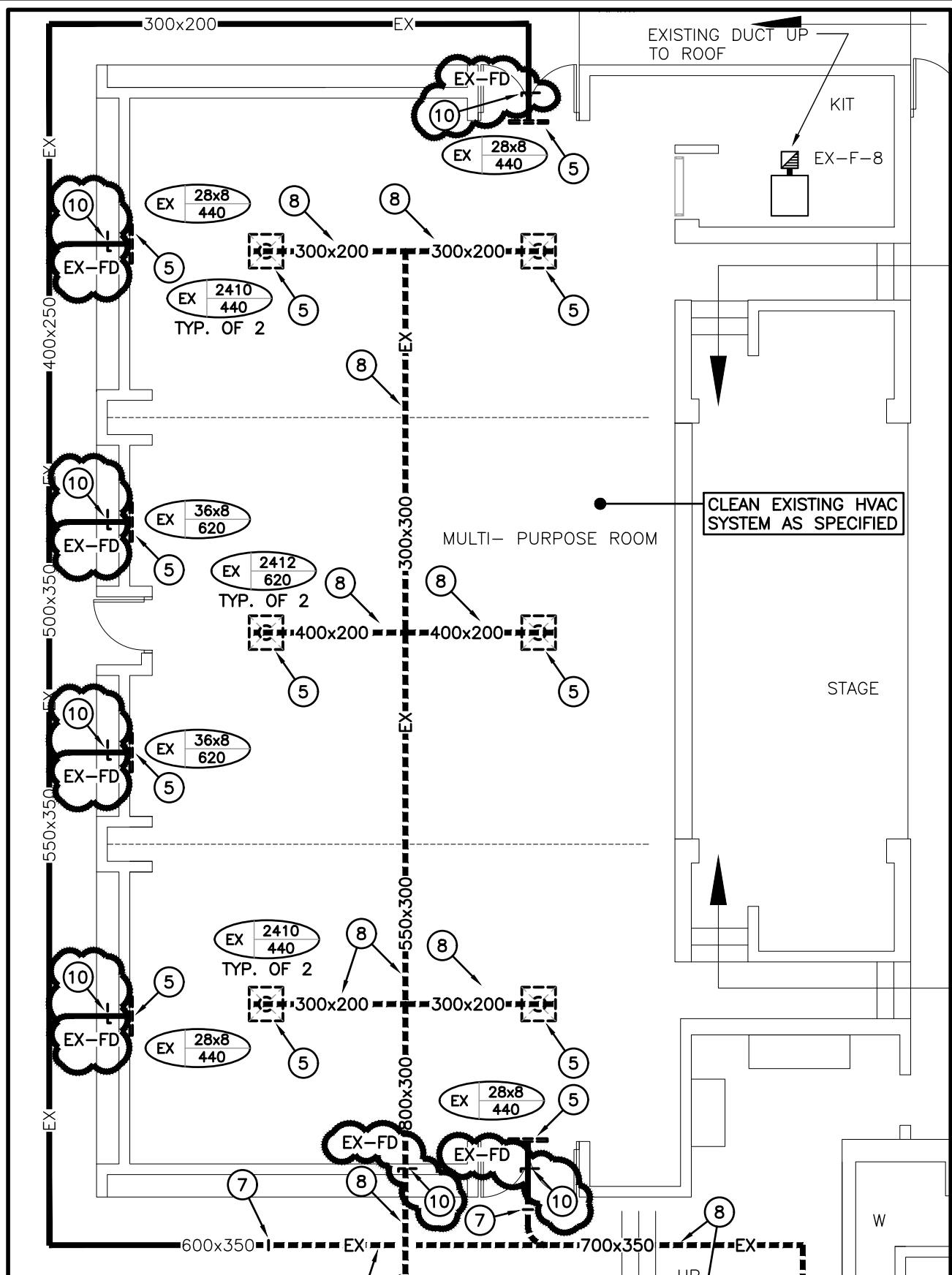
GROUND FLOOR PART PLAN 'A' – PIPING DEMOLITION
 SCALE: 1:100





EXISTING CONVECTOR/CABINET UNIT HEATER MODIFICATION





GROUND FLOOR PART PLAN 'B' – DUCTWORK DEMOLITION

SCALE: 1:100



Consulting Engineers

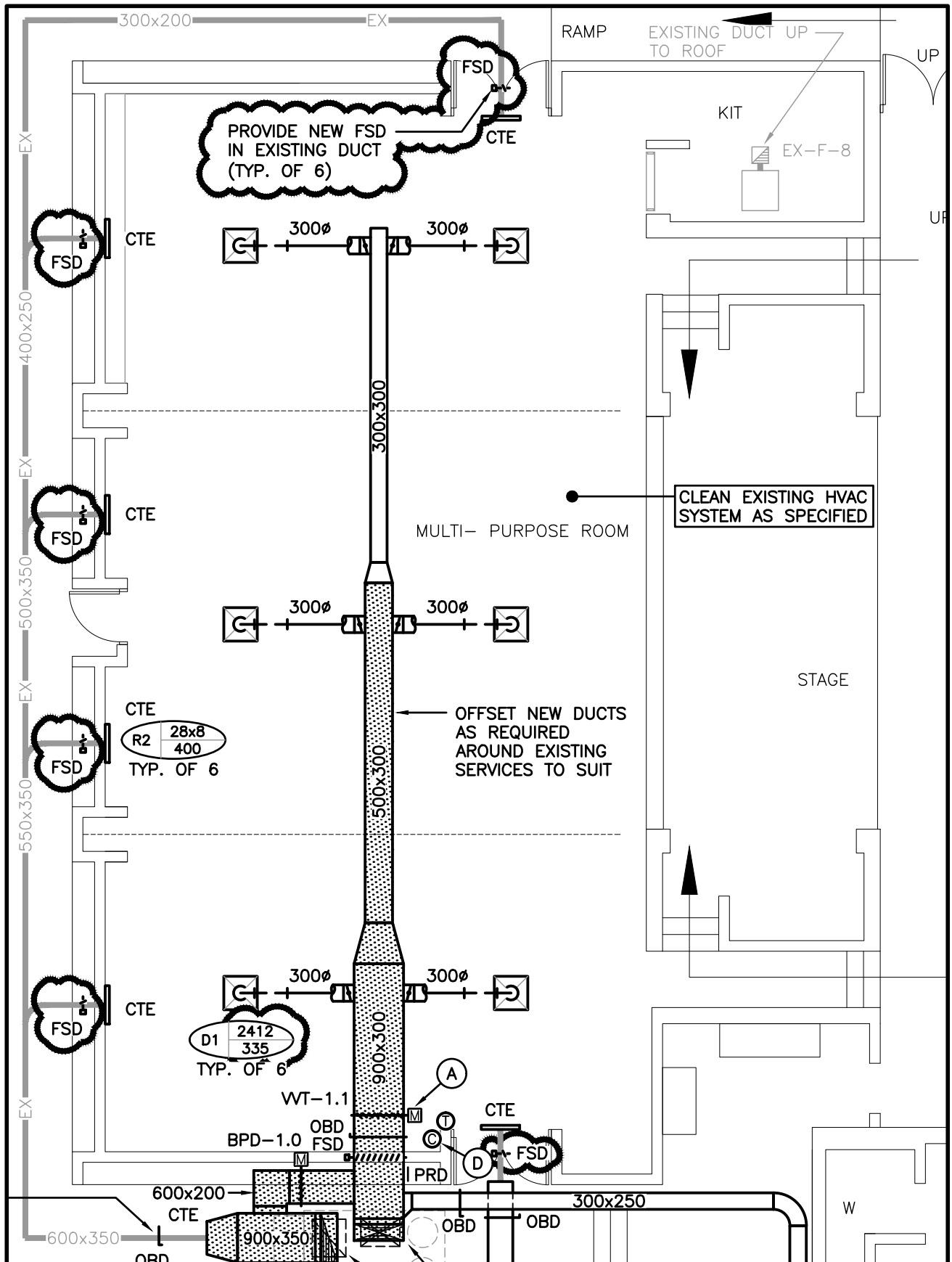
MECHANICAL | ELECTRICAL | AQUATIC

55 Northland Road, Waterloo, ON, N2V 1Y8
Phone: 519-725-3555 Project No.: 24319

LAURENTIAN SENIOR PUBLIC
SCHOOL
ADDENDUM

(REFERENCE TO DRAWING M302)

AD02-M06



GROUND FLOOR PART PLAN 'B' – DUCTWORK RENOVATION

SCALE: 1:100



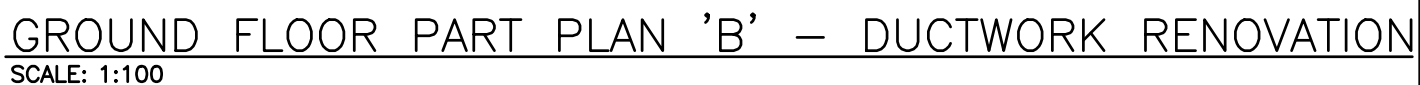
Consulting Engineers

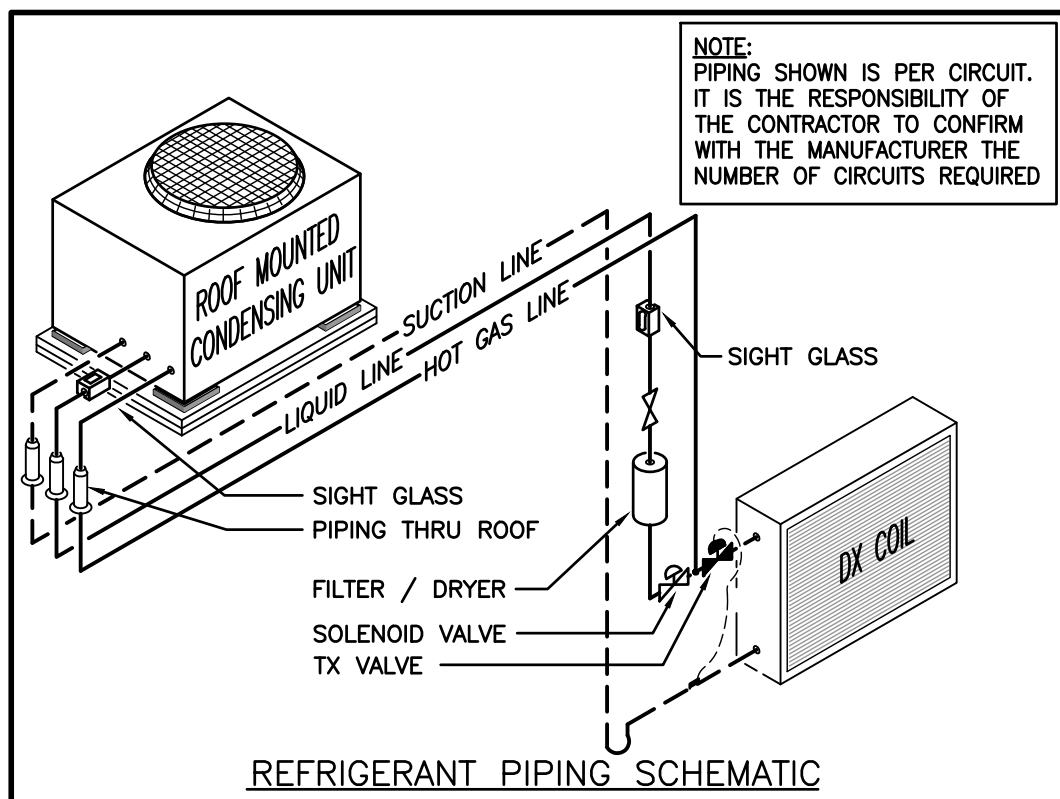
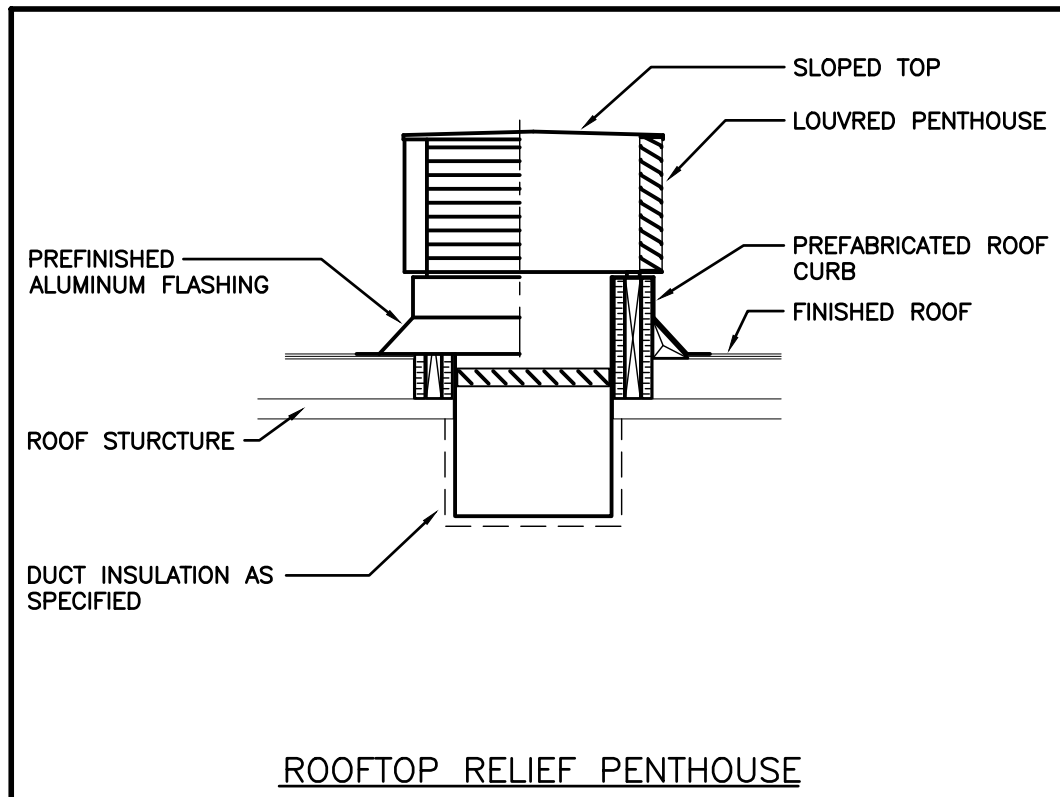
MECHANICAL | ELECTRICAL | AQUATIC

55 Northland Road, Waterloo, ON, N2V 1Y8
Phone: 519-725-3555 Project No.: 24319

LAURENTIAN SENIOR PUBLIC
SCHOOL
ADDENDUM
(REFERENCE TO DRAWING M304)

AD02-M07





Part 1 General

1.1 GENERAL

- .1 The following Electrical Identified Prices Form must be submitted to the architect and consultant (admin@deiassociates.ca) within 2 hours of tender closing. Electrical contractors must complete all information requested or tenders may be considered null and void. Should any uncertainty arise as to the proper manner of submitting tenders, the requisite information will be given at the office of the Consultant. Contractor shall sign and date this page and initial and date each page thereafter.

1.2 CONTRACTOR

I/We certify that I/We have the authority to bind the company.

COMPANY NAME

AUTHORIZED SIGNATURE

ADDRESS

PRINTED SIGNATURE

CITY

TITLE

TELEPHONE NUMBER

DATE

FAX

1.3 RELATED SECTIONS

- .1 This section must be read in association with the following: Division 1, mechanical and electrical divisions.

CONTRACTOR'S NAME: _____ DATE: _____

1.4 IDENTIFIED (PRICE) (EXCLUDING HST)

- .1 Identified prices are for work which is included in the bid price listed on the bid form. Each price may be retained, or deleted from the bid price in the amount indicated, at the discretion of the Owner, and may be used to determine the low bidder.

- .1 For the installation of Unit Ventilators (UV-1 to UV-10) and associated Condensing unit (CU-1 to CU-10)

_____ Dollars (\$_____)

(Dollar amount in writing)

1.5 ALTERNATE PRICES (EXCLUDING HST)

- .1 Alternate prices are for work which is not included in the bid price listed on the Official Tender Form. Each alternate price may be substituted by the Owner for work which is included in the amount indicated. If no price is listed then this substitution shall mean no change in cost.

- .1 To change

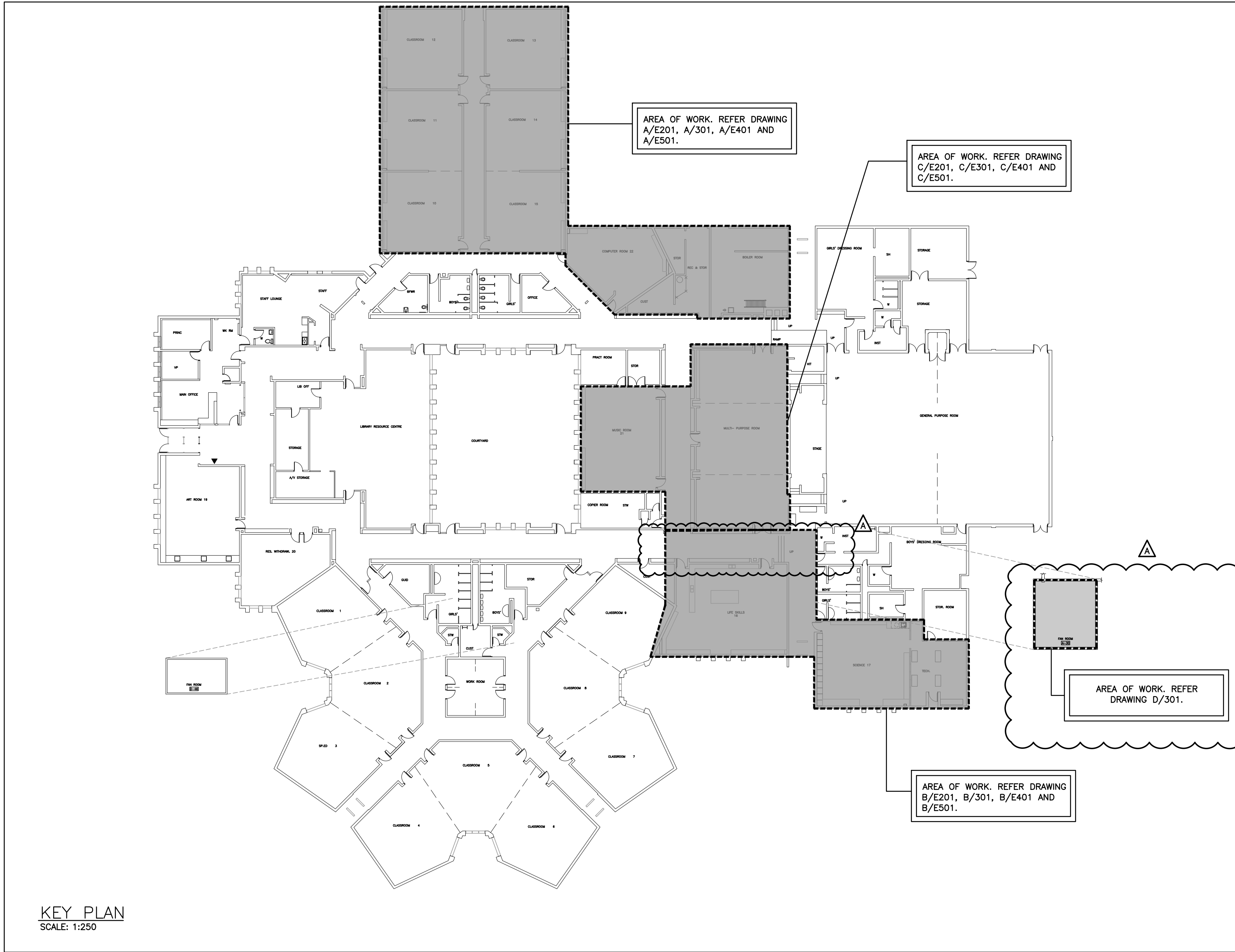
Engineered Air

Alternate Manufacturer

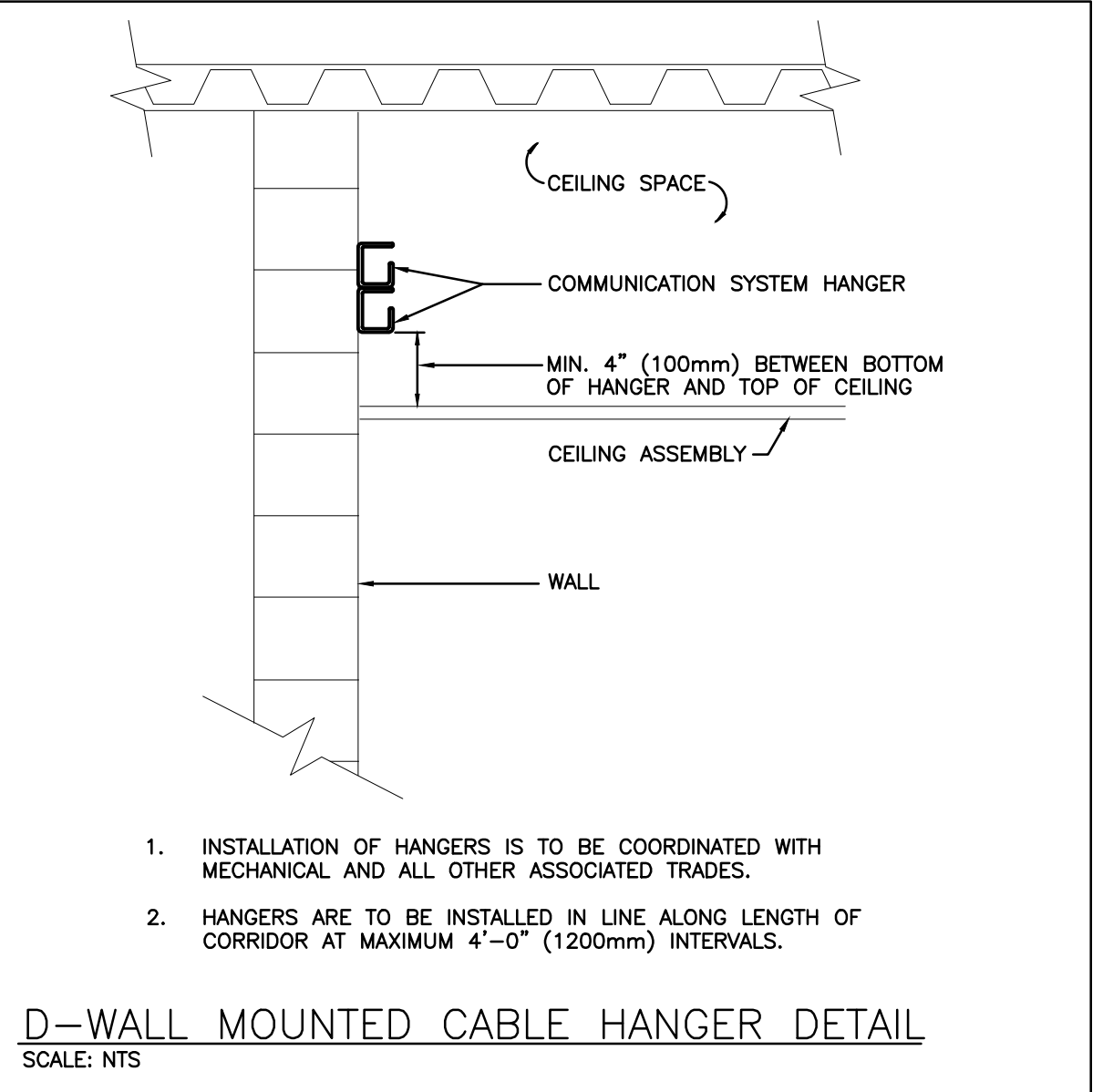
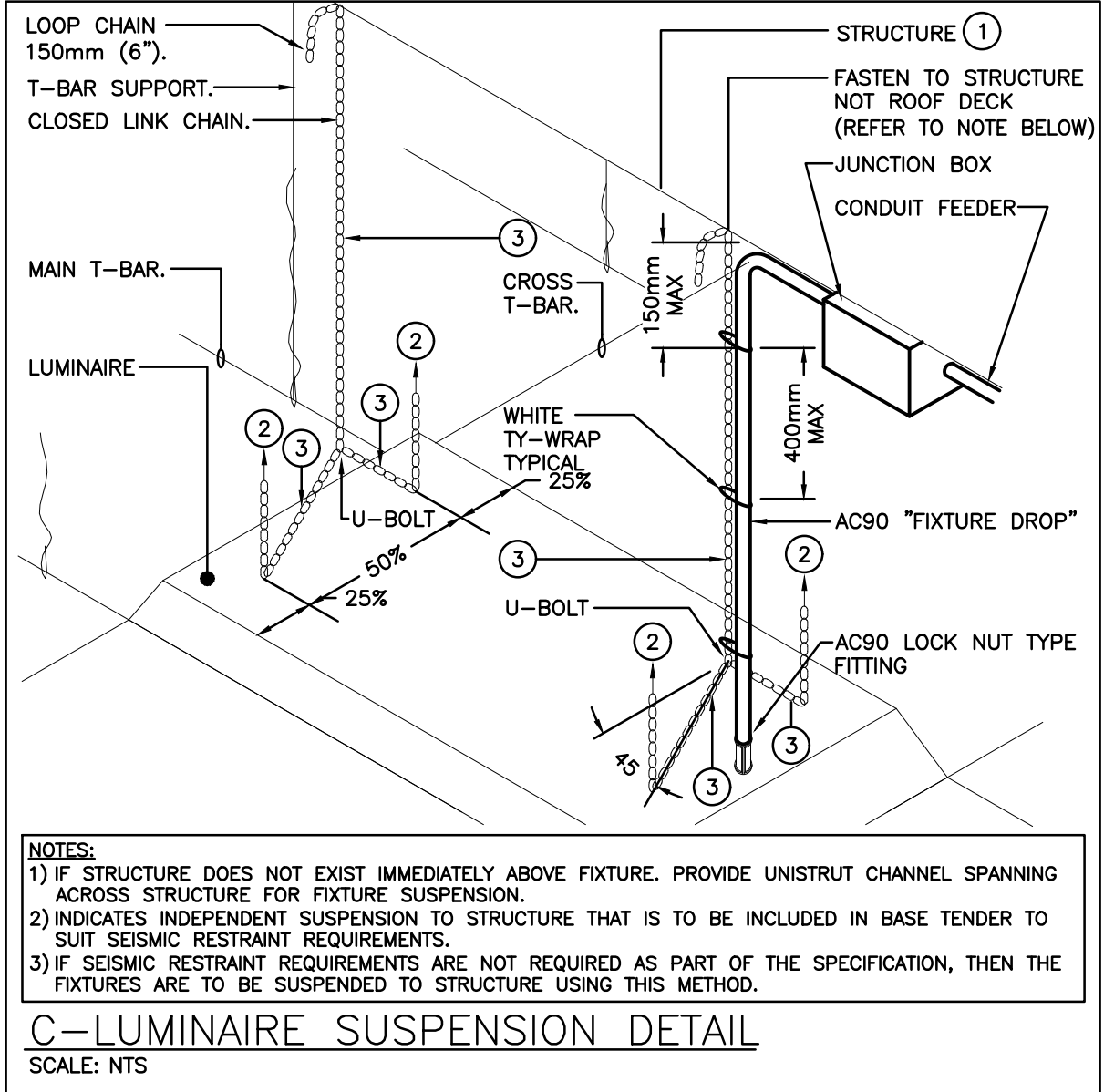
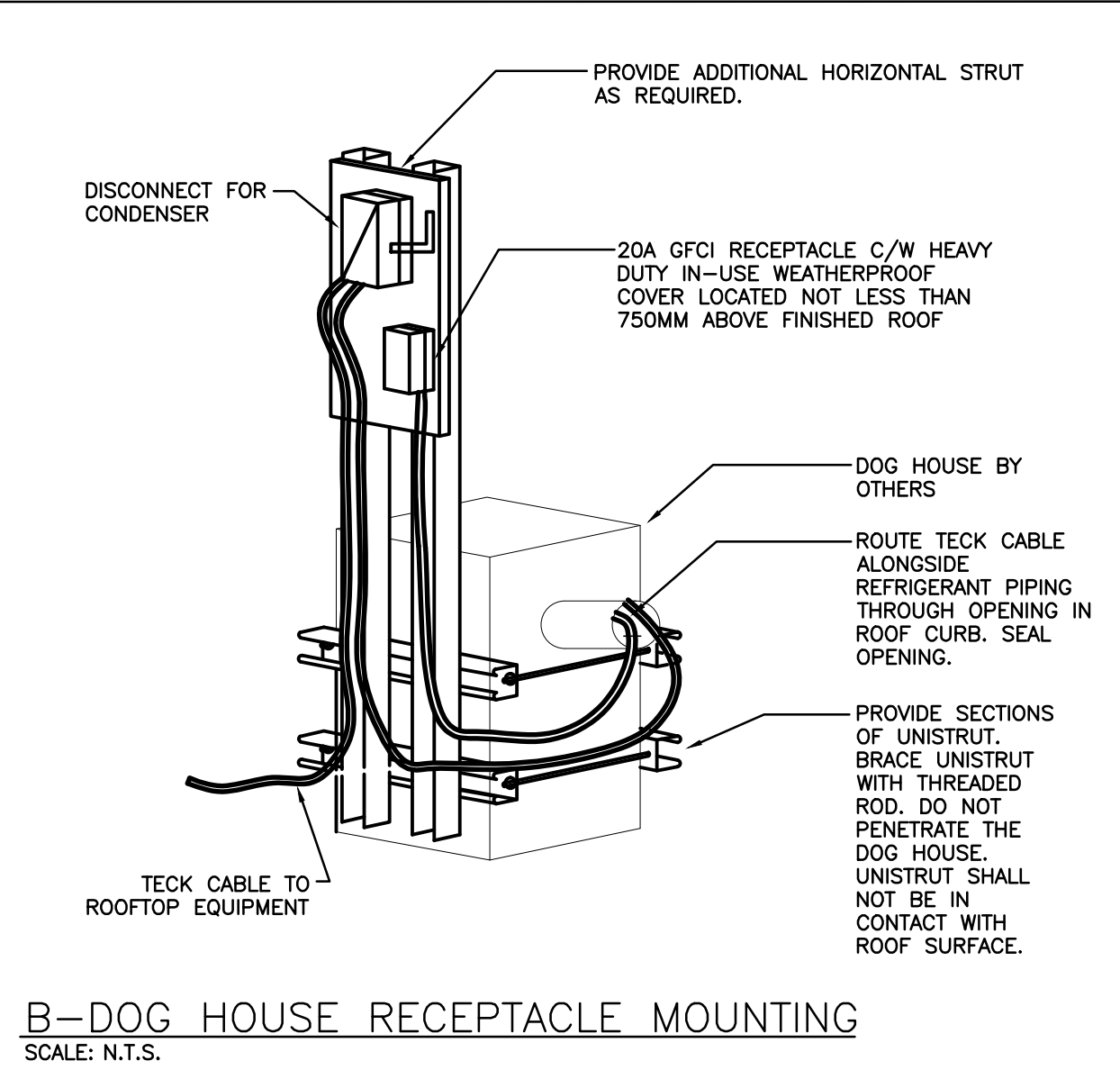
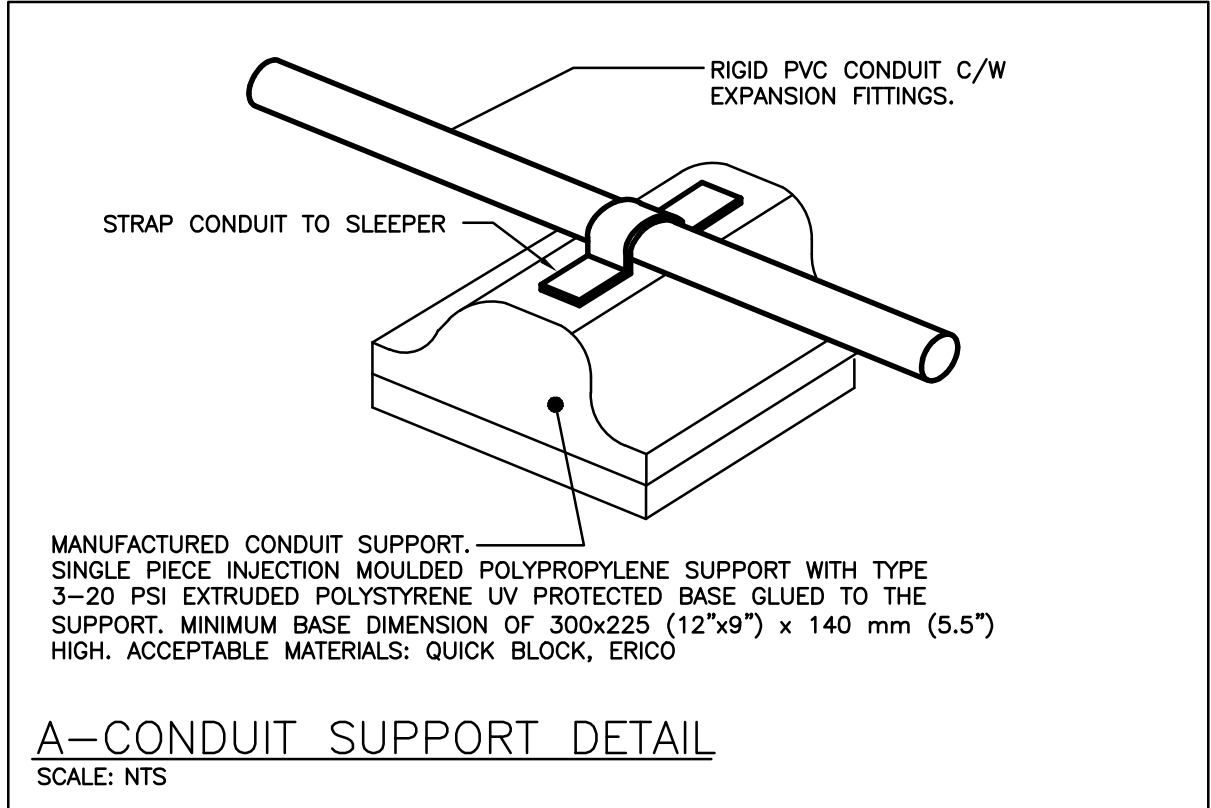
Add to Deduct from
Bid price bid price

_____ \$_____ \$_____
(Dollar amount in writing)

END OF SECTION



ELECTRICAL SYMBOLS		NOTE: ALL SYMBOLS MAY NOT BE USED	
LIGHTING		POWER	
	LIGHT FIXTURE TYPE AS INDICATED		T-SLOT RECEPTACLE MTD. ABOVE COUNTER (20A-120V)
	CEILING MOUNTED EXIT LIGHT ARROWS DENOTE DIRECTION SHADING INDICATES FACE		DIRECT CONNECTION
	BATTERY UNIT WITH INTEGRAL EMERGENCY FIXTURE		PANEL AS INDICATED
	SINGLE POLE SWITCH (3=3 WAY) OR AS NOTED.		TRANSFORMER
	OCCUPANCY SENSOR DUAL TECH.		FUSED DISCONNECT
	CEILING MOUNTED OCCUPANCY SENSOR		UNFUSED DISCONNECT
	ANALOG POWER PACK		MANUAL STARTER
FIRE ALARM			MAGNETIC STARTER
	HEAT DETECTOR (135 DEGREE RATE OF RISE AND FIXED TEMPERATURE)		COMBINATION MAGNETIC STARTER
	SMOKE DETECTOR (RL=RELAY BASE)	GENERAL	
	PULLSTATION	ER	INDICATES EXISTING ITEM TO REMAIN
	ALARM BELL	D	INDICATES EXISTING ITEM TO BE DELETED
	END-OF-LINE RESISTOR	R	INDICATES EXISTING ITEM TO BE RELOCATED/IN RELOCATED POSITION
	FIRE SMOKE DAMPER	WG	WIREGUARD
	ISOLATION MODULE	GF	GROUND FAULT
		WP	WEATHERPROOF
		CLG	CEILING MOUNTED
			NOTE INDICATOR
			MECHANICAL ITEM NO.
			LIGHTING CONTROL SEQUENCE NUMBER INDICATOR
STANDARD CIRCUIT LABELING			



CLIENT LOGO

TRUE NORTH PROJECT NORTH

No.	ISSUANCE	DATE
1	ISSUED FOR BID AND PERMIT	25.01.28
A	REVISED FOR ADDENDUM 02	25.02.13

The contractor shall verify all dimensions and report all errors and discrepancies to the Consultant before commencement of the work. The drawings show general arrangement of services. Follow as closely as actual building construction will permit. Obtain approval for relocation of service from Consultant before commencement of the work. The drawings do not indicate all offsets fitting and accessories which may be required. Provide the same to meet the required conditions. Drawings and specifications, etc., prepared and issued by the consultant are the property of the consultant and must be returned at the completion of the project. These documents are not to be duplicated or copied without the consent of the Consultant. Do not scale this drawing.

© 2025 DEI Consulting Engineers Inc.

55 Northland Road,
Waterloo, ON, N2L 2Y8
Phone: 519-725-3555
Website: delassociates.ca
Project Number: 24-319

Consulting Engineers
MECHANICAL | ELECTRICAL | AQUATIC

CLIENT
WATERLOO REGION DISTRICT SCHOOL BOARD
51 ARDELT AVE, KITCHENER, ON

PROJECT
LAURENTIAN SENIOR PUBLIC SCHOOL
77 WESTMOUNT ROAD EAST, KITCHENER, ON


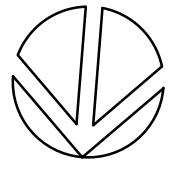
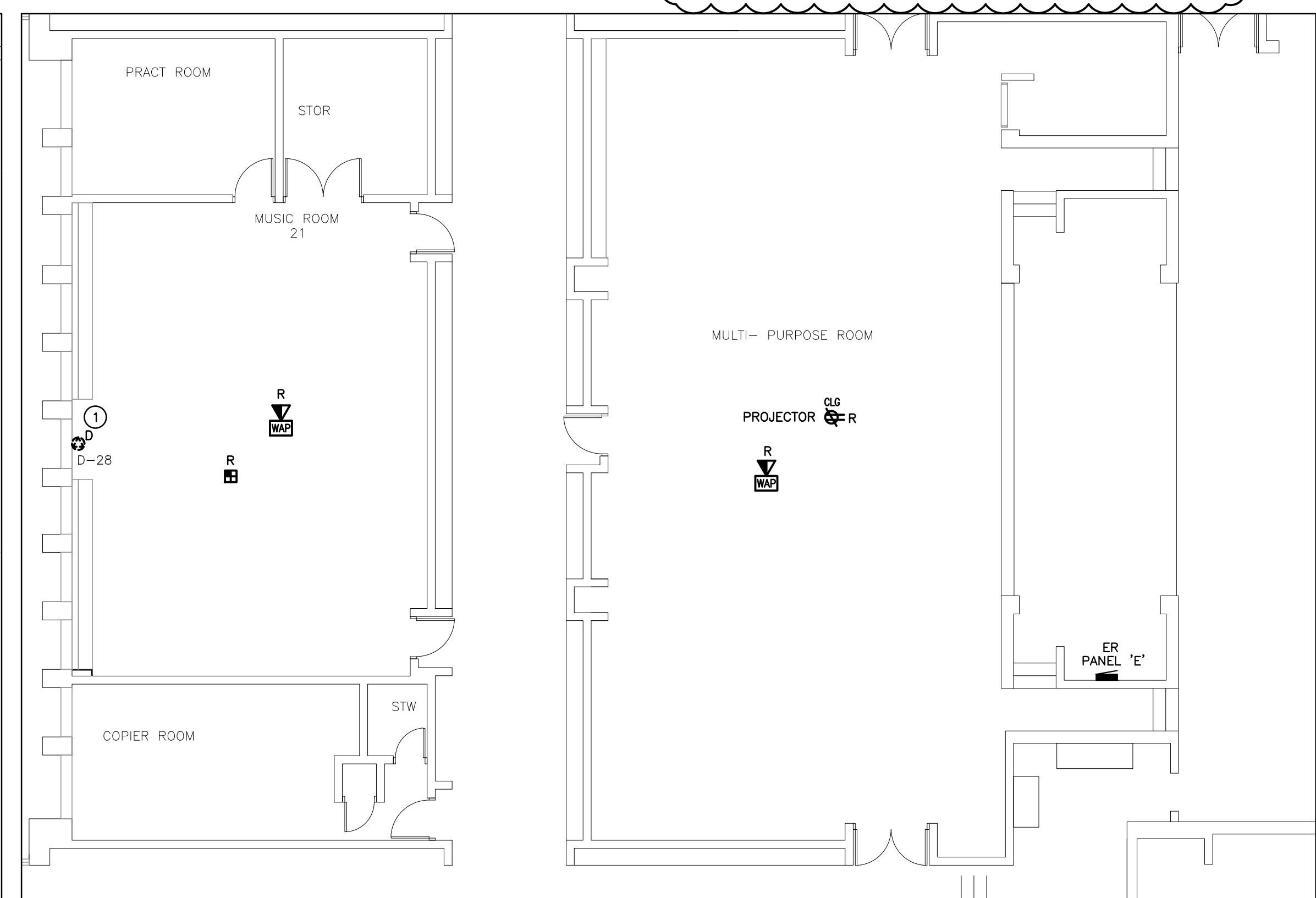
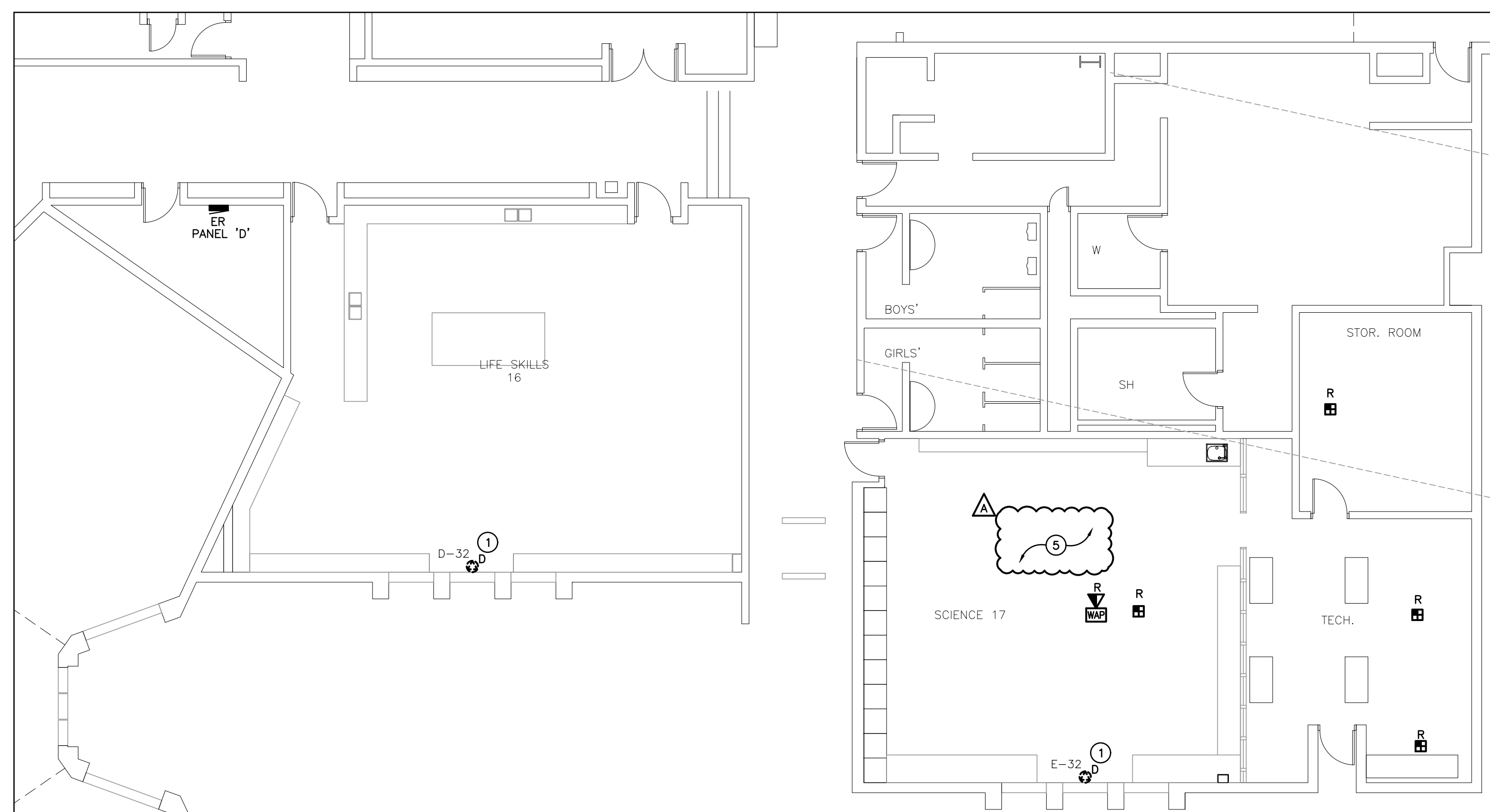
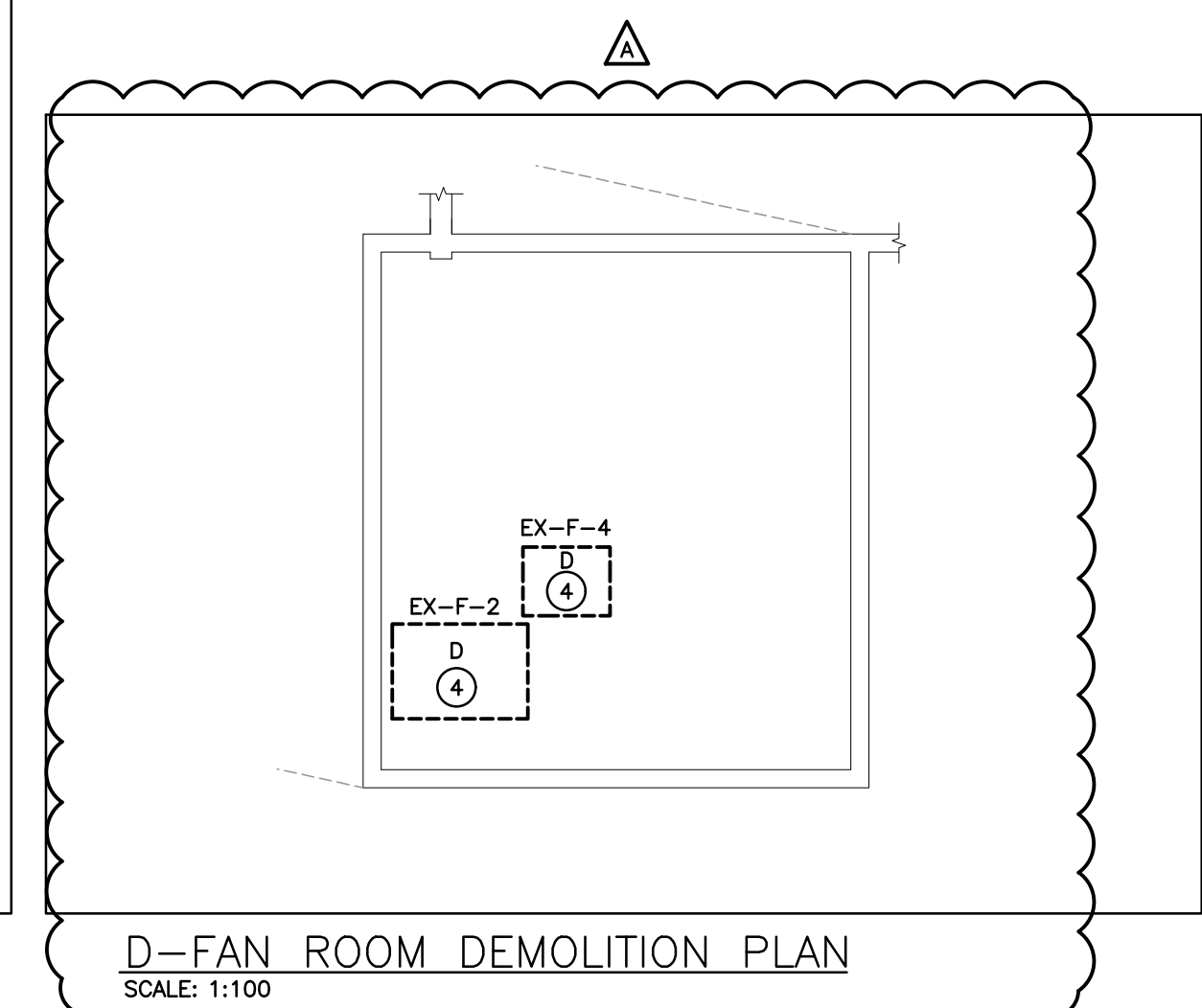
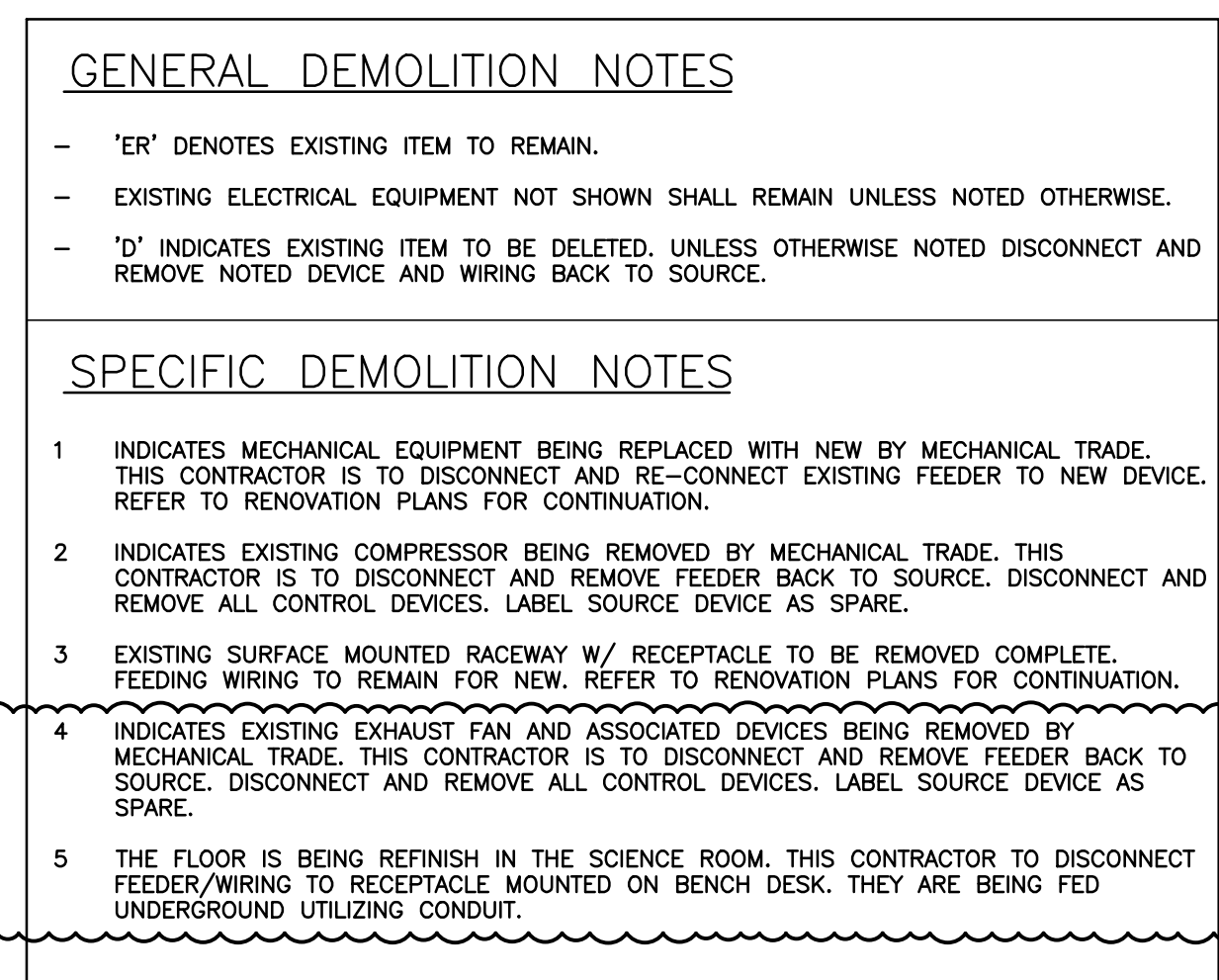
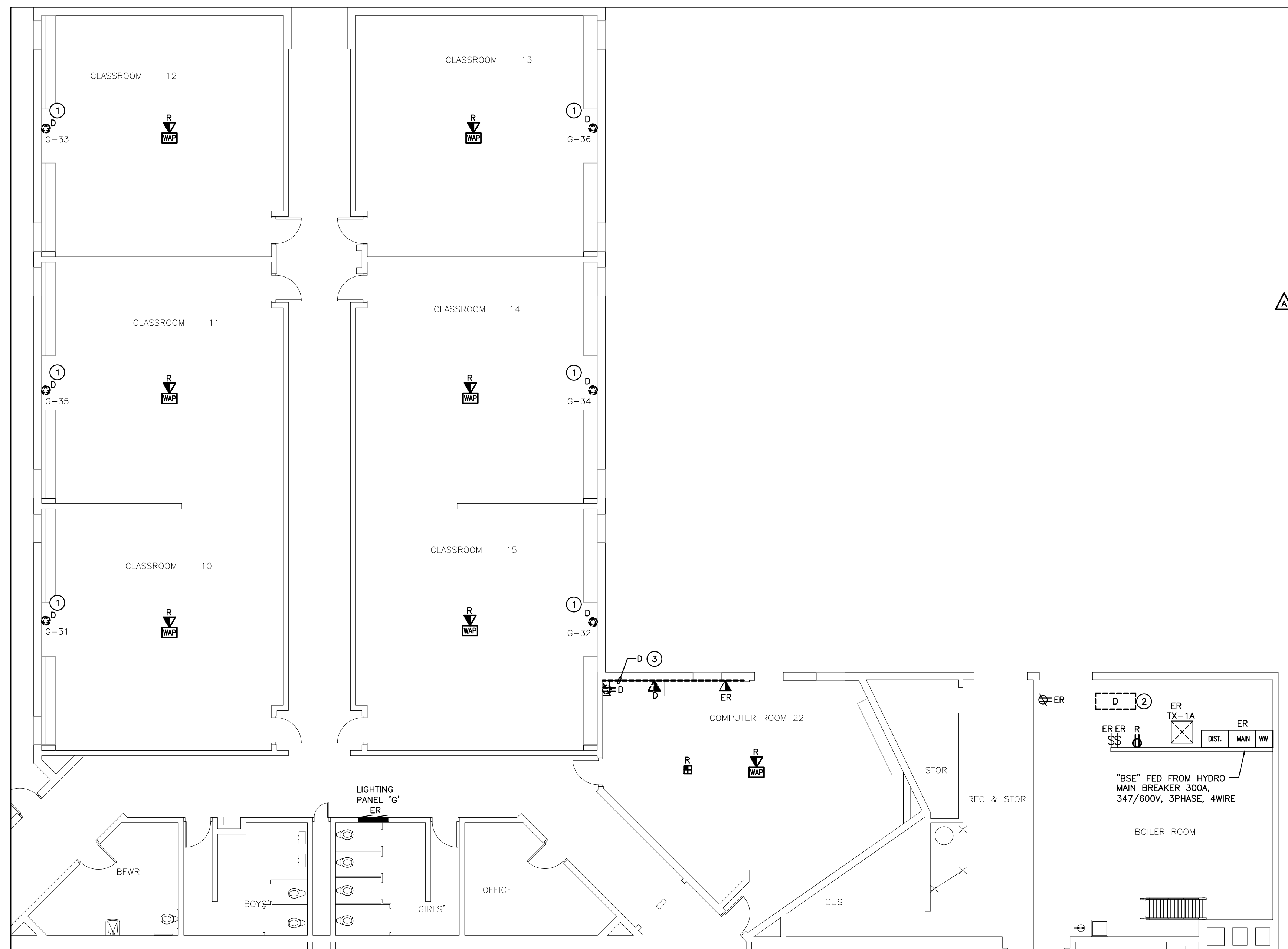
TITLE
LEGEND, OVERALL PLAN, DETAILS AND SCHEDULES

WALTERFEDY
TORONTO | CALGARY | EDMONTON | KITCHENER | HAMILTON
800.685.1378 walterfedy.com

J.J. JACKSON
100011324
2/13/25
PROVINCE OF ONTARIO

SCALE :	AS NOTED	SHEET NO :
DATE :	09/18/18	
PROJECT NO :	2024-0789-10	
DRAWN BY :	SB	
CHECKED BY :	RV	

E101

[illegible]

The contractor shall verify all dimensions and report all errors and discrepancies to the Consultant before commencement of the work.

The drawings show general arrangement of services. Follow as closely as actual building construction will permit. Obtain approval for relocation of service from Consultant before commencement of the work.

The drawings do not indicate all offsets fitting and accessories which may be required. Provide the same to meet the required conditions.

Drawings and specifications, etc., prepared and issued by the consultant are the property of the consultant and must be returned at the completion of the project. These documents are not to be duplicated or copied without the consent of the Consultant.

Do not scale this drawing.

© 2025 DEI Consulting Engineers Inc.



CLIENT

WATERLOO REGION DISTRICT
SCHOOL BOARD

51 ARDELT AVE, KITCHENER, ON

PROJECT

LAURENTIAN SENIOR PUBLIC
SCHOOL

77 WESTMOUNT ROAD EAST, KITCHENER, ON

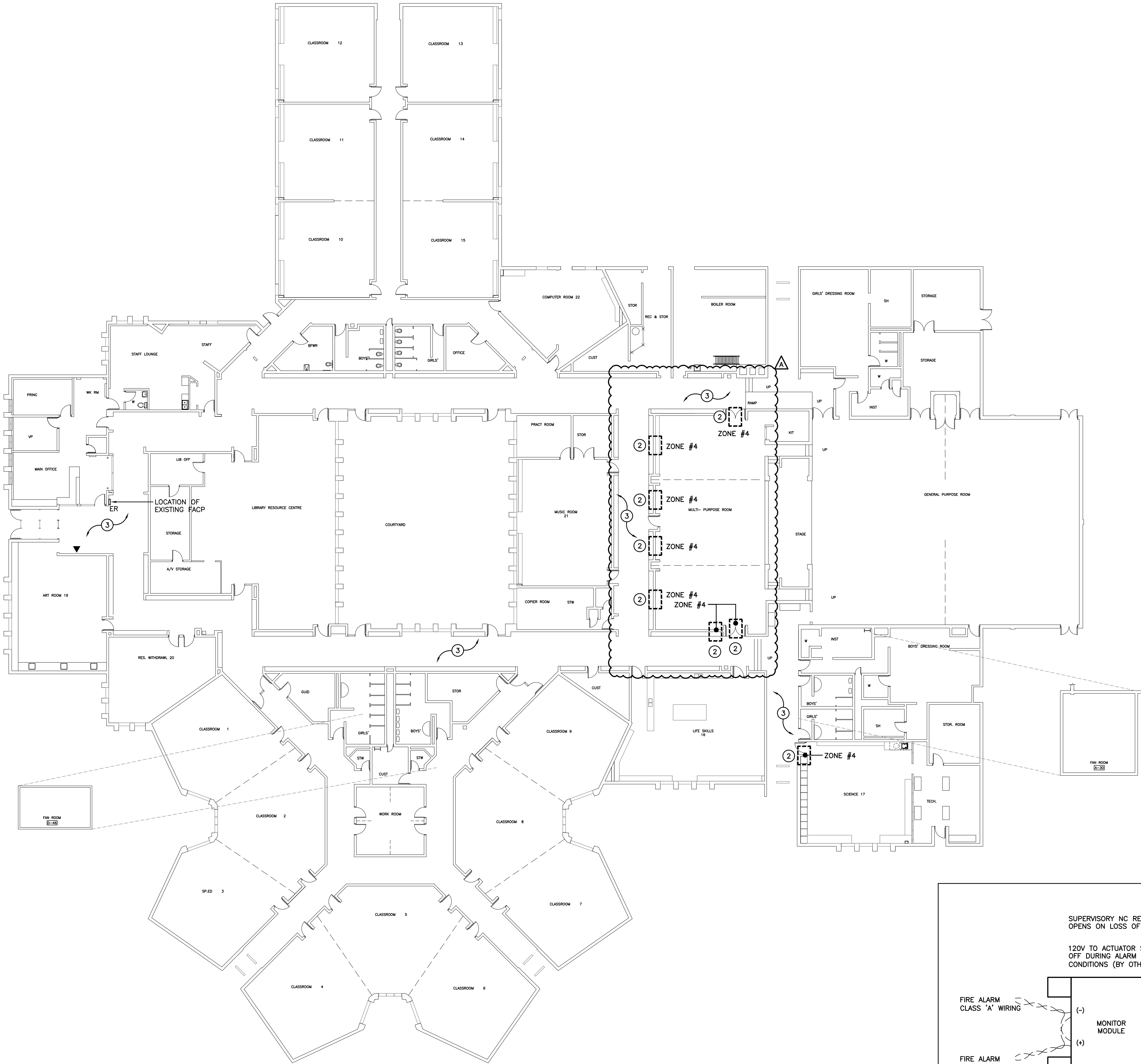
TITLE

GROUND FLOOR PARTS
DEMOLITION PLANS

WALTERFEDY
TORONTO | CALGARY | EDMONTON | KITCHENER | HAMILTON
800.685.1378 walterfedy.com



SCALE :	AS NOTED	SHEET NO : E301
DATE :	09/18/18	
PROJECT NO :	2024-0789-10	
DRAWN BY :	SB	
CHECKED BY :	RV	



FLOOR PLAN
SCALE: 1:200

GENERAL NOTES

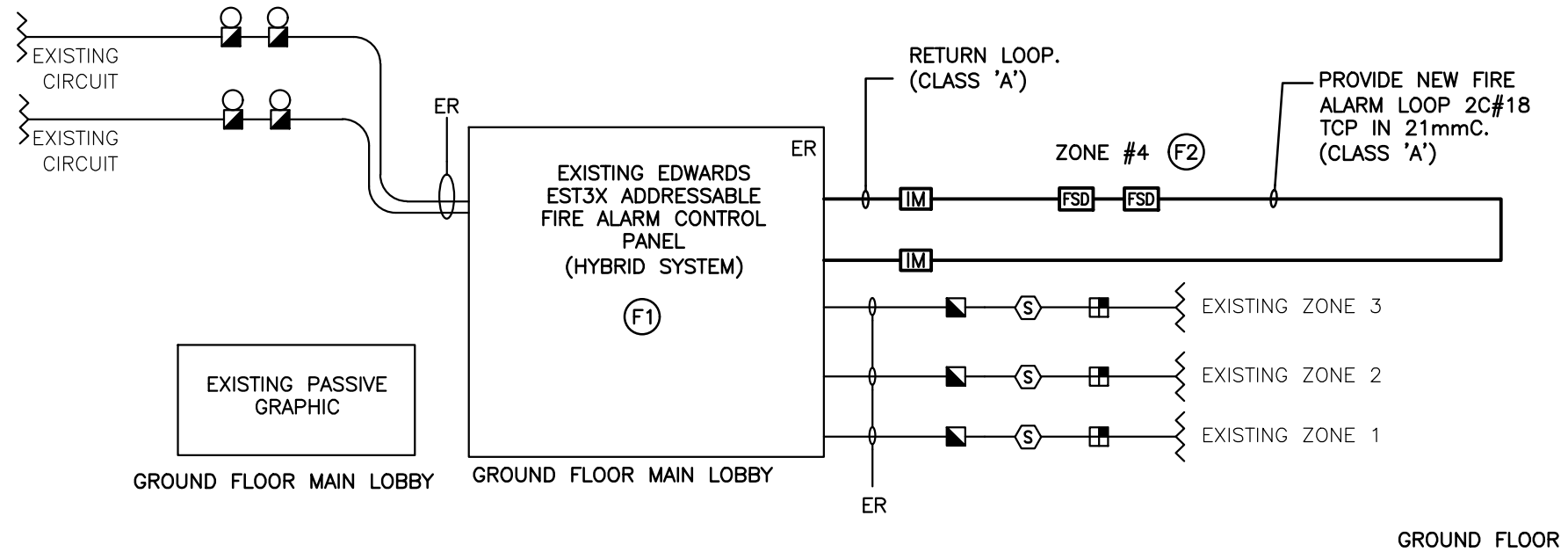
- 'ER' INDICATES EXISTING ITEM TO REMAIN.
- ALL DEVICES SHOWN ARE NEW UNLESS OTHERWISE NOTED.
- MAINTAIN SERVICE TO ALL EXISTING DEVICES TO REMAIN.
- REVISE FIRE ALARM PANEL DIRECTORIES TO SUIT CHANGES (TYPED).
- REFER TO FLOOR PLANS FOR EXACT LOCATION AND QUANTITIES OF DEVICES.
- ALL END OF LINE RESISTORS AND ISOLATION MODULES SHALL BE INSTALLED IN SERVICE ROOMS AT 1800MM A.F.F. PROVIDE LAMICOID LABEL INDICATED CIRCUIT / ZONE LABEL AND NUMBER.

SPECIFIC RENOVATION NOTES

- 1 INDICATES FIRE ALARM PANEL. PROVIDE ADDITIONAL MODULES TO SUIT NEW FIRE ALARM ZONE.
- 2 PROVIDE NEW FIRE ALARM ADDRESSABLE LOOP OUT TO THE FIRE SMOKE DAMPERS. THERE IS CURRENTLY NO FIRE ALARM LOOP. THE CURRENT SYSTEM IS A HYBRID.
- 3 REMOVE AND RE-INSTALL ANY REQUIRED CEILING TILE TO SUIT INSTALLATION. ANY CEILING TILES THAT ARE DAMAGED, DIRTY, OR FINGERPRINTED ARE TO BE REPLACED.

EXISTING FIRE ALARM SCHEDULE

Zone	Description	Alarm	Supervisory
1	NORTH WING - EXISTING	•	
2	SOUTH & LIBRARY - EXISTING	•	
3	WEST & GYM WING - EXISTING	•	
4	HVAC-5 & SCIENCE 17 FIRE SMOKE DAMPERS - NEW	•	•
5-24	SPARE	•	

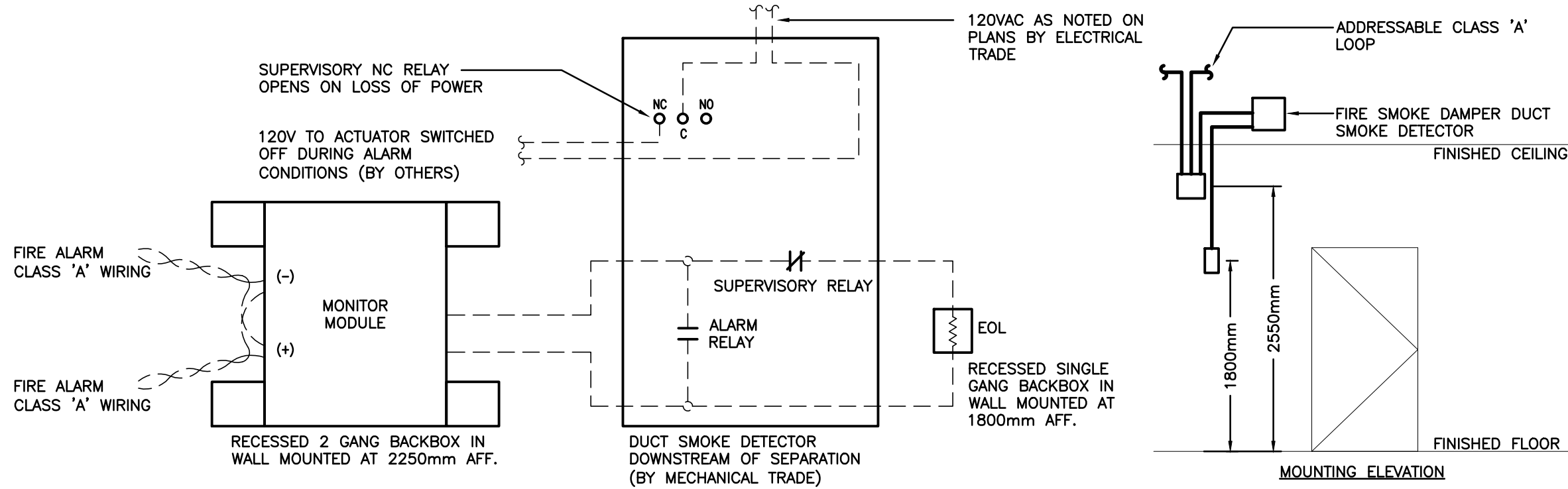


SPECIFIC FIRE ALARM NOTES

- NOTES:** F1 REFER TO FLOOR PLANS FOR EXACT LOCATION AND QUANTITY OF DEVICES.
- F2 INDICATES 120V POWER AND FIRE ALARM CONNECTIONS TO SMOKE/FIRE DAMPER WITH INTEGRAL SMOKE DETECTOR. REFER TO FIRE ALARM SPECIFICATIONS. COORDINATE EXACT LOCATION/CONNECTION REQUIREMENTS WITH MECHANICAL CONTRACTOR. SMOKE/FIRE DAMPER AND ASSOCIATED INTEGRAL SMOKE DETECTOR TO BE PROVIDED AND INSTALLED BY MECHANICAL CONTRACTOR. PROVIDE MONITORING MODULE(S) PER SMOKE/FIRE DAMPER TO 120V POWER SUPPLY CONNECTION TO THE DAMPER ACTUATOR AND INTEGRAL SMOKE DETECTOR ALARM AS SIGNAL. A TROUBLE CONDITION SHALL BE ACTIVATED DUE TO THE LOSS OF AC POWER AT THE MAIN CONTROL PANEL, CONSISTING OF AUDIBLE AND VISUAL TROUBLE SIGNAL UNTIL ACKNOWLEDGED BY OPERATOR. REFER TO DETAIL A/E701.

FIRE ALARM RISER DIAGRAM/SCHEDULE

SCALE: NTS



NOTES:

1. MONITOR MODULE AND END OF LINE RESISTOR DEVICE MOUNTING HEIGHTS SHALL BE PER CAN/ULC S524 (LATEST EDITION).
2. MOUNT DEVICES WITHIN ACCESSIBLE LOCATIONS IN SERVICE ROOMS, WHERE POSSIBLE, IN THE VICINITY OF RESPECTIVE FIRE SMOKE DAMPER. DEVICES IN FINISHED SPACES TO BE C/W FLUSH MOUNT DEVICE BOXES AND COVERS. DEVICE COVERS TO BE LABELLED PER CAN/ULC S524 (LATEST EDITION).

A-FIRE/SMOKE DAMPER INSTALLATION DETAIL

SCALE: NTS

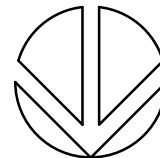
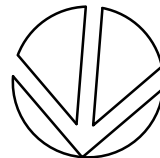
SEQUENCE OF OPERATIONS

NORMAL CONDITION:
ALARM CONTACT OPEN, AUXILIARY CONTACT CLOSED, AC POWER IS PROVIDED TO DAMPER ACTUATOR, DAMPER IS OPEN.

ALARM CONDITION:
ALARM CONTACT CLOSURES, BUILDING FIRE ALARM IS ACTIVATED, AUXILIARY CONTACT OPENS, AC POWER IS REMOVED FROM DAMPER ACTUATOR.

SUPERVISION:
LOSS OF AC POWER, COVER LEFT OFF, WIRING ISSUE WILL CAUSE TROUBLE CONDITION. SUPERVISORY CONTACT OPENS, MAIN FIRE ALARM CONTROL PANEL WILL INDICATE TROUBLE. ADDRESSABLE MODULE WILL INDICATE DAMPER LOCATION. DAMPER POSITION IS NOT MONITORED BY FIRE ALARM CONTROL PANEL.

CLIENT LOGO



No.	ISSUANCE	DATE
1	ISSUED FOR BID AND PERMIT	25.01.28
A	REVISED FOR ADDENDUM 02	25.02.13

The contractor shall verify all dimensions and report all errors and discrepancies to the Consultant before commencement of the work. The drawings show general arrangement of services. Follow as closely as actual building construction will permit. Obtain approval for relocation of service from Consultant before commencement of the work. The drawings do not indicate all offsets fitting and accessories which may be required. Provide the same to meet the required conditions. Drawings and specifications, etc., prepared and issued by the consultant are the property of the consultant and must be returned at the completion of the project. These documents are not to be duplicated or copied without the consent of the Consultant. Do not scale this drawing. © 2025 DEI Consulting Engineers Inc.



55 Northland Road,
Waterloo, ON, N2H 2Y8
Phone: 519-725-3555
Website: deiconsultants.ca
Project Number: 24393

CLIENT

WATERLOO REGION DISTRICT
SCHOOL BOARD

51 ARDELT AVE, KITCHENER, ON

PROJECT

LAURENTIAN SENIOR PUBLIC
SCHOOL

77 WESTMOUNT ROAD EAST, KITCHENER, ON

TITLE

FIRE ALARM RISER DIAGRAM
AND SCHEDULE

WALTERFEDY

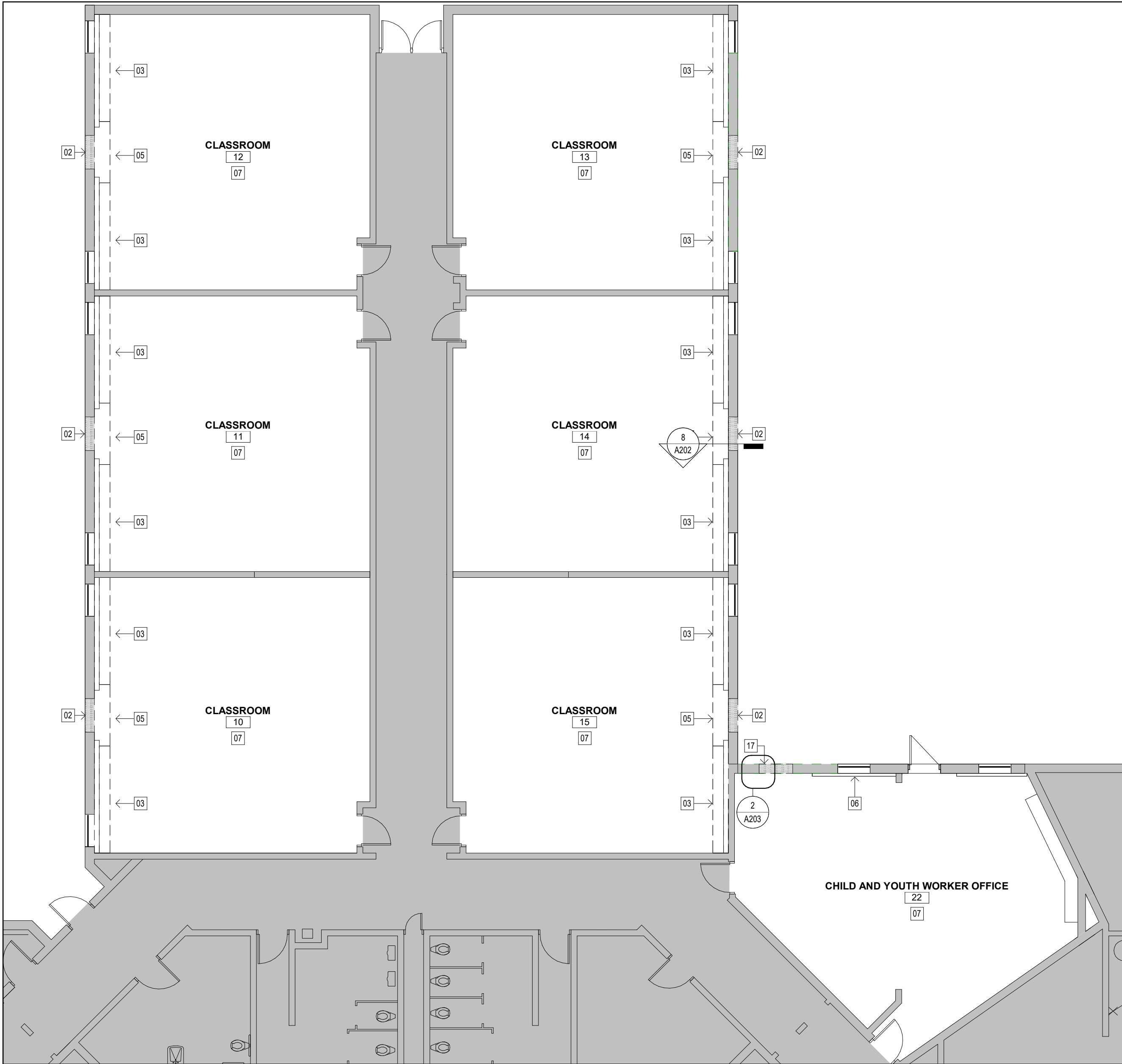
TORONTO | CALGARY | EDMONTON | KITCHENER | HAMILTON

800.685.1378 walterfedy.com

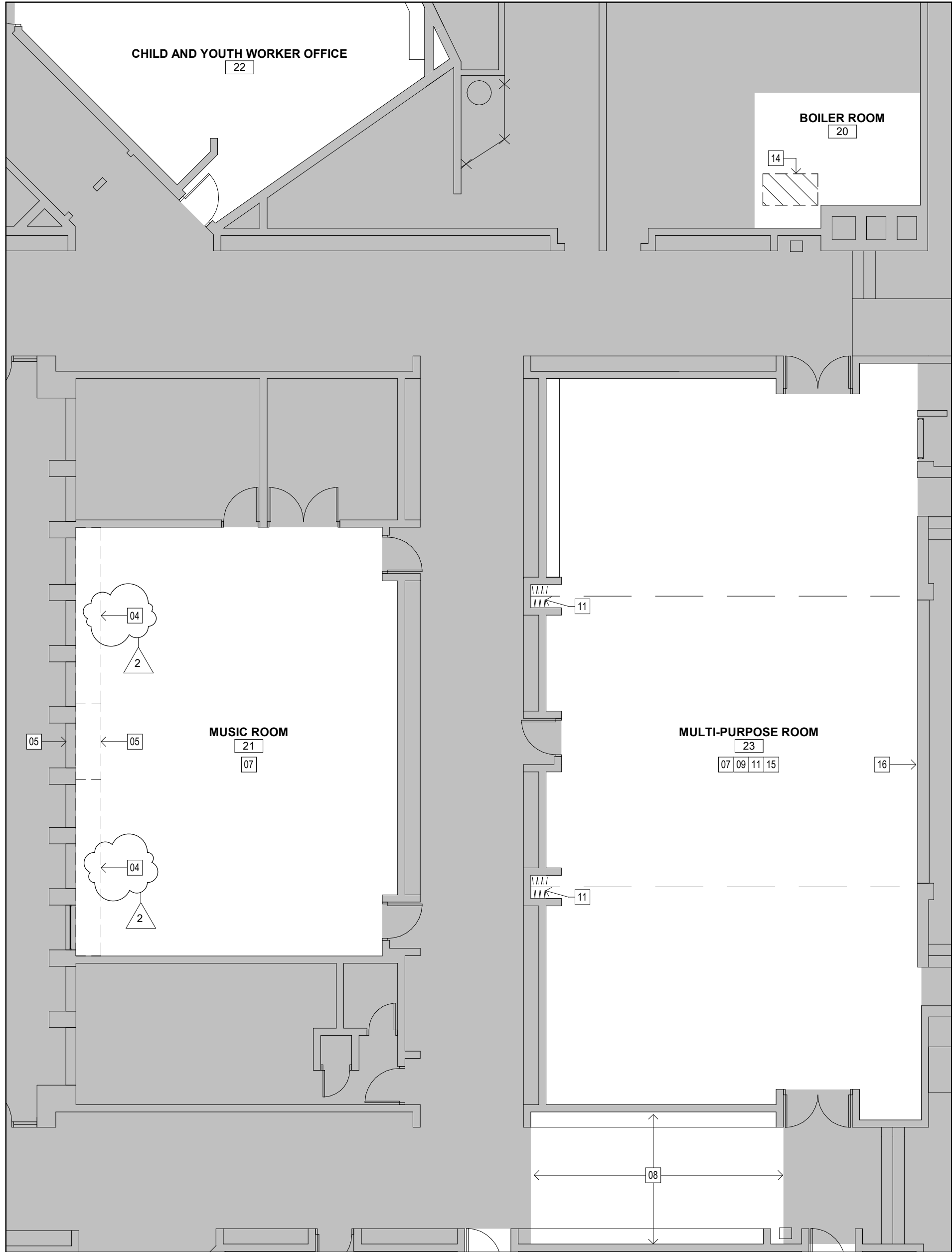


SCALE :	AS NOTED	SHEET NO :
DATE :	09/18/18	
PROJECT NO :	2024-0789-10	
DRAWN BY :	SB	
CHECKED BY :	RV	

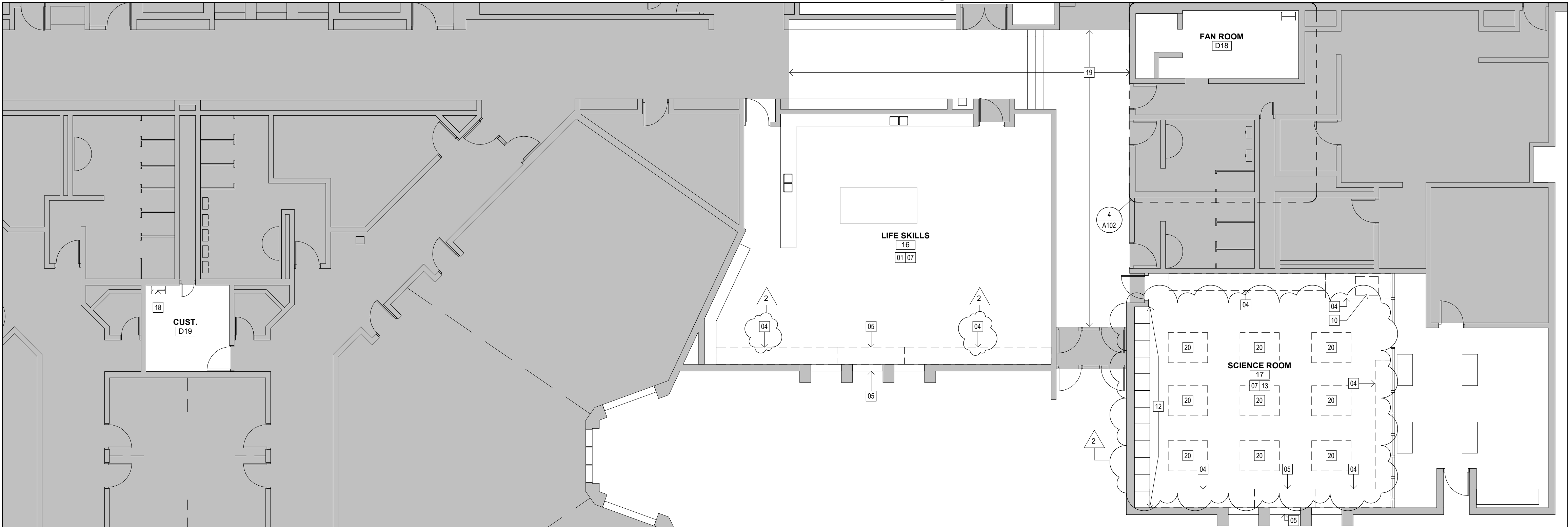
E701



1 PARTIAL GROUND FLOOR PLAN - DEMOLITION
A102 Scale: 1 : 100



2 PARTIAL GROUND FLOOR PLAN - DEMOLITION
A102 Scale: 1 : 100



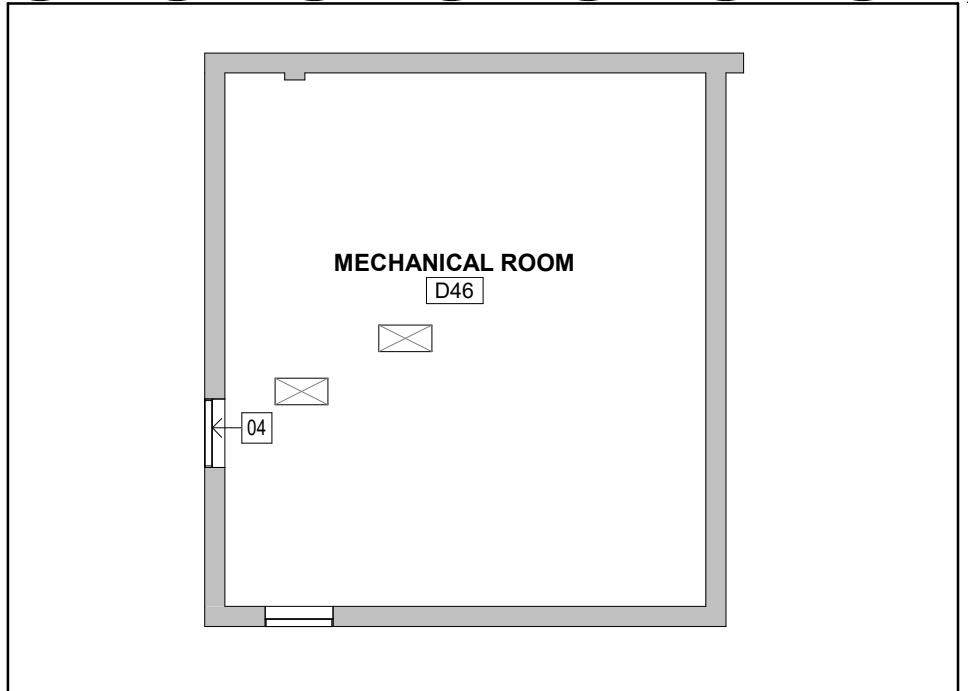
3 PARTIAL GROUND FLOOR PLAN - DEMOLITION
A102 Scale: 1 : 100

GENERAL DEMOLITION NOTES

- THE PURPOSE OF THESE DRAWINGS IS TO SHOW GENERAL SCOPE OF DEMOLITION ONLY. THESE DRAWINGS HAVE BEEN DEVELOPED FROM REFERENCE FILES WHICH MAY NOT REFLECT ACTUAL FIELD CONDITIONS. CONTRACTOR TO VERIFY THESE DRAWINGS, INCLUDING ALL DIMENSIONS, AND NOTIFY THE ARCHITECT IMMEDIATELY OF INCONSISTENCIES BEFORE PROCEEDING WITH DEMOLITION & CONSTRUCTION. THE CONTRACTOR SHALL VERIFY AND CONFIRM THE COMPLETE SCOPE OF WORK DURING THE TENDER PERIOD BY ATTENDING SITE VISITS AND ALLOW FOR A REASONABLE QUANTITY OF UNFORESEEN HIDDEN DEMOLITION AND REMOVAL NOT SHOWN ON THESE DRAWINGS.
- DEMOLITION WORK SHALL BE EXECUTED IN CONFORMANCE WITH ALL CODES AND AS SET FORTH BY ALL GOVERNING AUTHORITIES. REFER TO SPECIFICATIONS FOR INTERIM LIFE SAFETY MEASURES.
- THE CONTRACTOR SHALL EXECUTE ALL DEMOLITION WORK AS REQUIRED TO FACILITATE THE NEW WORK AND COORDINATE ACTIVITIES ACCORDINGLY WITH THE WORK OF THE TRADES.
- EXECUTE DEMOLITION IN AN ORDERLY AND CAREFUL MANNER WITH DUE CONSIDERATION FOR ADJACENT STRUCTURES AND FINISHES. REPLACE OR REPAIR ANY FINISHES TO REMAIN WHICH ARE DAMAGED DURING DEMOLITION (I.E. - CEILING GRID, CEILING TILE, WALL COVERING, FLOOR COVERINGS, ETC.). CONTRACTOR SHALL BE ENTIRELY RESPONSIBLE FOR, AND MAKE GOOD ALL DAMAGE TO ADJACENT FINISHED SURFACES AND ASSEMBLIES.
- REFER TO MECHANICAL AND ELECTRICAL SPECIFICATION, DRAWINGS OR DEMOLITION NOTES FOR DETAILS OF SCOPE OF MECHANICAL AND ELECTRICAL DEMOLITION.
- AS THE AREAS OF THE BUILDING PROPOSED FOR RENOVATION MAY CONTAIN DESIGNATED SUBSTANCES, SPECIAL PRECAUTIONS ARE REQUIRED FOR THE REMOVAL OF SPECIFIC DESIGNATED SUBSTANCES. COMPLETE REMOVAL OF ALL ASBESTOS-CONTAINING MATERIALS MUST PRECEDE ANY WORK THAT IS LIKELY TO DISTURB THESE MATERIALS. ALL DESIGNATED SUBSTANCES MUST BE HANDLED IN ACCORDANCE WITH THE APPROPRIATE FEDERAL, PROVINCIAL AND LOCAL GUIDELINES AND REGULATION 278/05. FOLLOW PROPER METHODS AND PROCEDURES FOR DISPOSAL WITH THE ONTARIO MINISTRY OF ENVIRONMENT. OTHER DESIGNATED SUBSTANCES MAY ALSO BE REQUIRED TO BE REMOVED WHICH MAY BE OBSTRUCTED UNTIL THE WORK OF THE NEW CONSTRUCTION COMMENCES. IN THE EVENT THAT DESIGNATED SUBSTANCES OR ACM (ASBESTOS CONTAINING MATERIAL) IS ENCOUNTERED DURING THE WORK, THE CONTRACTOR SHALL NOTIFY THE OWNER IMMEDIATELY AND TAKE NECESSARY PRECAUTIONS TO ENSURE SAFETY OF WORKERS AND PUBLIC.
- WHERE NEW FINISHES ARE TO BE INSTALLED ON SURFACES TO REMAIN, REMOVE THE EXISTING FINISH AND PREPARE THE EXISTING SURFACE TO RECEIVE THE NEW FINISH.
- COORDINATE WITH THE OWNER ANY ITEMS TO BE STORED AND/OR RELOCATED. THE CONTRACTOR SHALL COORDINATE WITH THE OWNER FOR THE TEMPORARY REMOVAL OF ALL EQUIPMENT, FIXTURES, ACCESSORIES, ETC. PRIOR TO START OF ANY DEMOLITION WORK. COORDINATE WITH MECHANICAL & ELECTRICAL DWGS. HANDLE ALL COMPONENTS OF EQUIPMENT CAREFULLY, CLEAN & STORE FOR RE-INSTALLATION UPON COMPLETION OF WORK AS REQUIRED (COORDINATE WITH OWNER).
- CONTRACTOR TO REPAIR ANY EXISTING WALL, FLOOR, CEILING ASSEMBLY AFFECTED BY THE REMOVAL OF WALLS, DOORS, WINDOWS, MILLWORK, ETC. CONTRACTOR TO PATCH AND REPAIR EXISTING WALLS, FRAMES, DOOR SURFACES, CEILING BULKHEADS AS REQUIRED TO RECEIVE NEW PAINT FINISH.
- DASHED LINES INDICATE WORK THAT SHALL BE REMOVED UNLESS INDICATED OTHERWISE. ANY EXISTING WORK THAT IS INTENDED TO REMAIN UNDISTURBED AND IS DAMAGED RESULTING FROM THE COURSE OF THE WORK DURING CONSTRUCTION SHALL BE RESTORED TO A CONDITION THAT MATCHES EXISTING AND AT A LEVEL ACCEPTABLE TO THE STANDARD OF THE OWNER. ALL REPAIR WORK SHALL HAVE A NEAT AND CLEAN APPEARANCE AND BE COMPATIBLE WITH EXISTING FINISHES TO MATCH. INDIVIDUAL ITEMS IDENTIFIED AS PART OF A GENERAL INSTRUCTION, SUCH AS "ALL EXISTING", ARE TO BE UNDERSTOOD TO ILLUSTRATE THE GENERAL INSTRUCTION AND NOT LIMITED TO JUST THOSE ITEMS IDENTIFIED ON DRAWING.
- THE CONTRACTOR IS RESPONSIBLE FOR CLEANING THE AREA OF WORK UPON COMPLETION OF CONSTRUCTION ACTIVITY ON EACH WORK DAY TO ALLOW FOR THE OWNER TO RESUME OPERATIONS UNIMPEDED AS USUAL.

DEMOLITION NOTES

- REMOVE AND DISPOSE OF EXISTING ASBESTOS VCT FLOORING AND BASE. CLEAN EXISTING SUBSTRATE FREE OF ALL ADHESIVES. PATCH AND MAKE LEVEL AND PREPARE EXISTING SUBSTRATE TO ACCEPT PROPOSED FINISH.
- REMOVE AND DISPOSE OF EXISTING MECHANICAL UNIT VENTILATOR INCLUDING EXTERIOR LOUVRE. CAREFULLY REMOVE EXISTING BRICK VENEER AND LINTEL TO ACCOMMODATE LOUVRE, EXISTING OPENING WIDTH TO REMAIN. REFER TO MECHANICAL DRAWINGS.
- CAREFULLY REMOVE AND DISPOSE OF EXISTING MILLWORK. EXISTING HORIZONTAL PIPING CHASES AND COUNTER GRILLES TO REMAIN INTACT. REFER TO MECHANICAL DRAWINGS FOR REMOVAL AND/OR TEMPORARY SUPPORT OF SERVICES WITHIN.
- REMOVE AND DISPOSE OF EXISTING MILLWORK. PATCH AND MAKE GOOD ALL SURFACES TO REMAIN. PREPARE FOR NEW MILLWORK.
- REMOVE AND DISPOSE OF EXISTING MECHANICAL UNIT VENTILATOR INCLUDING EXTERIOR LOUVRE. EXISTING LINTEL IN LOUVRE OPENINGS TO REMAIN. PREPARE EXISTING OPENING TO RECEIVE NEW LOUVRE. REFER TO MECHANICAL DRAWINGS.
- EXISTING RADIATORS TO BE RE-WORKED TO ACCOMMODATE HORIZONTAL UNIT VENTILATOR INSTALLATION.
- REMOVE AND DISPOSE OF EXISTING ACOUSTICAL CEILING TILE C/W METAL GRID AND SUSPENSION SYSTEM. REFER TO ELECTRICAL AND MECHANICAL DRAWINGS.
- EXISTING CEILING TO REMAIN. - REMOVE AND REINSTALL CEILING TILES AS REQUIRED (STORE ON SITE). PATCH AND MAKE GOOD EXISTING SURFACES TO REMAIN.
- REMOVE PROJECTOR, PROJECTOR SCREEN AND TACK BOARDS. STORE ON SITE AND RE-INSTALL UPON PAINTING COMPLETION.
- REMOVE EXISTING SINK. REFER TO MECHANICAL DRAWINGS.
- REMOVE EXISTING CEILING MOUNTED FOLDABLE PARTITION AND PARTITION TRACK.
- REMOVE EXISTING MILLWORK DOORS AND SAND EXISTING EXPOSED FRAME. REPLACE WITH NEW DOORS AND NEW MELAMINE EDGEBANDING.
- SAND AND REFINISH EXISTING PARQUET FLOORING.
- RELOCATE ALL SERVICES EXPOSED ON DECK FOR LADDER AND ROOF HATCH INSTALLATION.
- ALL ACCESSORIES TO BE REMOVED AND REINSTATED AFTER PAINTING.
- WHITEBOARD TO REMAIN INTACT.
- SAW-CUT OPENING FOR PROPOSED ALUM. LOUVRE. REMOVE EXISTING 140 CONC. BLOCK, INSULATION AND FACE BRICK.
- REMOVE AND DISPOSE OF EXISTING LADDER. PATCH AND MAKE GOOD ALL SURFACES TO REMAIN.
- REMOVE EXISTING ACOUSTIC CEILING TILE AND STORE. REMOVE AND STORE EXISTING CEILING GRID SYSTEM AS REQUIRED TO ALLOW ACCESS ABOVE CEILING FOR MECHANICAL, ELECTRICAL AND STRUCTURAL TRADES TO COMPLETE THEIR SCOPE OF WORK. UPON COMPLETION RE-INSTALL EXISTING CEILING GRID AND ACOUSTIC CEILING TILE. PATCH AND MAKE GOOD ALL EXISTING.
- TEMPORARILY REMOVE BENCHES AND STORE ON SITE TO ALLOW FOR RE-FINISH OF WOOD FLOOR. REFER TO ELECTRICAL DEMOLITION DRAWING E301 FOR ELECTRICAL DISCONNECT OF RECEPTACLES.



4 MECHANICAL ROOM - DEMOLITION
A102 Scale: 1 : 100

CLIENT LOGO

KEYPLAN

TRUE NORTHPROJECT NORTH

No.	ISSUANCE	DATE
1	ISSUED FOR BID AND PERMIT	2025.01.28
2	ISSUED FOR ADDENDUM #2	2025.02.13

CLIENT

WATERLOO REGION DISTRICT SCHOOL BOARD

51 ARDELT AVE, KITCHENER, ON

PROJECT

LAURENTIAN PUBLIC SCHOOL

77 WESTMOUNT ROAD EAST, KITCHENER, ON

TITLE

PARTIAL GROUND FLOOR PLAN DEMOLITION PLAN

WALTERFEDY

TORONTO | CALGARY | EDMONTON | KITCHENER | HAMILTON

800.685.1378 walterfedy.com

SEAL

REPRODUCTION OR DISTRIBUTION FOR PURPOSES OTHER THAN AUTHORIZED BY WALTERFEDY. A PART OF WF GROUP. IS FORBIDDEN. CONTRACTORS SHALL VERIFY AND BE RESPONSIBLE FOR ALL DIMENSIONS AND CONDITIONS ON THE JOB AND REPORT ANY VARIATIONS FROM THE DIMENSIONS AND CONDITIONS SHOWN ON DRAWINGS TO WALTERFEDY. A PART OF WF GROUP. - DO NOT SCALE THIS DRAWING -

COPYRIGHT © 2024 WalterFedy, A Part of WF Group Inc.

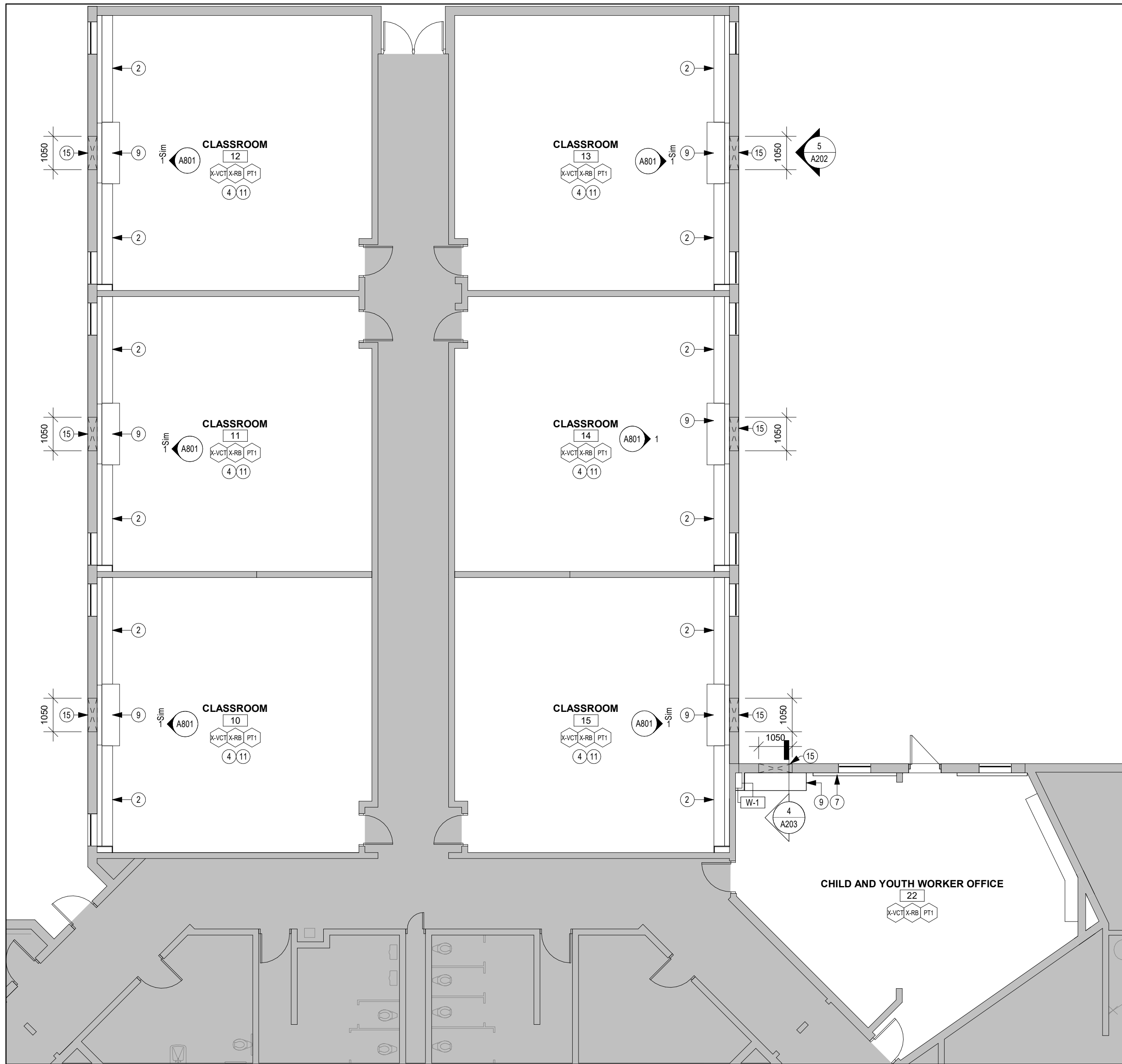
SHEET NO. :A102

DATE:01/23/25

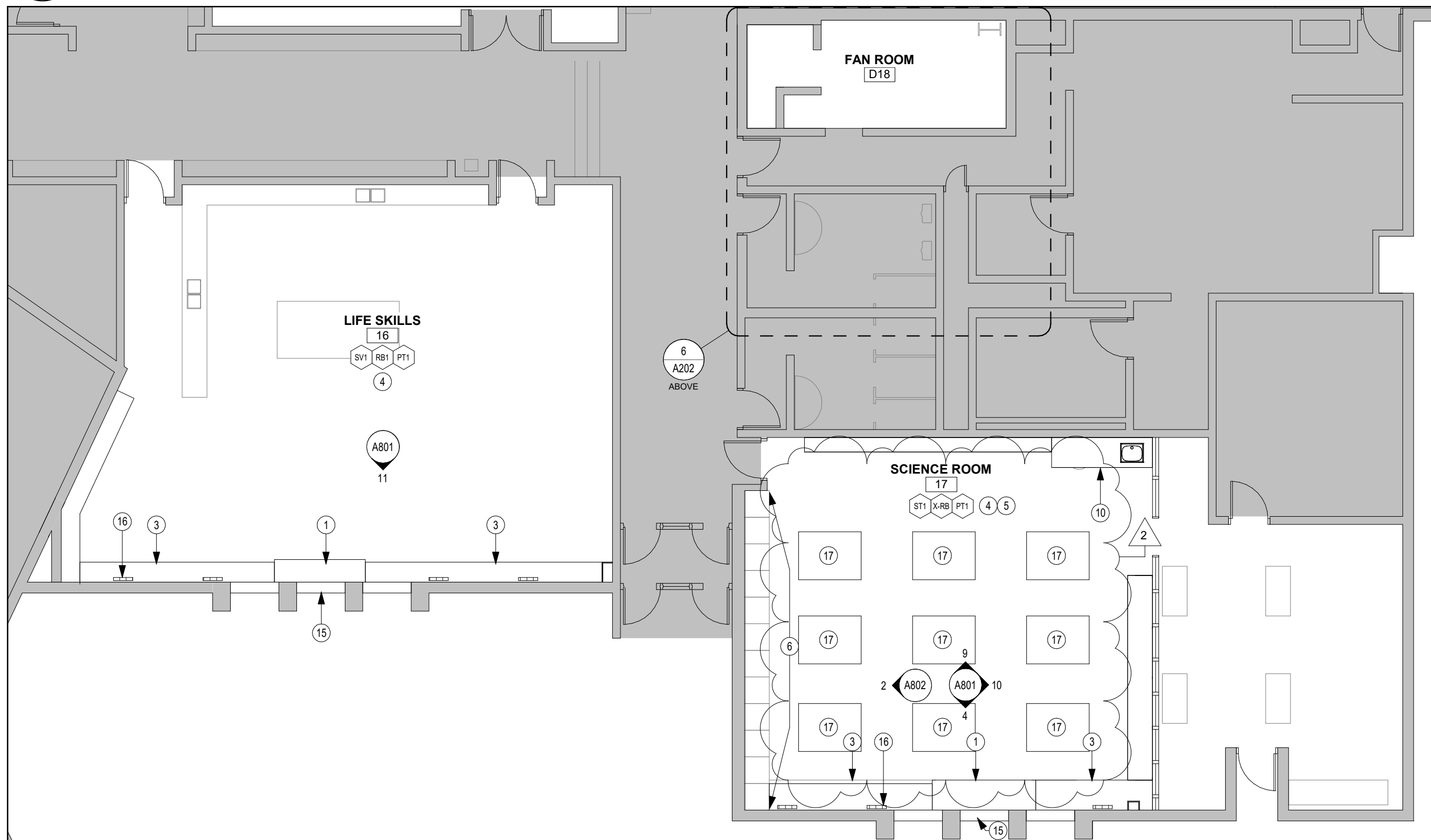
PROJECT NO.:2024-0789-12

DRAWN BY:CS

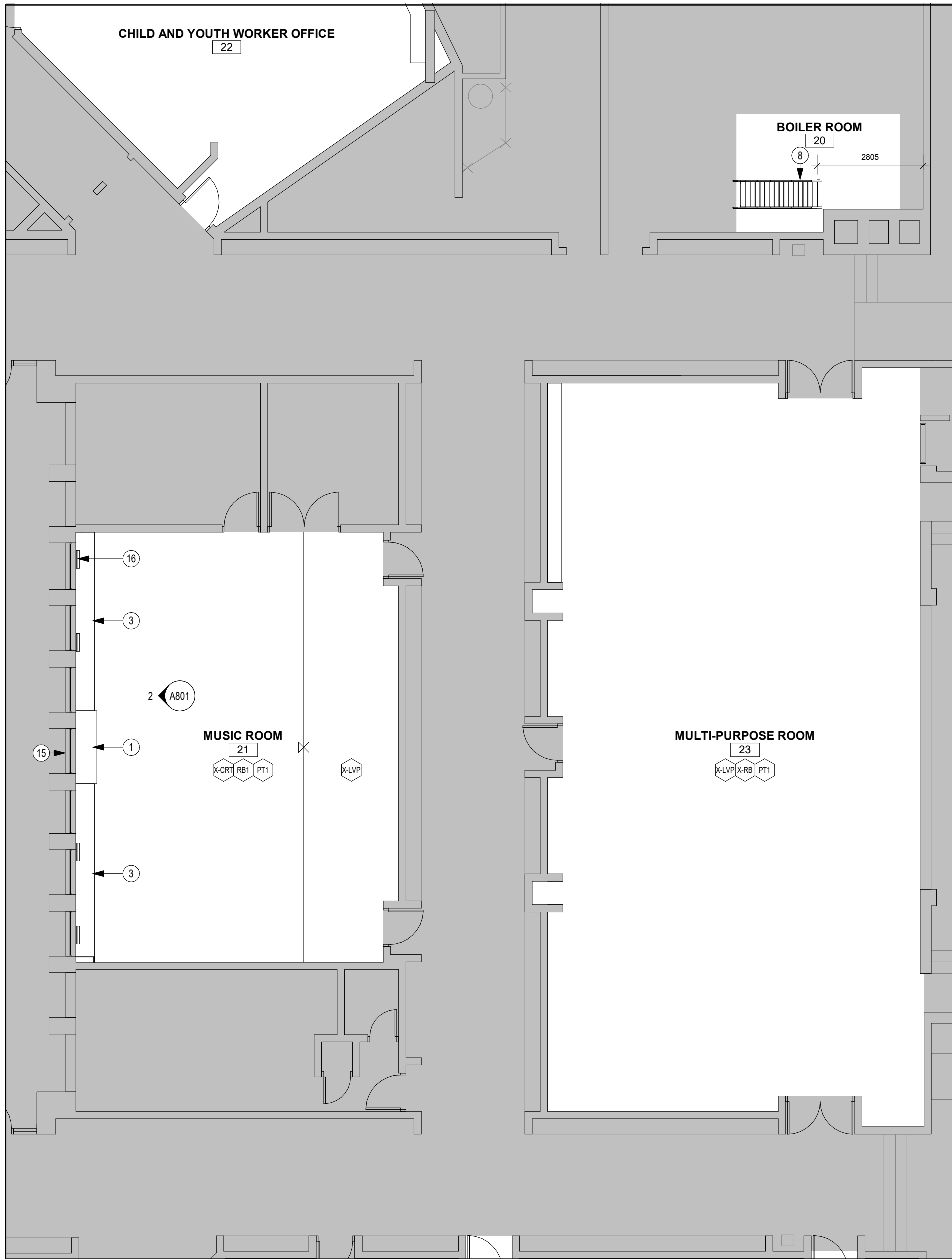
CHECKED BY:MM



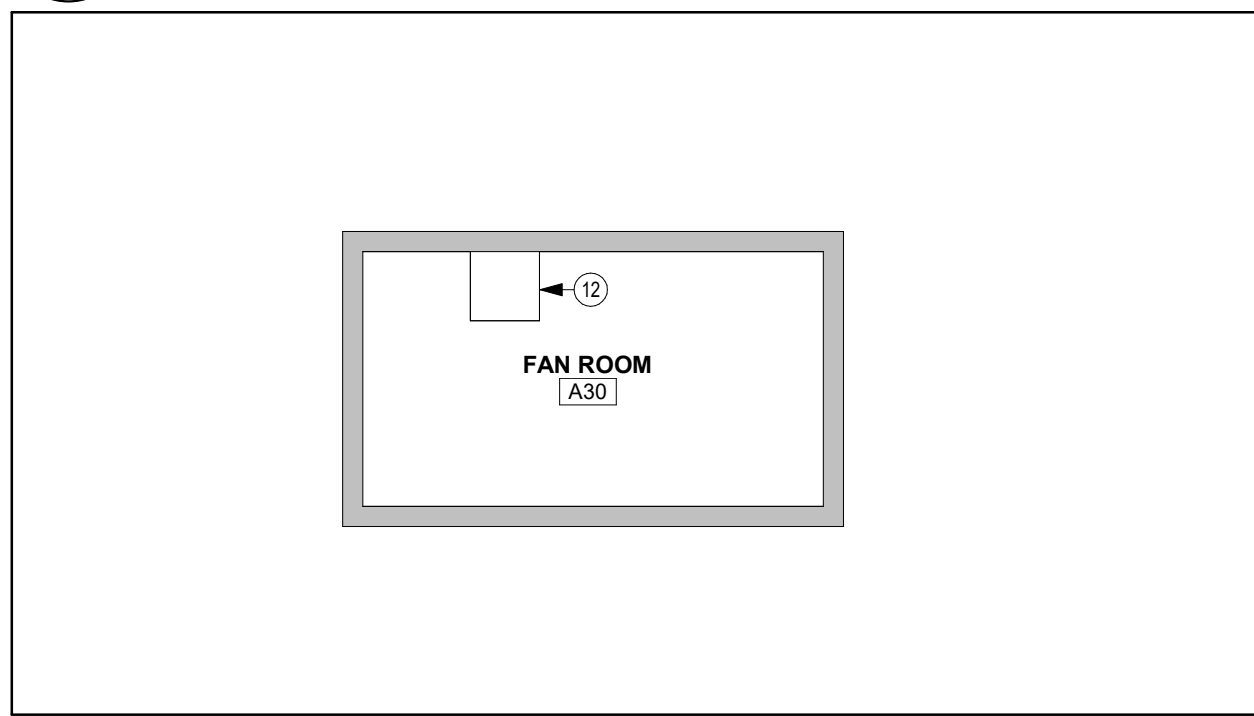
1 PARTIAL GROUND FLOOR PLAN
A202 Scale: 1 : 100



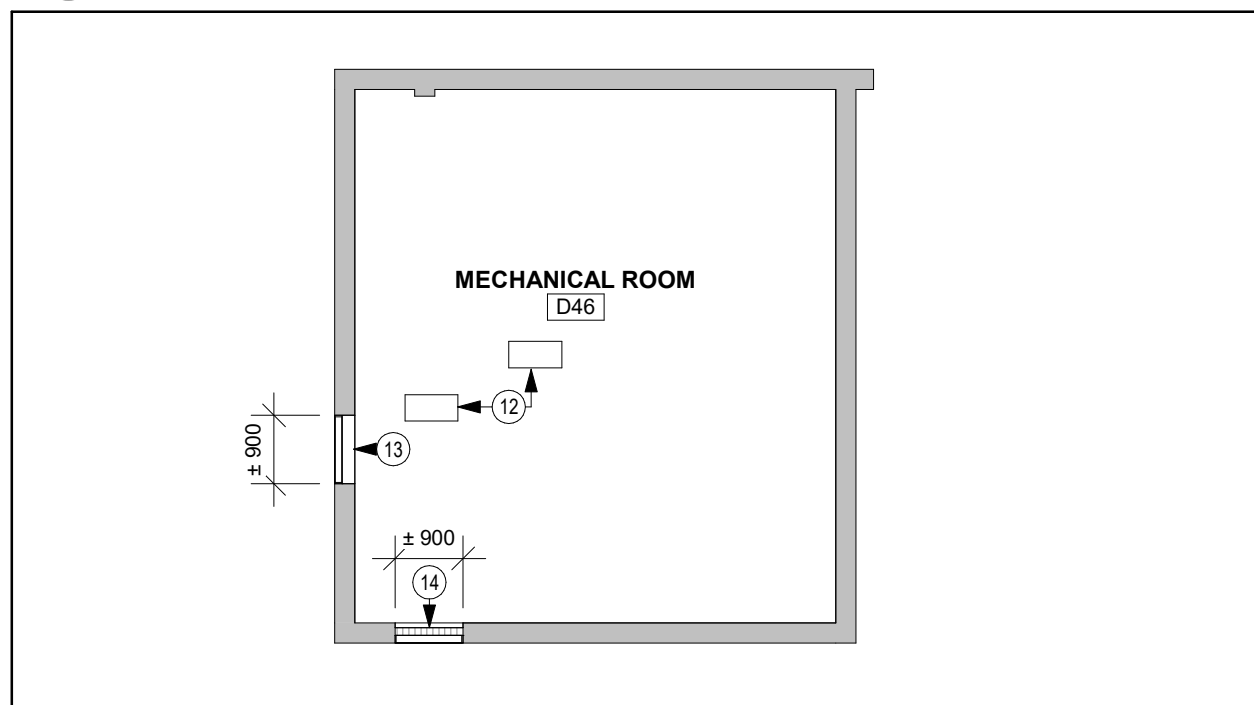
3 PARTIAL GROUND FLOOR PLAN
A202 Scale: 1 : 100



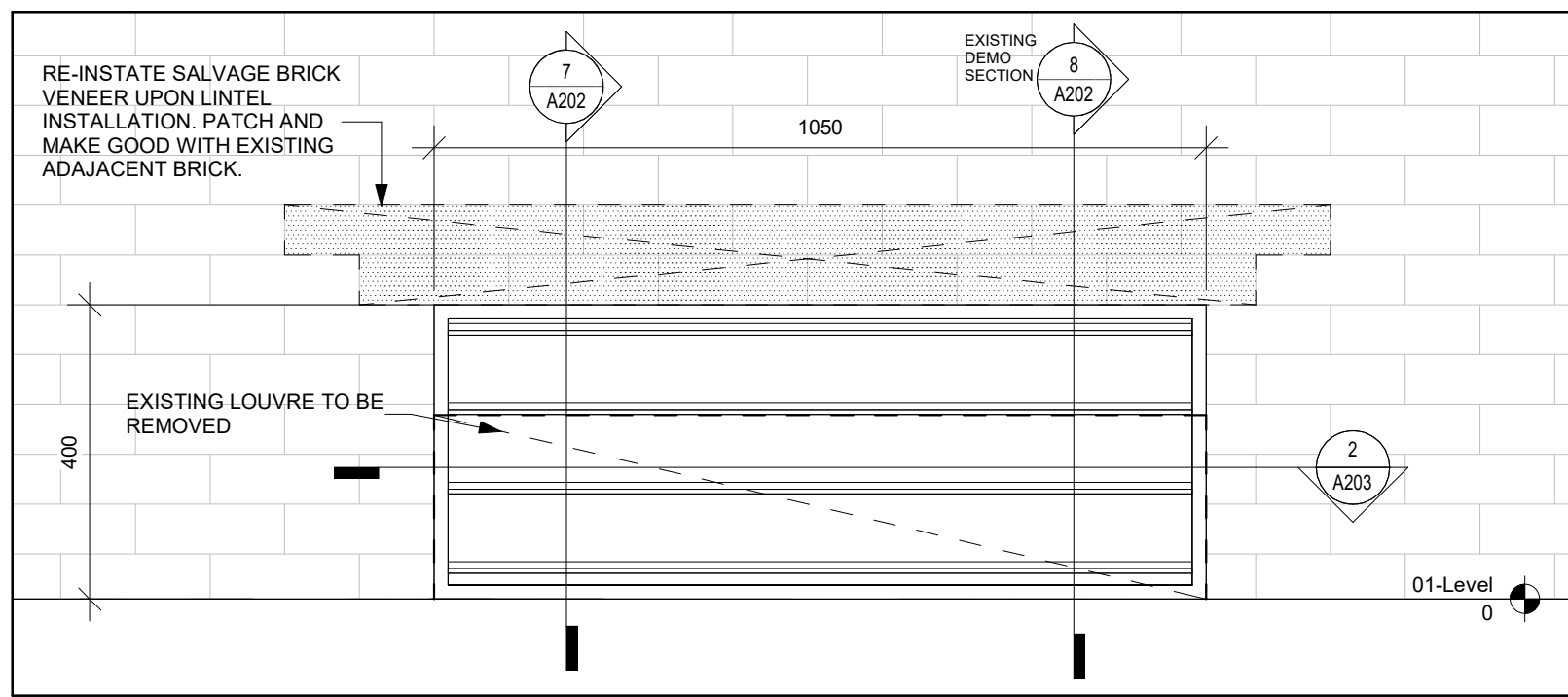
2 PARTIAL GROUND FLOOR PLAN
A202 Scale: 1 : 100



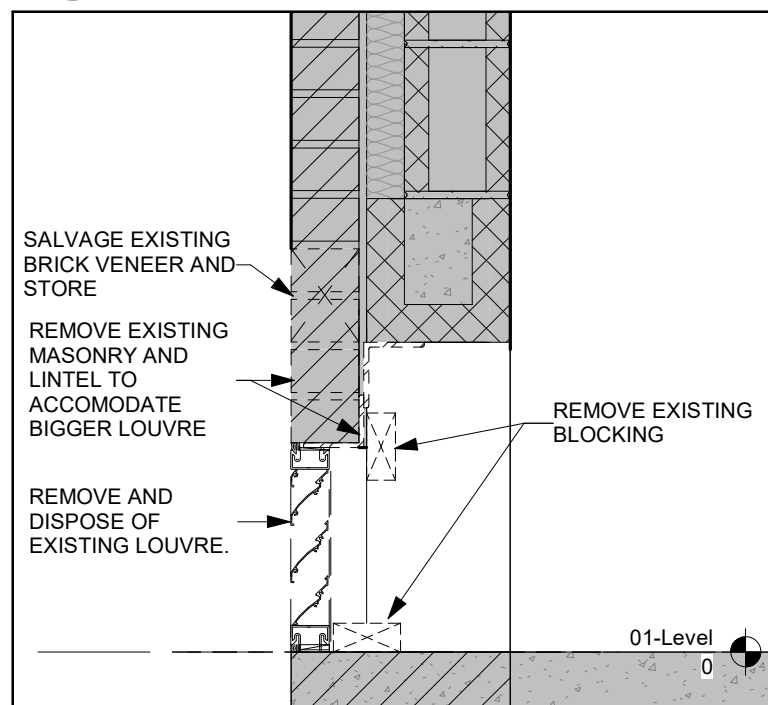
4 ENLARGED FAN ROOM
A202 Scale: 1 : 100



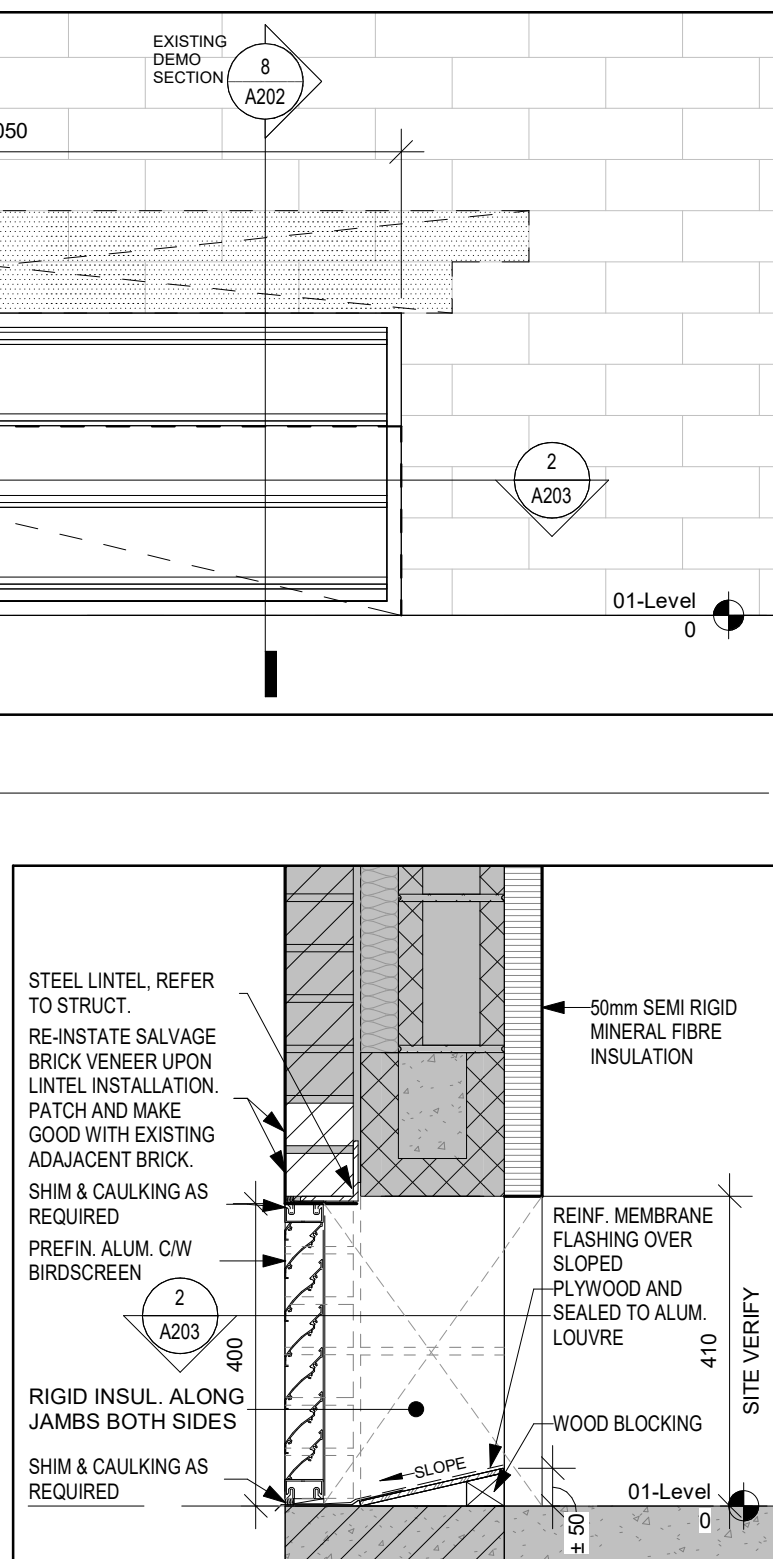
6 ENLARGED MECHANICAL ROOM
A202 Scale: 1 : 100



5 LOUVRE ELEVATION DETAIL
A202 Scale: 1 : 10



8 SECTION DETAIL - DEMO
A202 Scale: 1 : 10



7 SECTION DETAIL - PROPOSED
A202 Scale: 1 : 10

- GENERAL NOTES**
- ALL DIMENSIONS ARE APPROXIMATE, CONTRACTOR TO SITE VERIFY ALL DIMENSIONS.
 - DIMENSIONING TO/FROM EXISTING CONDITIONS SHALL BE AT FACE OF EXISTING ASSEMBLY.
 - CONTRACTOR TO PROTECT ALL EXISTING INTERIOR FINISHES, MECHANICAL, ELECTRICAL, MILLWORK AND FURNITURE TO REMAIN DURING CONSTRUCTION.
 - MAKE GOOD ALL CEILING TILE/WALLS/SURFACES AFTER CONSTRUCTION, FIX AND PAINT WALLS DAMAGED BY CONSTRUCTION AND/OR REPLACE CEILING IF DAMAGED BY CONSTRUCTION.

- FINISH LEGEND**
- FLOOR:**
- KLVP EXISTING LUXURY VINYL PLANK
 - KVCT EXISTING VINYL COMPOSITE TILE
 - KCRP EXISTING CARPET
 - ST1 STAIN
 - SV1 SHEET VINYL

- WALL:**
- PT1 PAINT
 - PT2 PAINT
- BASE:**
- KRB EXISTING RUBBER BASE
 - R81 RUBBER BASE

- DRAWING NOTES**
- UNIT VENTILATOR, REFER TO MECHANICAL.
 - NEW MILLWORK, EXISTING HORIZONTAL PIPING CHASES AND COUNTER GRILLES TO REMAIN INTACT.
 - NEW MILLWORK W/ INTEGRATED LINEAR GRILLES.
 - RUBBER BASE TO BE INSTALLED WHERE MILLWORK IS BEING REPLACED, COLOUR TO MATCH EXISTING.
 - SAND, STAIN AND SEAL EXISTING PARQUET FLOORING
 - NEW MILLWORK DOORS AND MELAMINE EDGEBANDING ON EXPOSED FRAME.
 - REWORKED RADIATORS AND COVERS, REFER TO MECHANICAL DRAWINGS
 - NEW SHIPS LADDER AND ROOF HATCH, REFER TO DETAIL ON 1/A802
 - NEW UNIT VENTILATOR INCLUDING EXTERIOR LOUVRE, REFER TO MECHANICAL, UNTEL TO BE INSTALLED
 - NEW SINK WITH INCORPORATED EYE WASH STATION, REFER TO MECHANICAL DRAWINGS
 - INSULATE EXTENT OF EXTERIOR WALL WITH 50mm MINERAL FIBRE BATT, WHERE UNIT VENTILATOR IS BEING INSTALLED.
 - CHECKERED PLATE TO COVER FLOOR OPENING, PATCH AND MAKE GOOD WITH EXISTING ADJACENT SURFACES. REFER TO STRUCTURAL DRAWINGS.
 - REFER TO MECHANICAL DRAWINGS FOR INFILL DETAIL.
 - 100mm INSULATED METAL PANEL SEALED AGAINST LOUVRE W/ BUTYL SEALANT
 - PREFINISHED ALUMINUM LOUVRE C/W BUG SCREEN, REFER TO MECHANICAL.
 - COUNTER GRILLE-REFER TO SPECIFICATION.
 - UPON COMPLETION OF WOOD FLOOR RE-FINISH, REINSTALL BENCHES IN SAME LOCATION, RECONNECT ELECTRICAL SERVICE, REFER TO ELECTRICAL DRAWING E501 FOR RECEPTACLE RECONNECT.

- WALL ASSEMBLIES:**
- W-1 64mm METAL STUDS
 - 18mm ABUSE-RESISTANT GYPSUM WALL BOARD

CLIENT LOGO

KEYPLAN

TRUE NORTH

PROJECT NORTH

No.	ISSUANCE	DATE
1	ISSUED FOR BID AND PERMIT	2025.01.28
2	ISSUED FOR ADDENDUM #2	2025.02.13

CLIENT

WATERLOO REGION DISTRICT SCHOOL BOARD

51 ARDELT AVE, KITCHENER, ON

PROJECT

LAURENTIAN PUBLIC SCHOOL

77 WESTMOUNT ROAD EAST, KITCHENER, ON

TITLE

PARTIAL GROUND FLOOR PLAN

WALTERFEDY

TORONTO | CALGARY | EDMONTON | KITCHENER | HAMILTON

800.685.1378 walterfedy.com

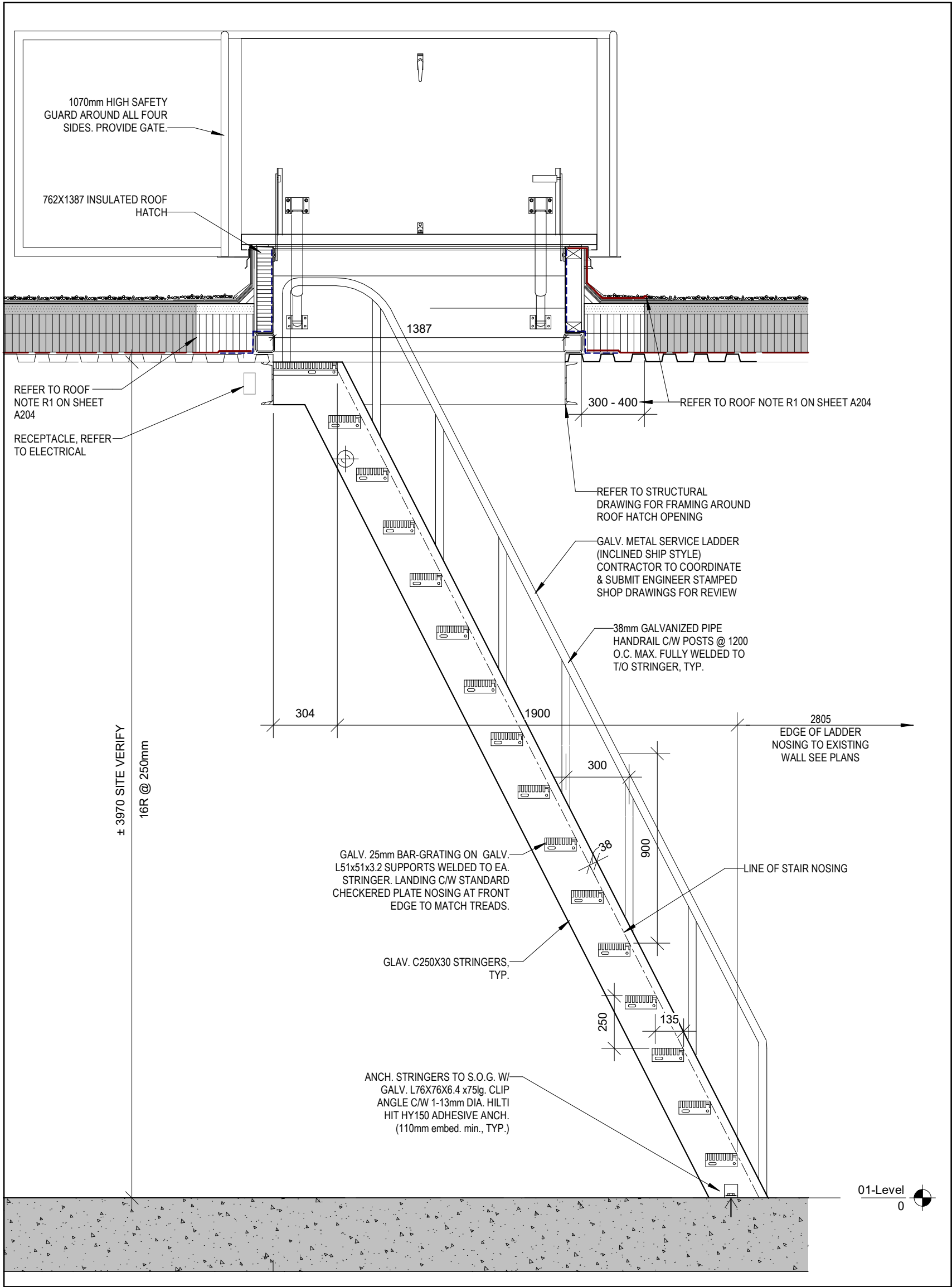
SEAL

REPRODUCTION OR DISTRIBUTION FOR PURPOSES OTHER THAN AUTHORIZED BY WALTERFEDY, A PART OF WF GROUP, IS FORBIDDEN. CONTRACTORS SHALL VERIFY AND BE RESPONSIBLE FOR ALL DIMENSIONS AND CONDITIONS ON THE JOB AND REPORT ANY VARIATIONS FROM THE DIMENSIONS AND CONDITIONS SHOWN ON DRAWINGS TO WALTERFEDY, A PART OF WF GROUP. DO NOT SCALE THIS DRAWING.

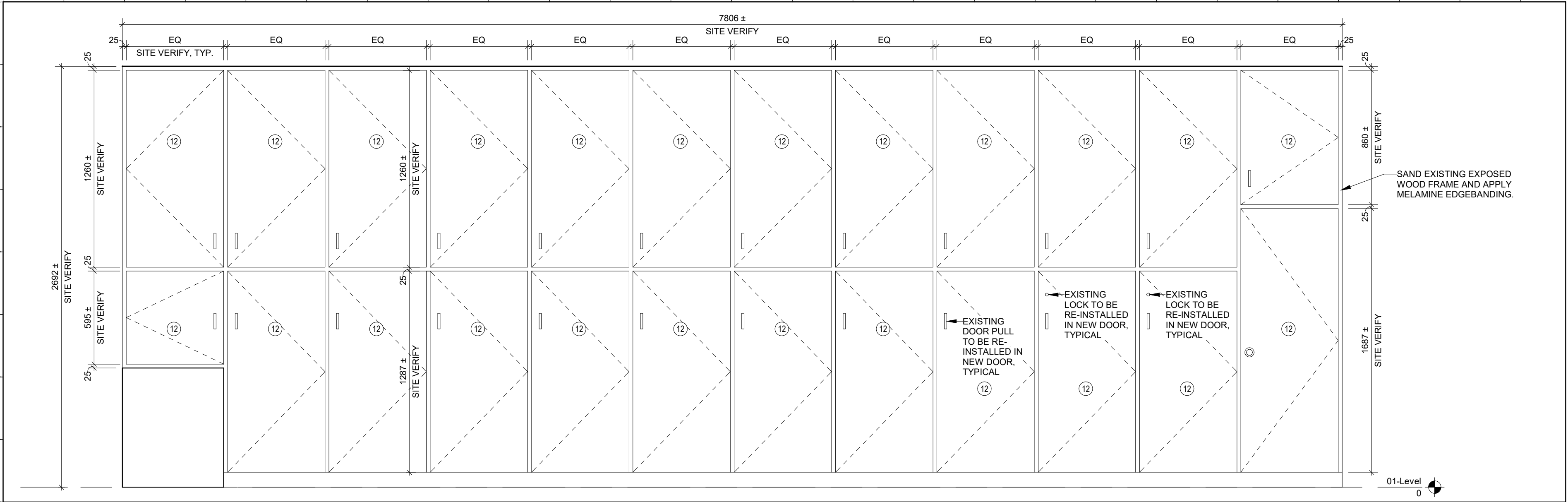
COPYRIGHT © 2024 WalterFedy, A Part of WF Group Inc.

SCALE:	AS NOTED	SHEET NO.:
DATE:	01/23/25	
PROJECT NO.:	2024-0789-12	
DRAWN BY:	CS	
CHECKED BY:	MM	

A202



1 SHIP'S LADDER SECTION
A802 Scale: 1 : 20



2 SCIENCE ROOM - WEST MILLWORK ELEVATION
A802 Scale: 1 : 20

- MILLWORK DRAWING NOTES:**
- 1 RECESSED SHELIVING PILASTERS
 - 2 19mm MELAMINE ADJUSTABLE SHELF WITH 3mm PVC EDGES.
 - 3 19mm POST FORMED PLASTIC LAMINATE COUNTERTOP.
 - 4 19mm MELAMINE DOOR C/W 3mm PVC EDGE ON ALL EXPOSED EDGES. PROVIDE LOCK - SCHLAGE CL100PB
 - 5 16mm MELAMINE BACK C/W 3mm PVC EDGE WHERE EXPOSED
 - 6 100mm HIGH RUBBER BASE TOE KICK (MATCH EXISTING) ON 19mm VENEER CORE PLYWOOD
 - 7 INTERMEDIATE CABLES 3-19mm PLYWOOD, MELAMINE ON ALL EXPOSED FACES WITH 3mm PVC EDGES.
 - 8 MILLWORK CHASE TO BE 19mm PLYWOOD, MELAMINE ON ALL EXPOSED FACES WITH 3mm PVC EDGES WITH 300mm X 300mm ACCESS PANEL
 - 9 STAINLESS STEEL SINGLE SINK
 - 10 FILLER PANEL
 - 11 COUNTER GRILLE, REFER TO SPECIFICATION
 - 12 19mm MELAMINE DOOR C/W 3mm PVC EDGE ON ALL EXPOSED EDGES. RE-INSTALL ALL HARDWARE FROM EXISTING MILLWORK DOORS, INCLUDING BUT NOT LIMITED TO DOOR PULLS, HINGES AND LOCK HARDWARE.

CLIENT LOGO

KEYPLAN

No.	ISSUANCE	DATE
1	ISSUED FOR BID AND PERMIT	2025.01.28
2	ISSUED FOR ADDENDUM #2	2025.02.13

CLIENT

WATERLOO REGION DISTRICT SCHOOL BOARD

51 ARDELT AVE, KITCHENER, ON

PROJECT

LAURENTIAN PUBLIC SCHOOL

77 WESTMOUNT ROAD EAST, KITCHENER, ON

TITLE

TYPICAL DETAILS

WALTERFEDY

TORONTO | CALGARY | EDMONTON | **KITCHENER** | HAMILTON

800.685.1378 walterfedy.com

SEAL

REPRODUCTION OR DISTRIBUTION FOR PURPOSES OTHER THAN AUTHORIZED BY WALTERFEDY, A PART OF WF GROUP, IS FORBIDDEN. CONTRACTORS SHALL VERIFY AND BE RESPONSIBLE FOR ALL DIMENSIONS AND CONDITIONS ON THE JOB AND REPORT ANY VARIATIONS FROM THE DIMENSIONS AND CONDITIONS SHOWN ON DRAWINGS TO WALTERFEDY, A PART OF WF GROUP. - DO NOT SCALE THIS DRAWING -

COPYRIGHT © 2024 WalterFedy, A Part of WF Group Inc.

SCALE: AS NOTED

DATE: 01/23/25

PROJECT NO: 2024-0789-12

DRAWN BY: CS

CHECKED BY: MM

SHEET NO:

A802