

**T. A. BLAKELOCK H.S.
 RENOVATIONS**

1160 Rebecca Street
 Oakville, ON

Architect

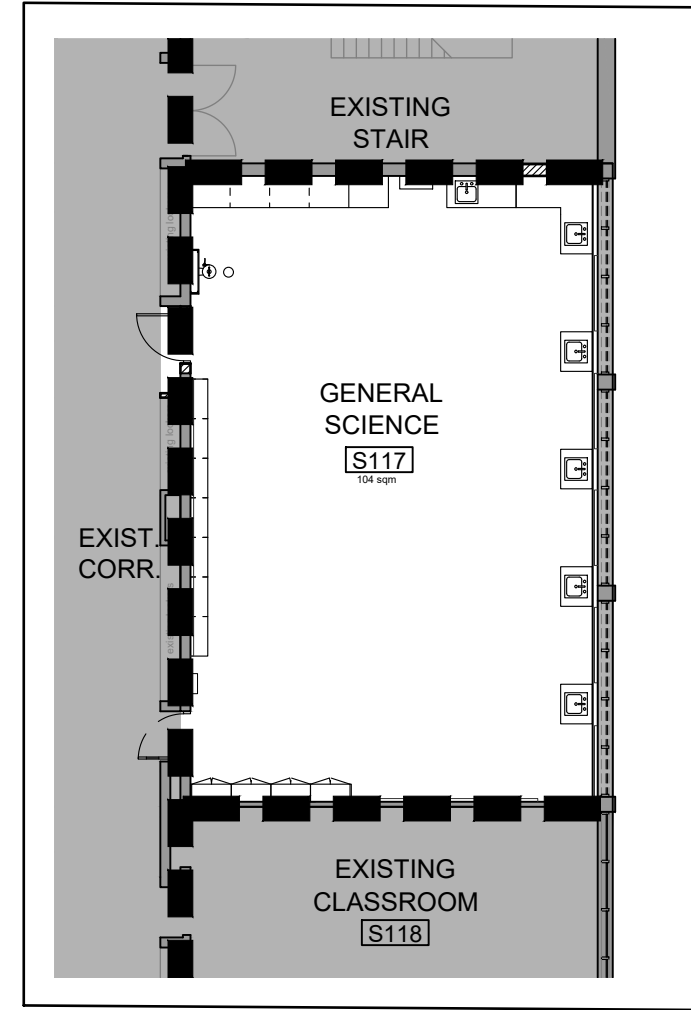
sn/d

Snyder Architects Inc.
 100 Broadview Ave. Suite 301, Toronto, ON, M4M 3H3
 Tel: 416.966.5444 Fax: 416.966.4443
 www.snyderarchitects.ca

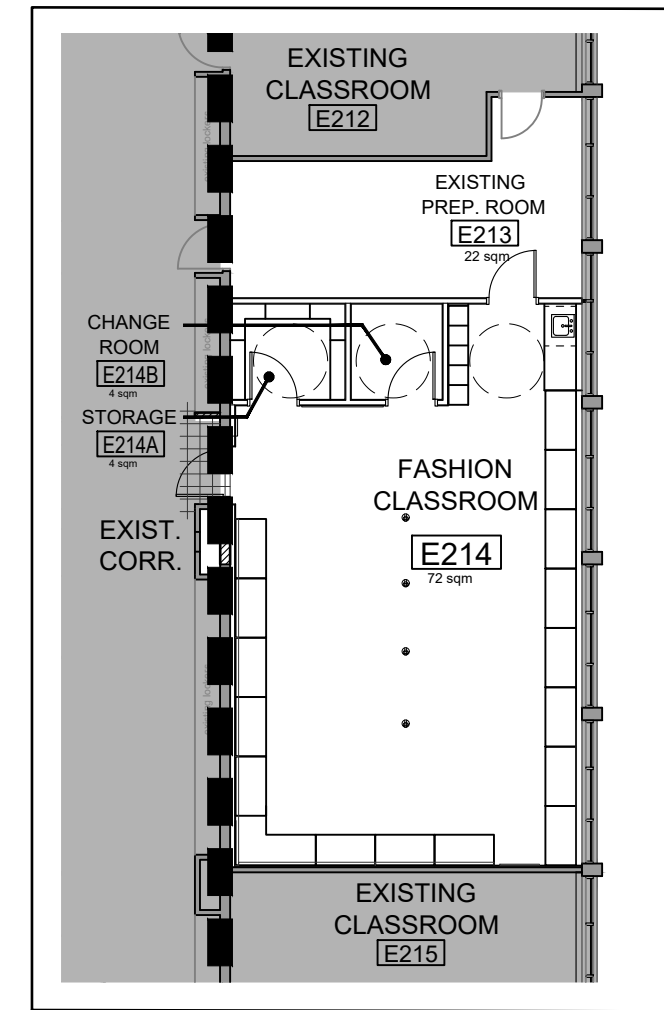
Consultants

Structural Consultants
Kalos Engineering Inc.
 300 York Boulevard
 Hamilton, Ontario, L8R 3K6
 Tel: 905-333-9119

Mechanical and Electrical Consultants
EXP
 1266 S. Service Rd.
 Stoney Creek, Ontario, L8E 5R9
 Tel: 905-525-6069



4 FLOOR PLAN
 A001 1:100



5 FLOOR PLAN
 A001 1:100

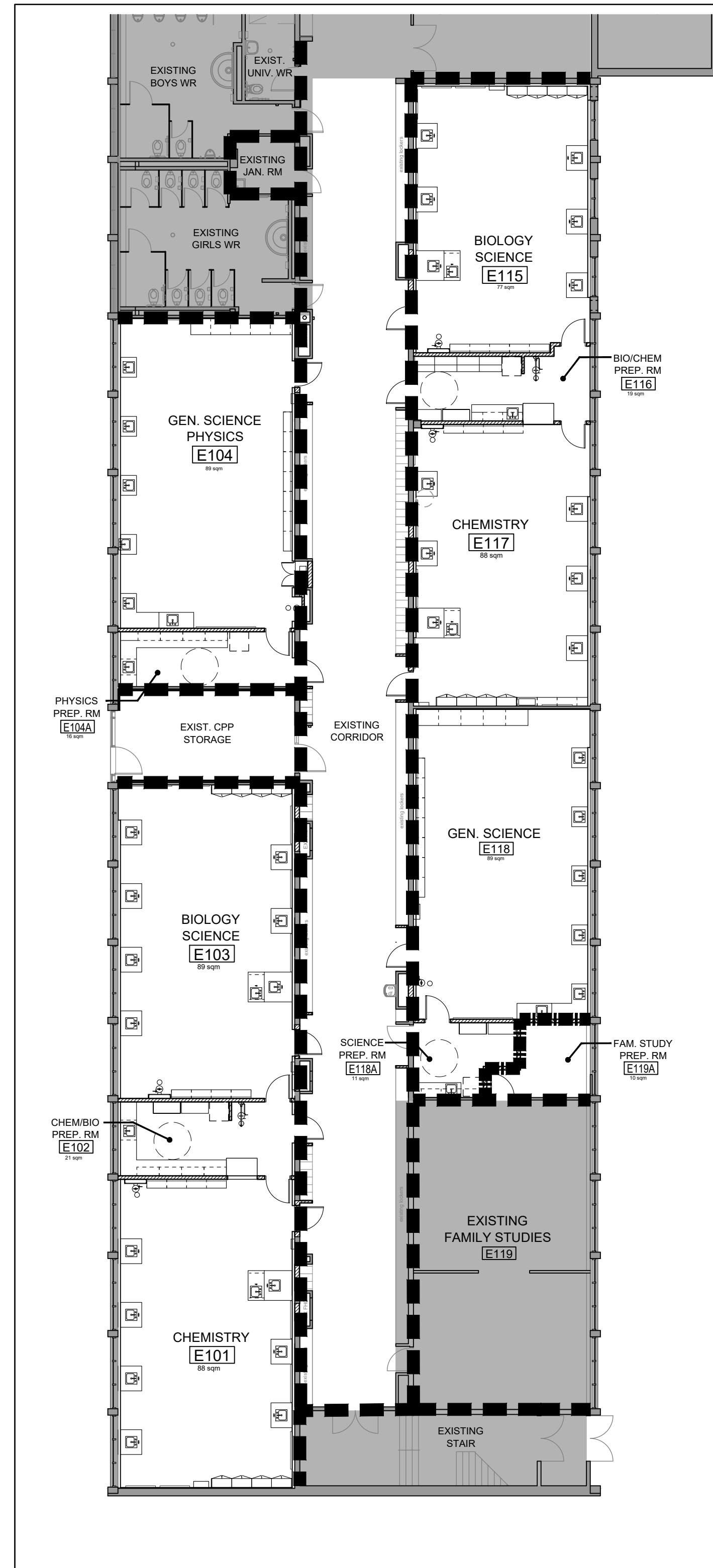
Name of Practice:
 Snyder Architects Inc.
 100 Broadview Avenue, Suite 301
 Toronto, Ontario M4M 3H3

Name of Project:
 T. A. Blakelock High School
 Renovation

Location:
 1160 Rebecca Street
 Oakville, Ontario

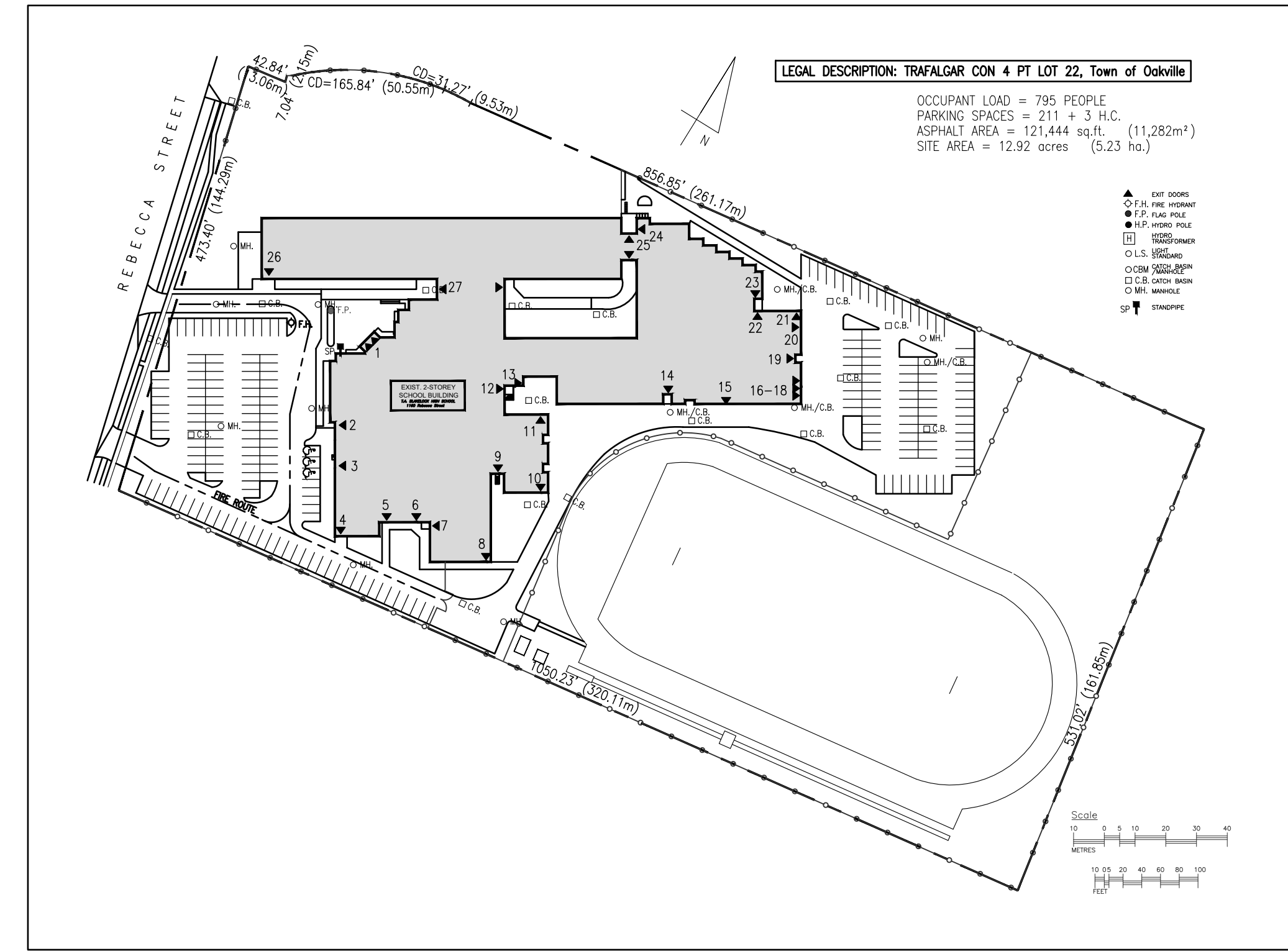
EXISTING BUILDING IS NOT SPRINKLERED
 EXISTING BUILDING DOESNT FALL UNDER ANY 3.2.2. O.B.C. CLASSIFICATION.

Ontario Building Code Data Matrix – Part 11 – Alteration of Existing Building				BC Reference
11.1	Existing Building classification:	Describe Existing Use: School Construction Index: N/A Hazard Index: N/A	● Not Applicable (no change of major occupancy)	11.2.1 T 11.2.1.1A T 11.2.1.1B to N
11.2	Alteration to Existing Building is:	Basic Renovation ● Extensive Renovation ○		11.3.3.1 11.3.3.2
11.3	Reduction in Performance Level:	Structural: ● No ○ Yes By Increase in occupant load: ● No ○ Yes By change of major occupancy: ● No ○ Yes Plumbing: ● No ○ Yes Sewage-system: ● No ○ Yes		11.4.2 11.4.2.1 11.4.2.2 11.4.2.3 11.4.2.4 11.4.2.5
11.4	Compensating Construction:	Structural: ● No ○ Yes (explain) Increase in occupant load: ● No ○ Yes (explain) Change of major occupancy: ● No ○ Yes (explain) Plumbing: ● No ○ Yes (explain) Sewage system: ● No ○ Yes (explain)		11.4.3 11.4.3.2 11.4.3.3 11.4.3.4 11.4.3.5 11.4.3.6
11.5	Compliance Alternatives Proposed:	● No ○ Yes (give number(s))		11.5.1

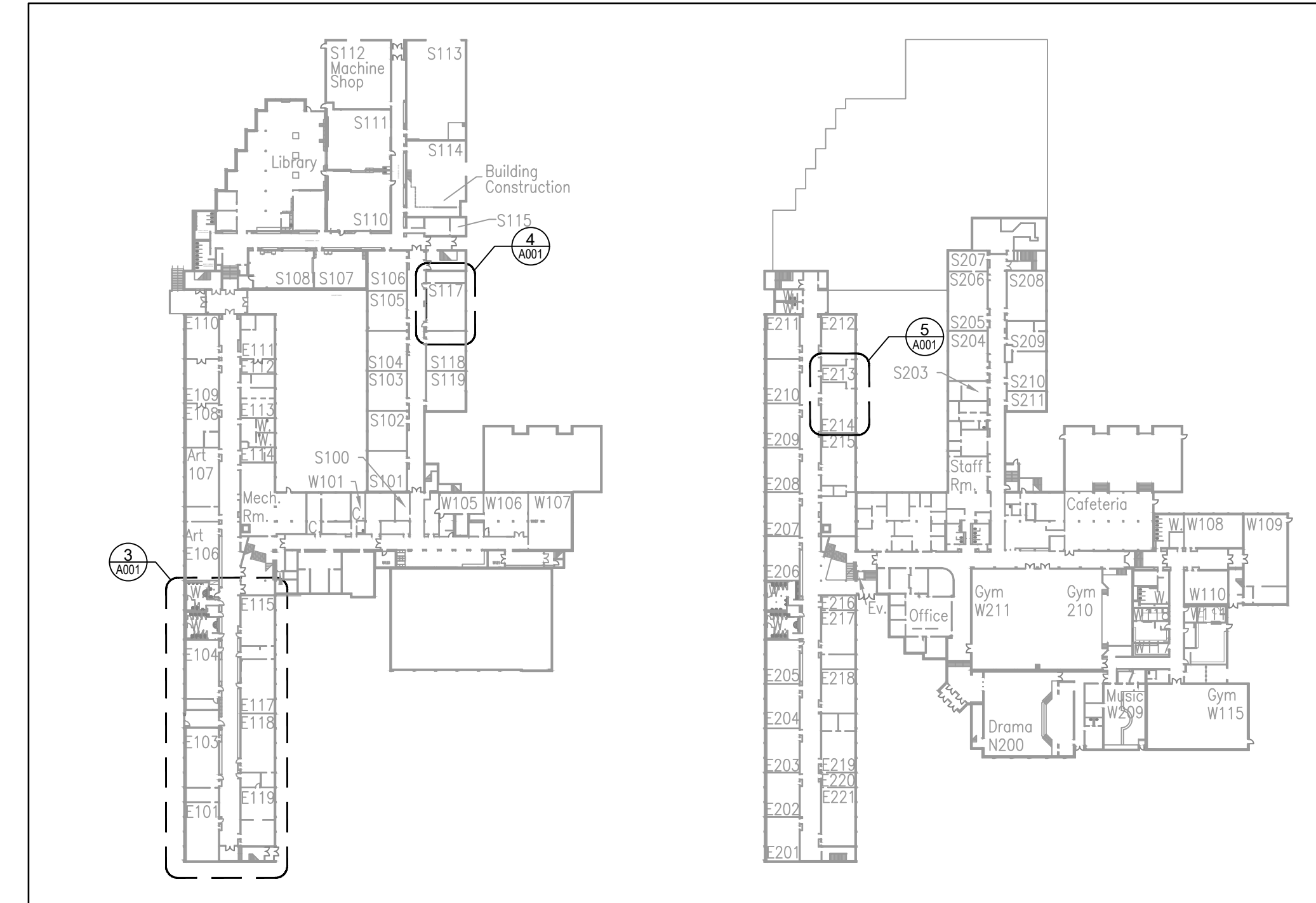


3 FLOOR PLAN
 A100 1:100

LEGEND:
 ■■■■■ EXISTING 1HR FIRE SEPARATION
 ■■■■■ NEW 1 HR. FIRE SEPARATION



1 SITE PLAN
 A001 1:1500



2 KEY PLANS - LEVEL 0 & 1
 A001 1:1000

Key Plan N.T.S.



No.	Revisions	Date
4	ISSUED FOR CONSTRUCTION	2024-05-21
3	ISSUED FOR PERMIT	2024-04-19
2	ISSUED FOR BIDS	2024-04-09
1	ISSUED FOR PERMIT	2024-03-22

General Contractor shall check and verify all dimensions and report all errors and omissions to the Architect. Do not scale the drawings. Drawings shall not be used for construction purposes until issued by the Architect for construction.

Drawing Title:
**SITE PLAN, KEY PLANS
 OBC MATRIX
 FIRE SEPARATIONS**

Scale: AS NOTED Date: 2024 03 04
 Drawn by: Checked by:
 Job No. Drawing No.
2215-B A001

**T. A. BLAKELOCK H.S.
 RENOVATIONS**

1160 Rebecca Street
 Oakville, ON

Architect

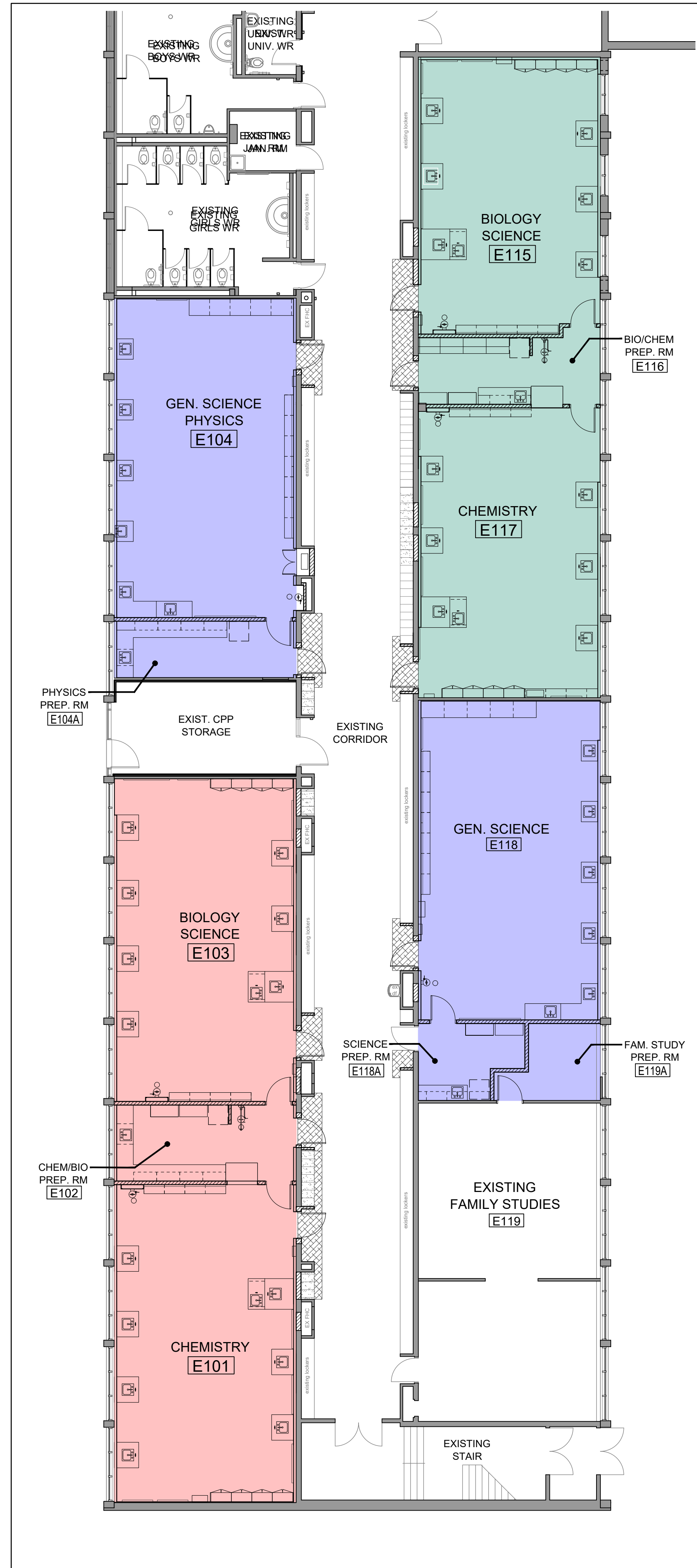
snyder

Snyder Architects Inc.
 100 Broadview Ave. Suite 301, Toronto, ON, M4M 3H3
 Tel: 416.966.5444 Fax: 416.966.4443
 www.snyderarchitects.ca

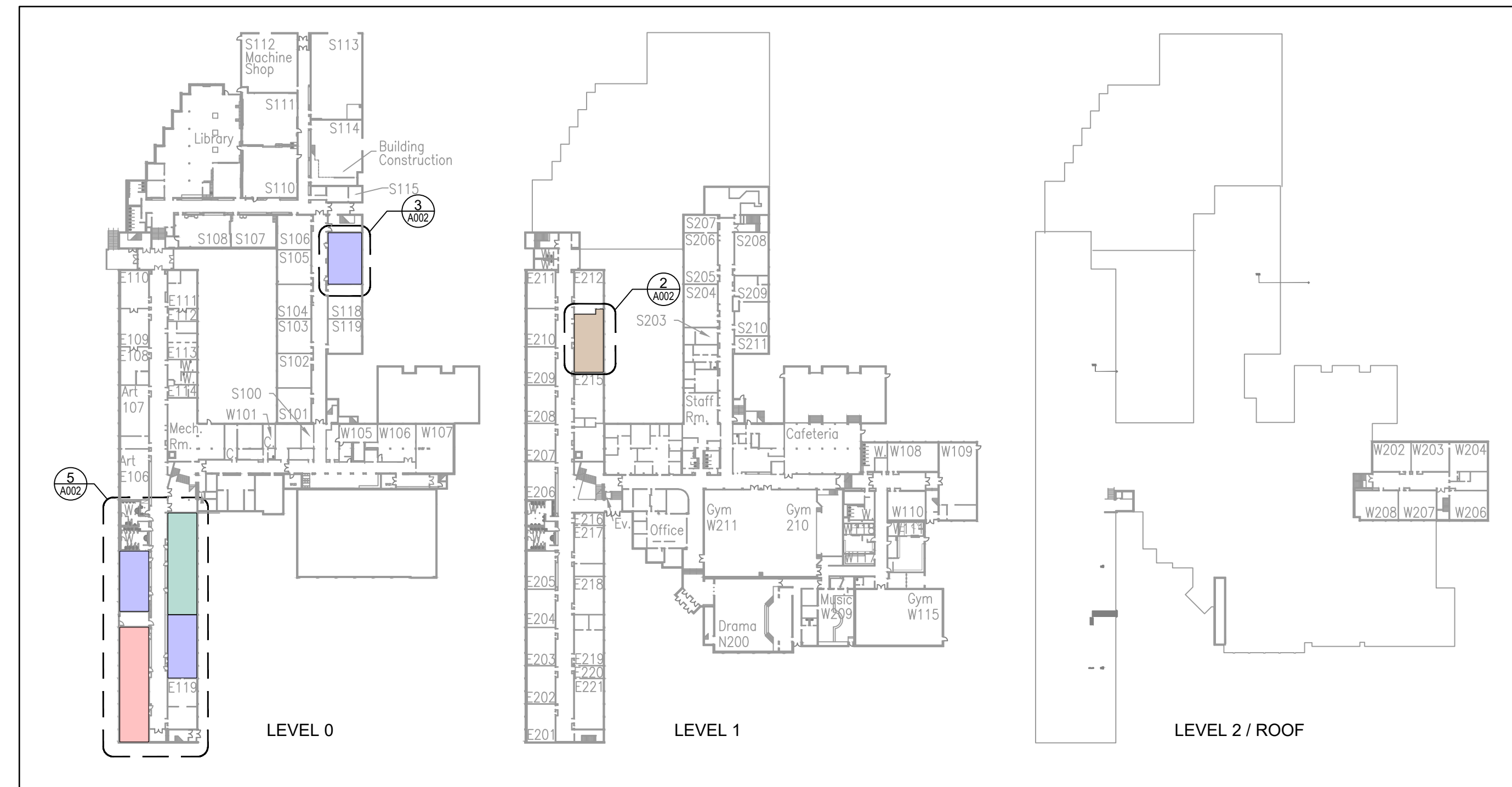
Consultants

Structural Consultants
Kalos Engineering Inc.
 300 York Boulevard
 Hamilton, Ontario, L8R 3K6
 Tel: 905-333-9119

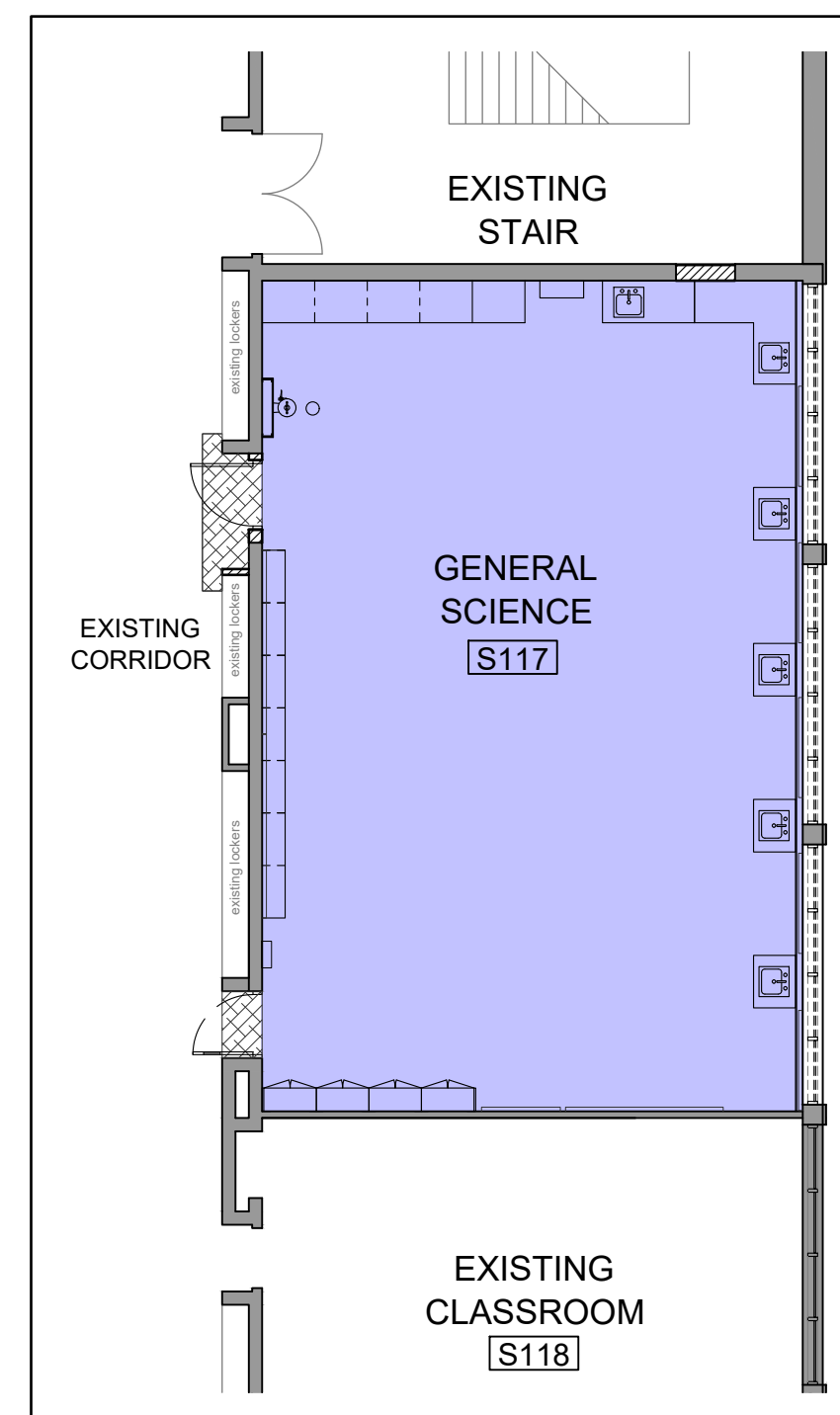
Mechanical and Electrical Consultants
EXP
 1266 S. Service Rd.
 Stoney Creek, Ontario, L8E 5R9
 Tel: 905-525-6069



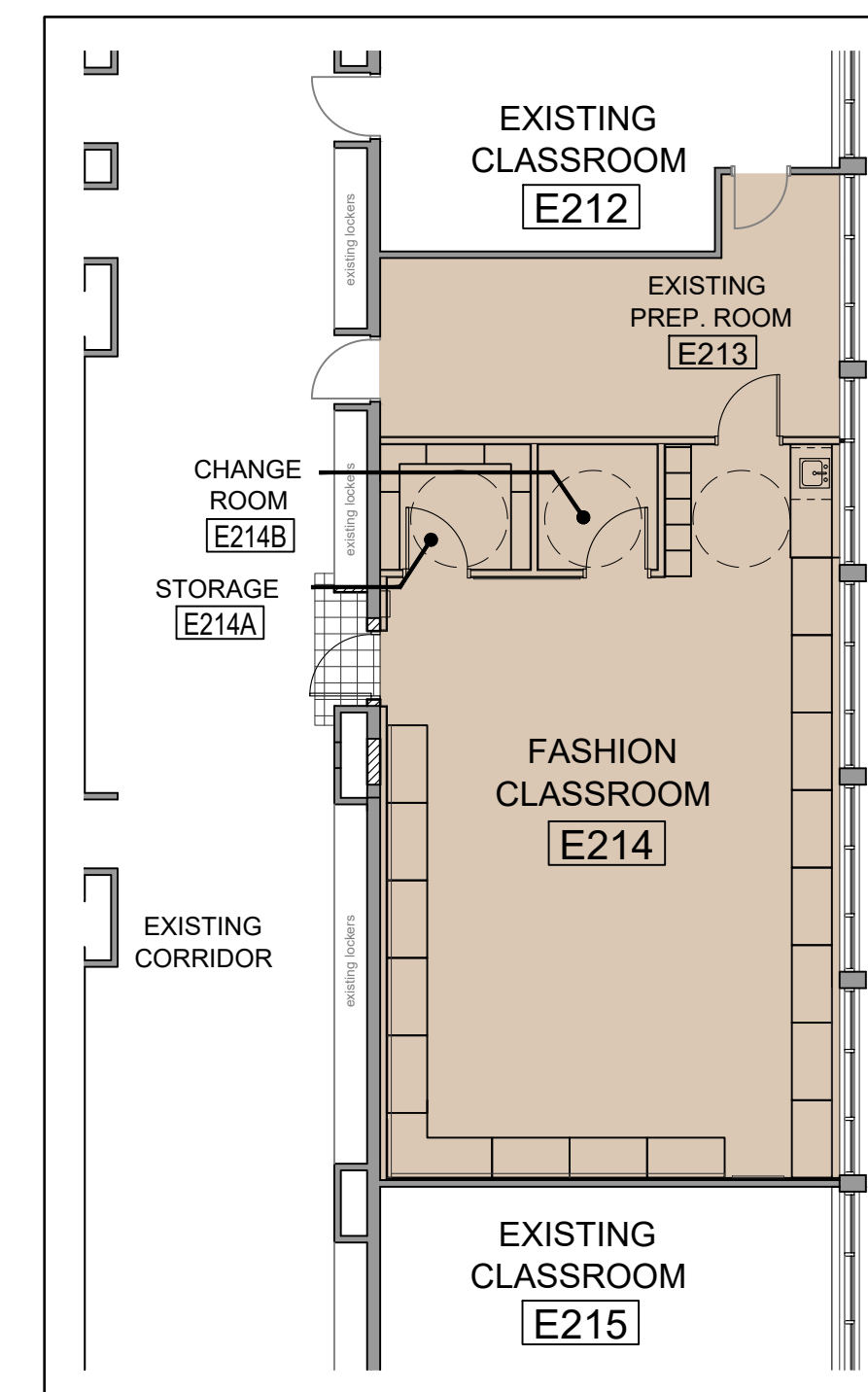
5 FLOOR PLAN
 A002 1:100



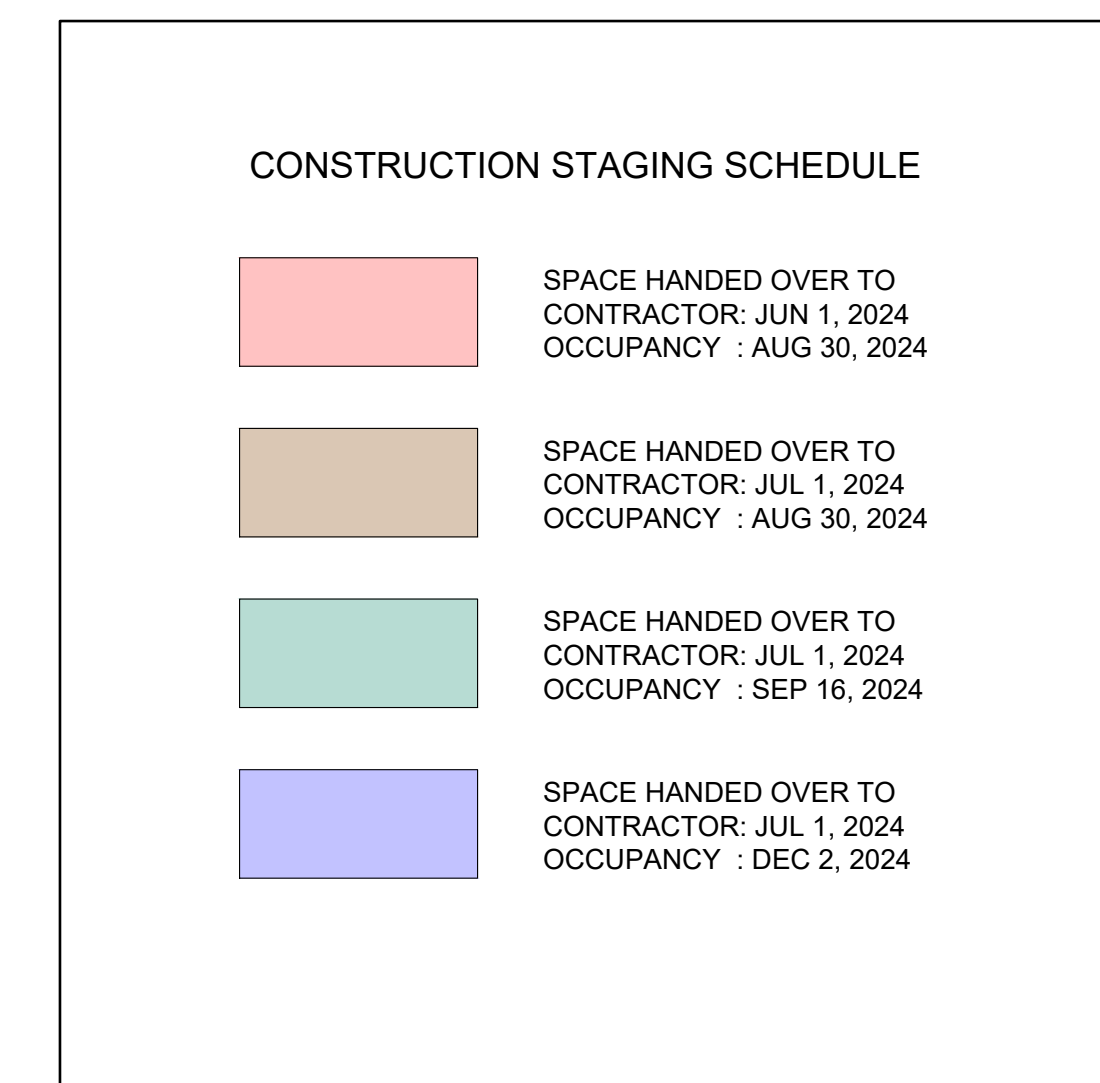
4 KEY PLANS - LEVEL 0 & 1
 A002 1:1000



3 FLOOR PLAN
 A002 1:100



2 FLOOR PLAN
 A002 1:100



1 PHASING
 A002

Key Plan N.T.S.



Project North True North

No. Revisions Date

No.	Revisions	Date
2	ISSUED FOR CONSTRUCTION	2024-05-21
1	ISSUED FOR BIDS	2024-04-09

No.	Issue	Date

General Contractor shall check and verify all dimensions and report all errors and omissions to the Architect. Do not scale the drawings. Drawings shall not be used for construction purposes until issued by the Architect for construction.

Drawing Title:

CONSTRUCTION STAGING

Scale: AS NOTED Date: 2024 04 02

Drawn by: AG Checked by: AG

Job No. Drawing No.

2215-B A002

Key Plan N.T.S.

No.	Revisions	Date
5	ISSUED FOR CONSTRUCTION	2024-05-21
4	ISSUED FOR ADDENDUM 2	2024-04-19
3	ISSUED FOR PERMIT	2024-04-19
2	ISSUED FOR BIDS	2024-04-09
1	ISSUED FOR PERMIT	2024-03-22
No.	Issue	Date

General Contractor shall check and verify all dimensions and report all errors and omissions to the Architect. Do not scale the drawings. Drawings shall not be used for construction purposes until issued by the Architect for construction.

Drawing Title:

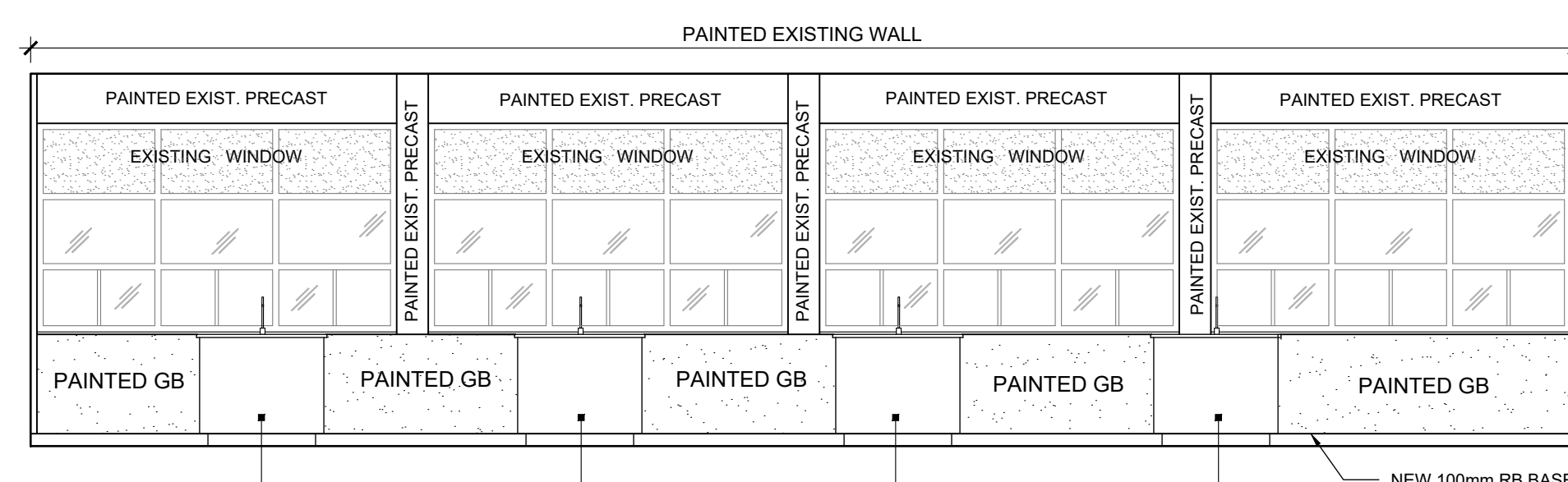
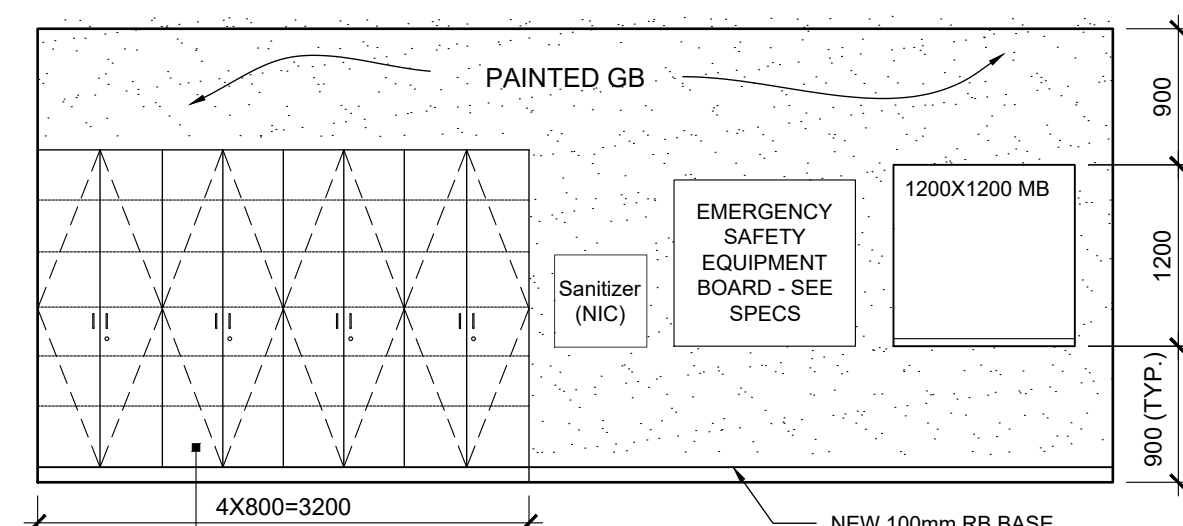
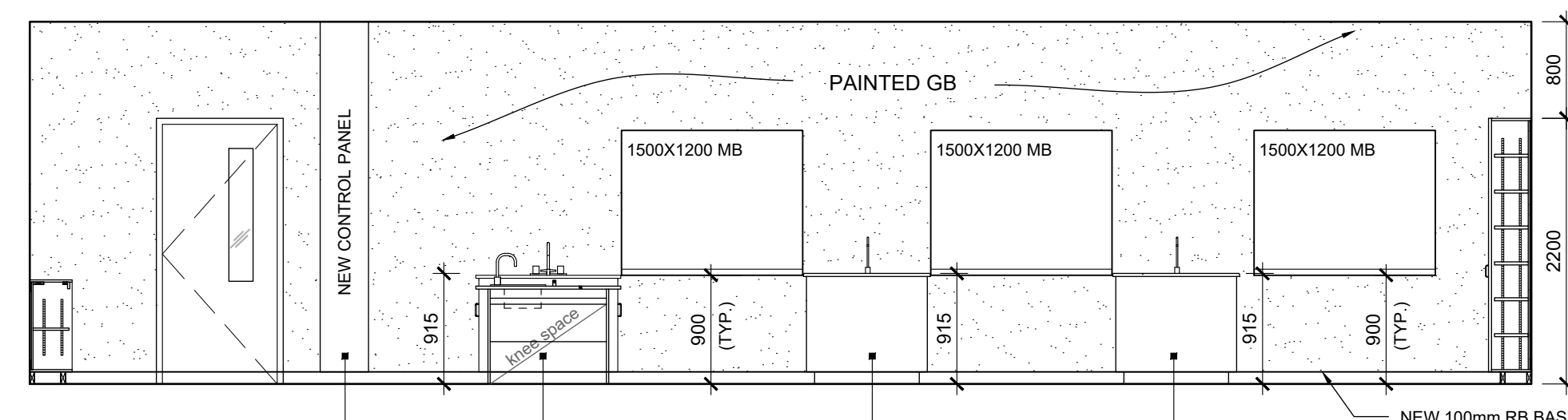
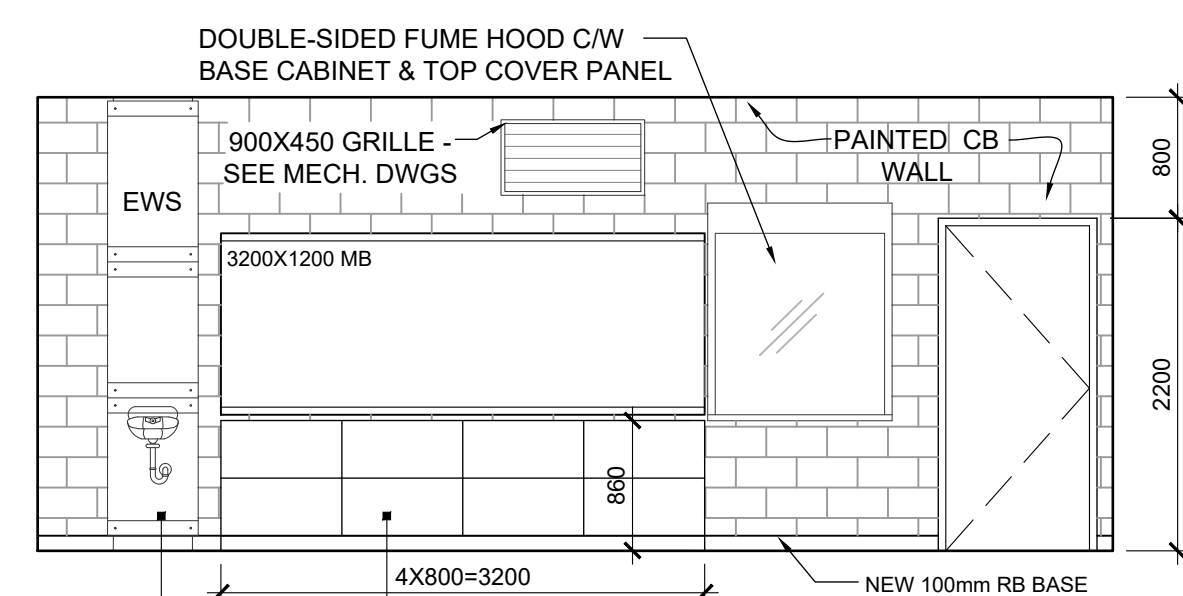
INTERIOR ELEVATIONS

Scale: 1:50 Date: 2024 02 08

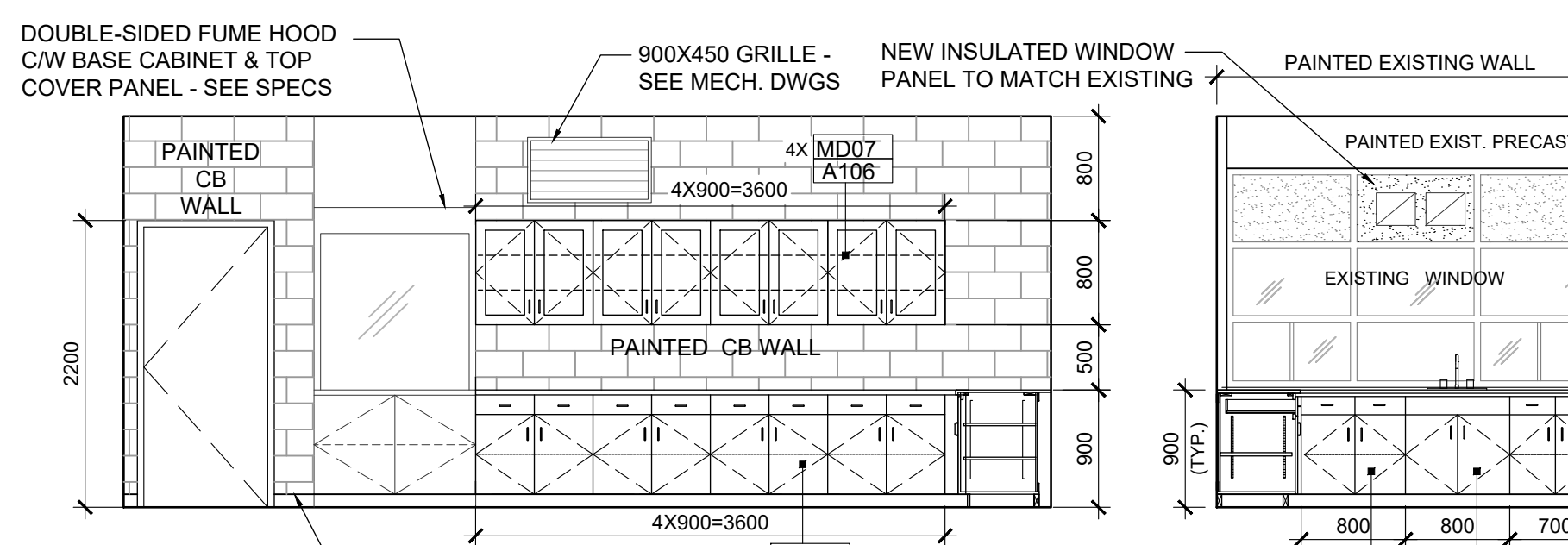
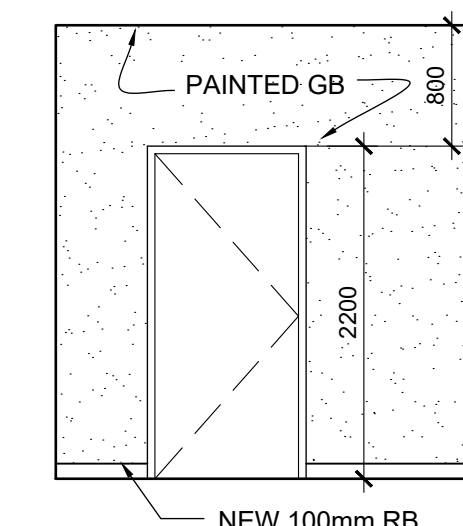
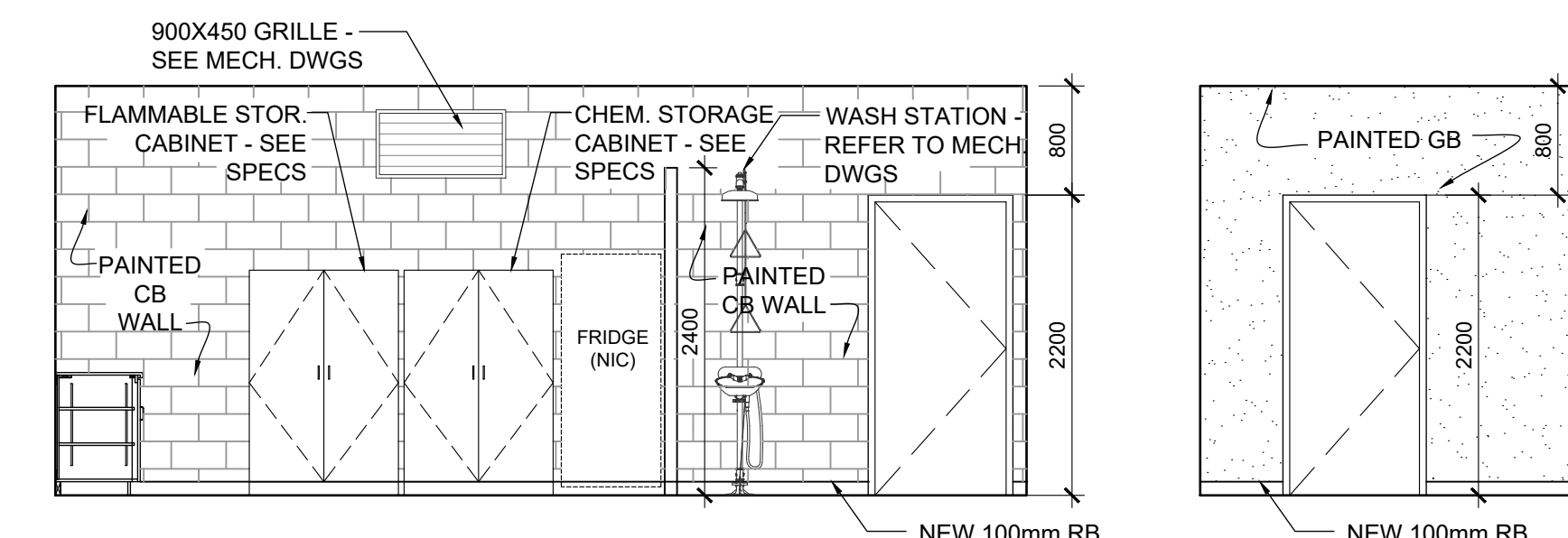
Drawn by: Checked by:

Job No. Drawing No.

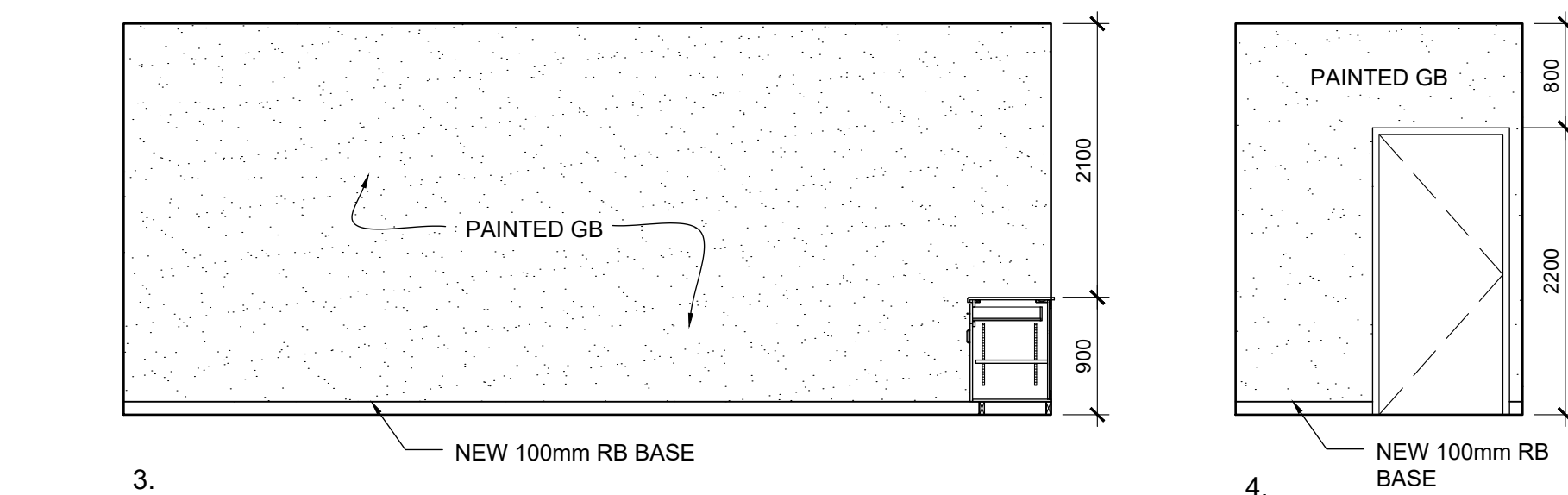
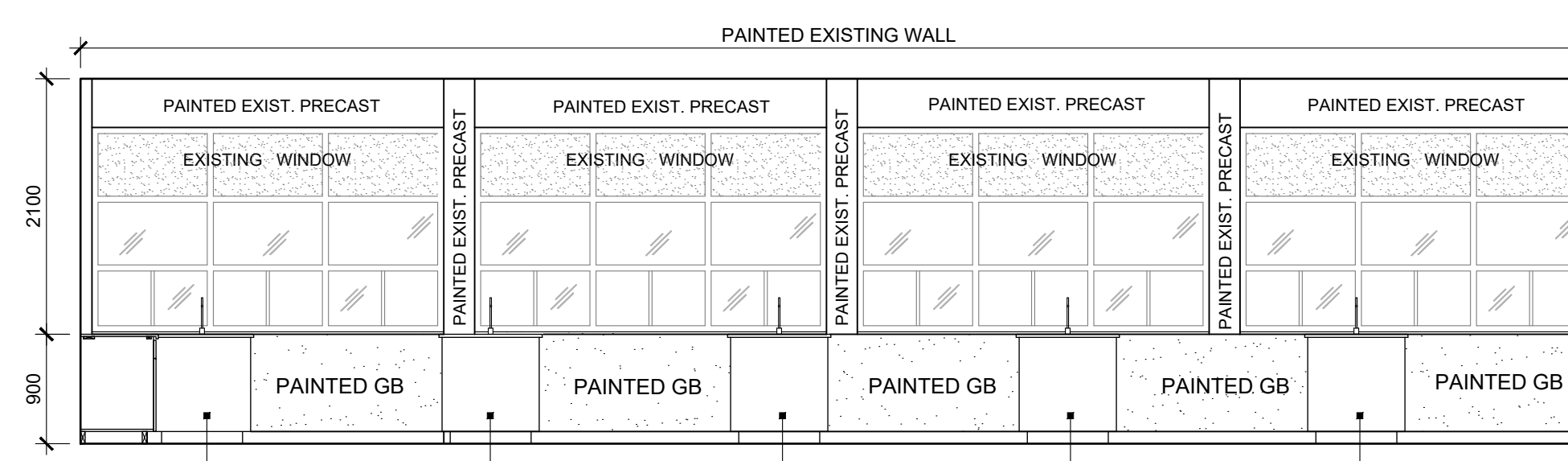
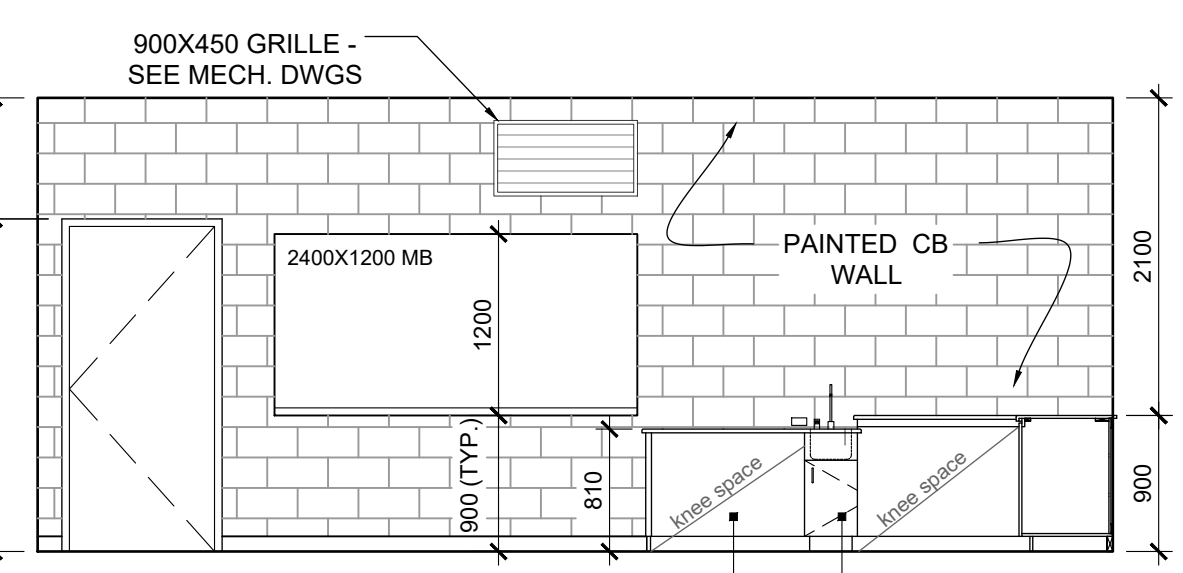
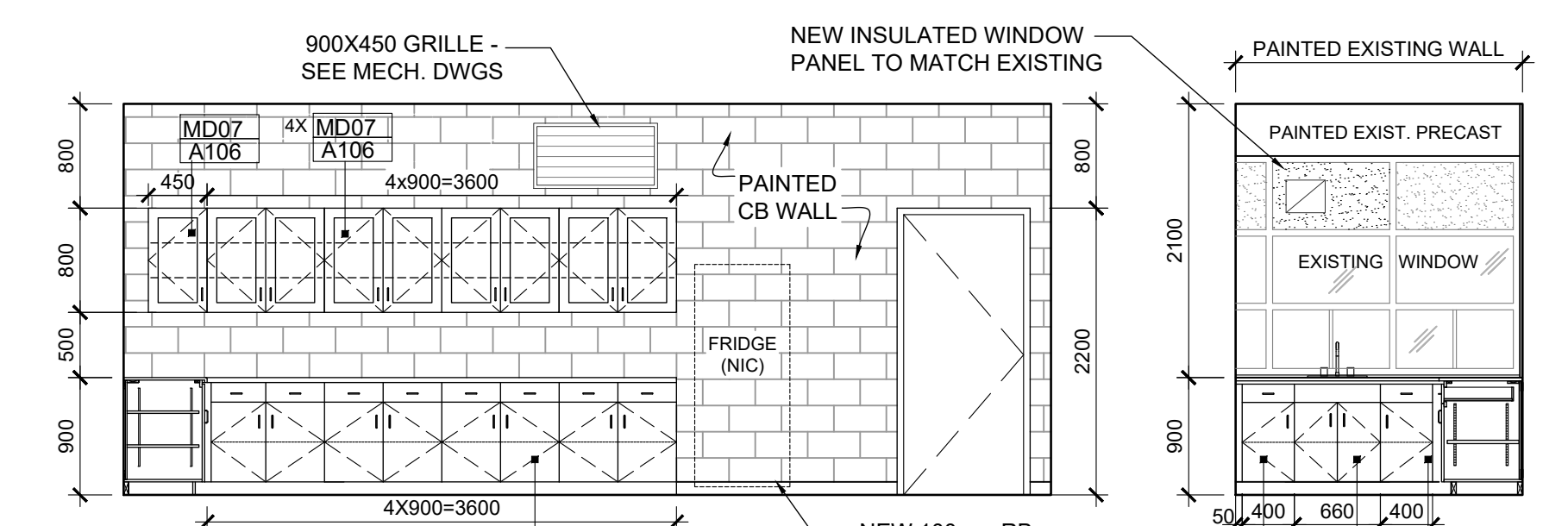
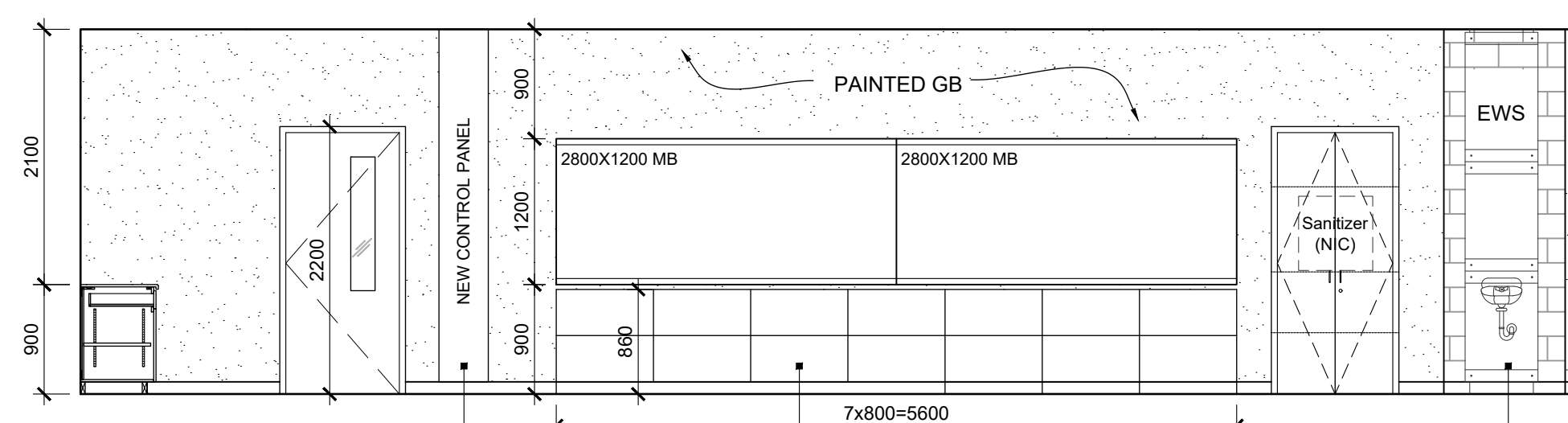
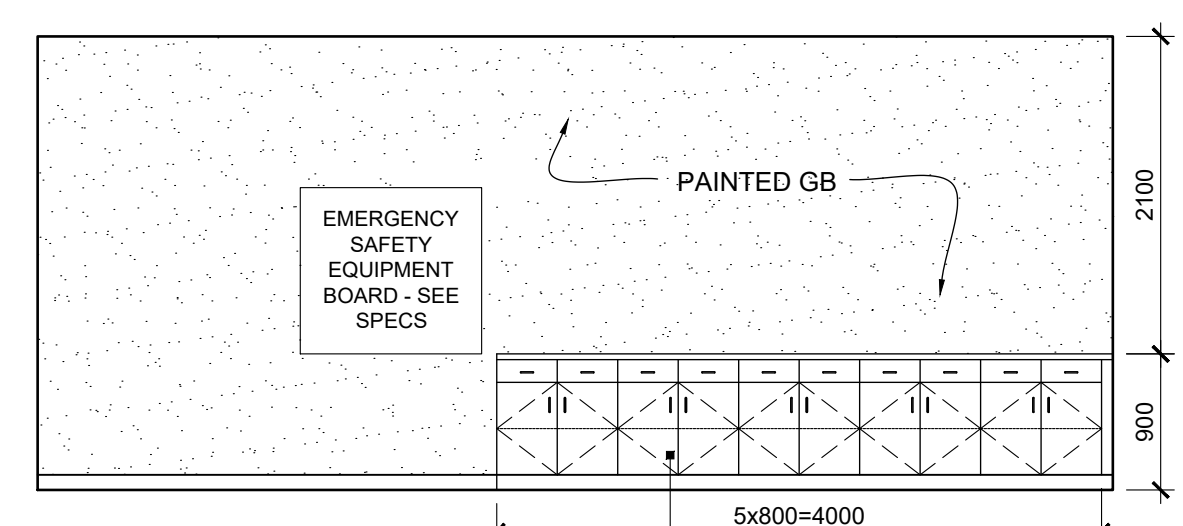
2215-B A102



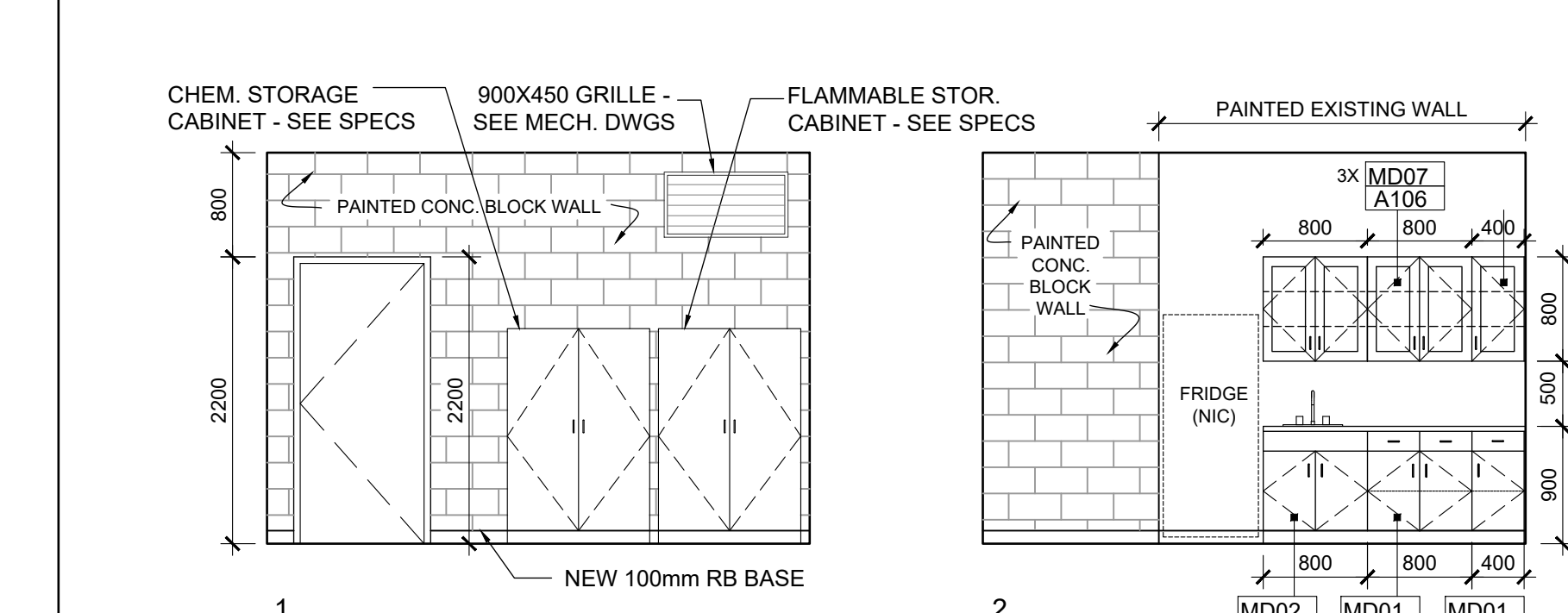
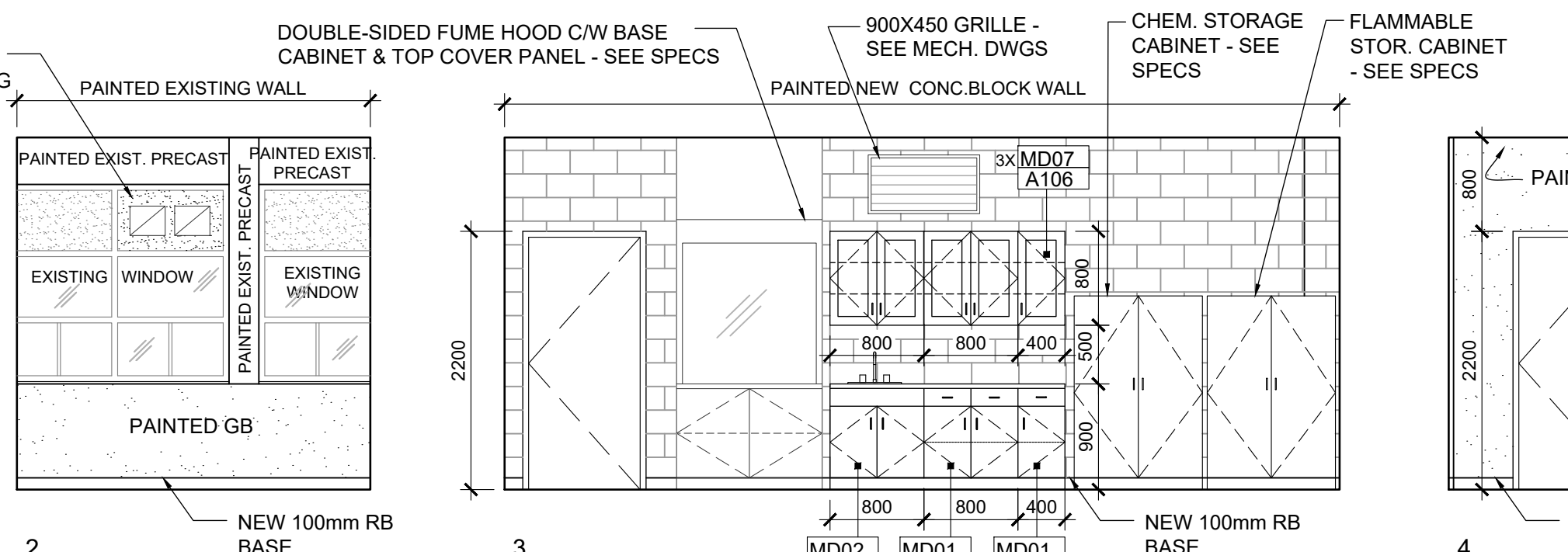
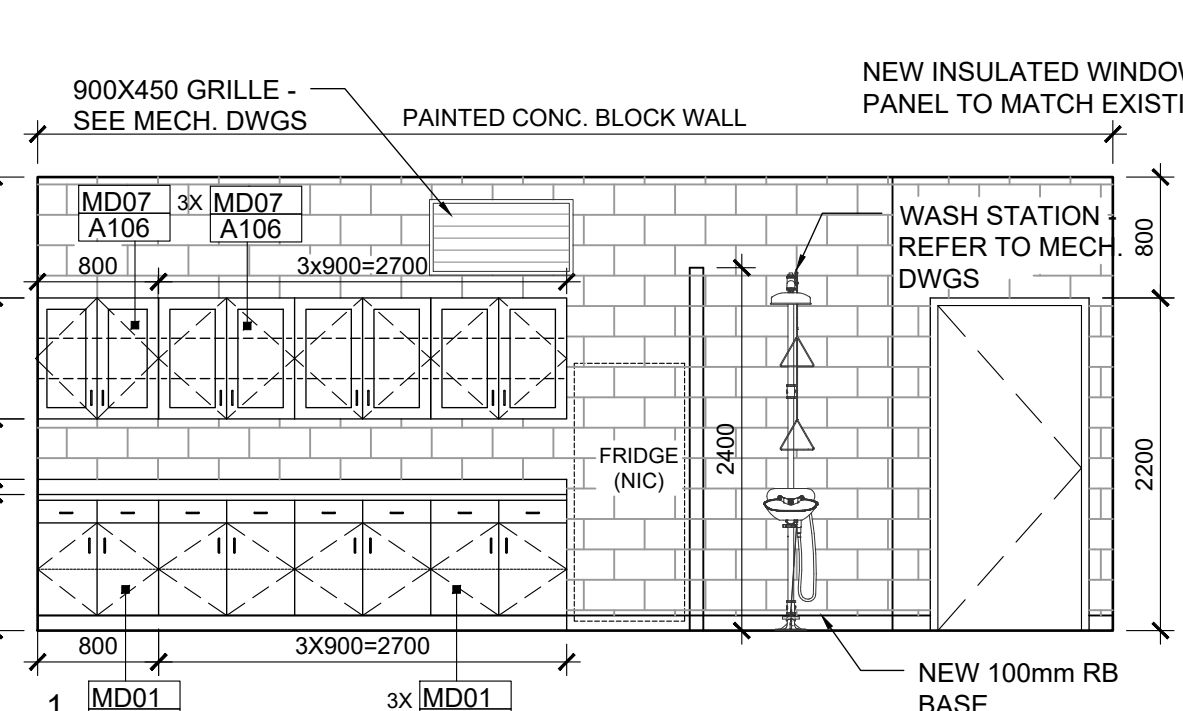
1 CHEMISTRY CLASSROOM RM E101
 A102 1:50



2 CHEMISTRY/BIO. PREP. ROOM RM E102
 A102 1:50



4 SCIENCE PREP. ROOM RM E104A
 A102 1:50



6 SCIENCE PREP. ROOM RM E118A
 A102 1:50

5 CHEM./BIO. PREP. ROOM RM E116
 A102 1:50

Key Plan N.T.S.

No.	Revisions	Date
5	ISSUED FOR CONSTRUCTION	2024-05-21
4	ISSUED FOR ADDENDUM 2	2024-04-19
3	ISSUED FOR PERMIT	2024-04-19
2	ISSUED FOR BIDS	2024-04-09
1	ISSUED FOR PERMIT	2024-03-22
No.	Issue	Date

General Contractor shall check and verify all dimensions and report all errors and omissions to the Architect. Do not scale the drawings. Drawings shall not be used for construction purposes until issued by the Architect for construction.

Drawing Title:

INTERIOR ELEVATIONS

Scale: 1:50 Date: 2024 02 08

Drawn by: _____ Checked by: _____

Job No. _____ Drawing No. _____

2215-B A103

1 CHEMISTRY CLASSROOM RM E117
 A103 1:50

2 GENERAL SCIENCE CLASSROOM RM S117
 A103 1:50

6 FASHION CLASSROOM PREP ROOM RM E213
 A103 1:50

3 FASHION CLASSROOM RM E214 (OPTION "A")
 A103 1:50

4 FASHION CLASSROOM STORAGE RM E214A
 A103 1:50

5 FASHION CLASSROOM CHANGEROOM RM E214B
 A103 1:50

Key Plan N.T.S.

No.	Revisions	Date
4	ISSUED FOR CONSTRUCTION	2024-05-21
3	ISSUED FOR PERMIT	2024-04-19
2	ISSUED FOR BIDS	2024-04-09
1	ISSUED FOR PERMIT	2024-03-22
No.	Issue	Date

General Contractor shall check and verify all dimensions and report all errors and omissions to the Architect. Do not scale the drawings. Drawings shall not be used for construction purposes until issued by the Architect for construction.

Drawing Title:

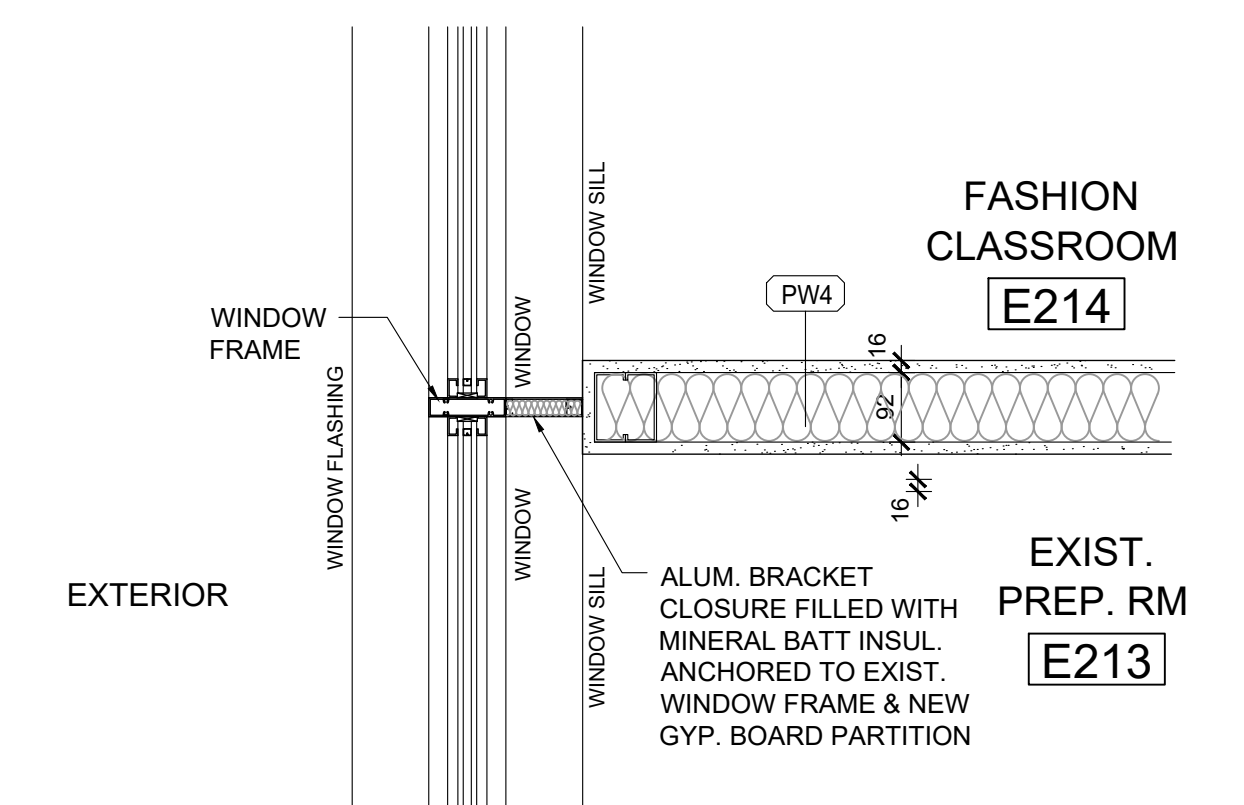
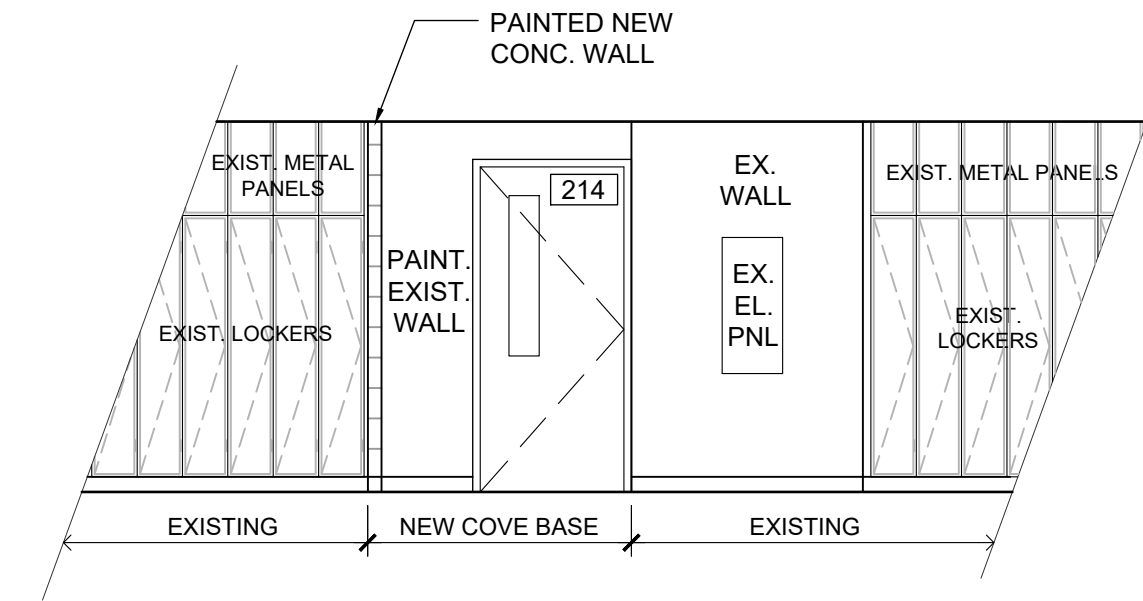
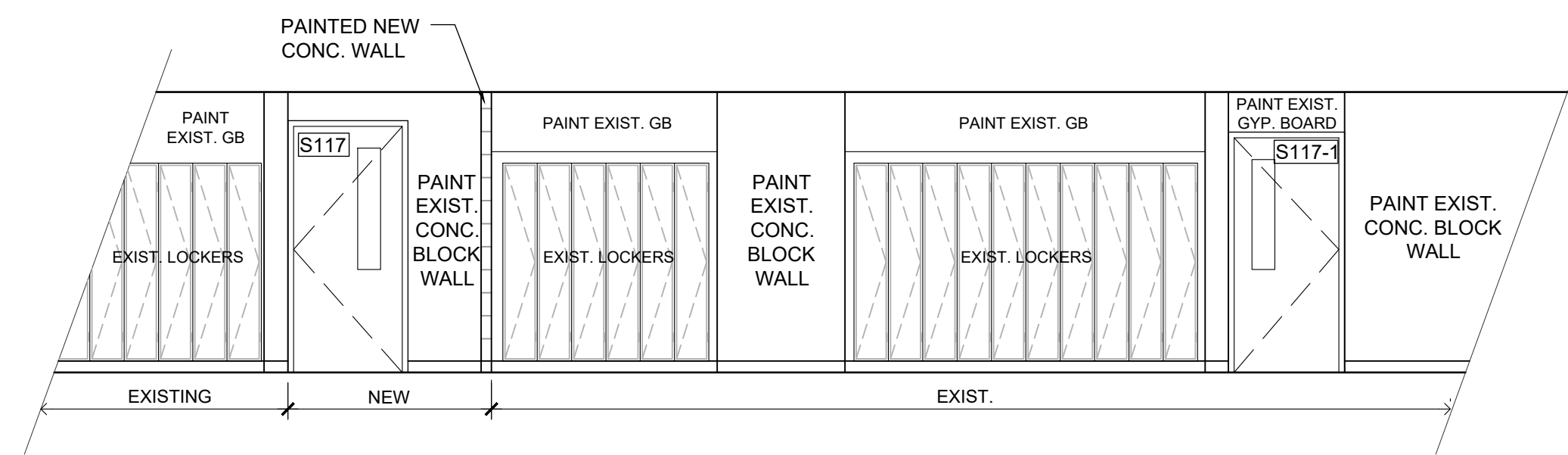
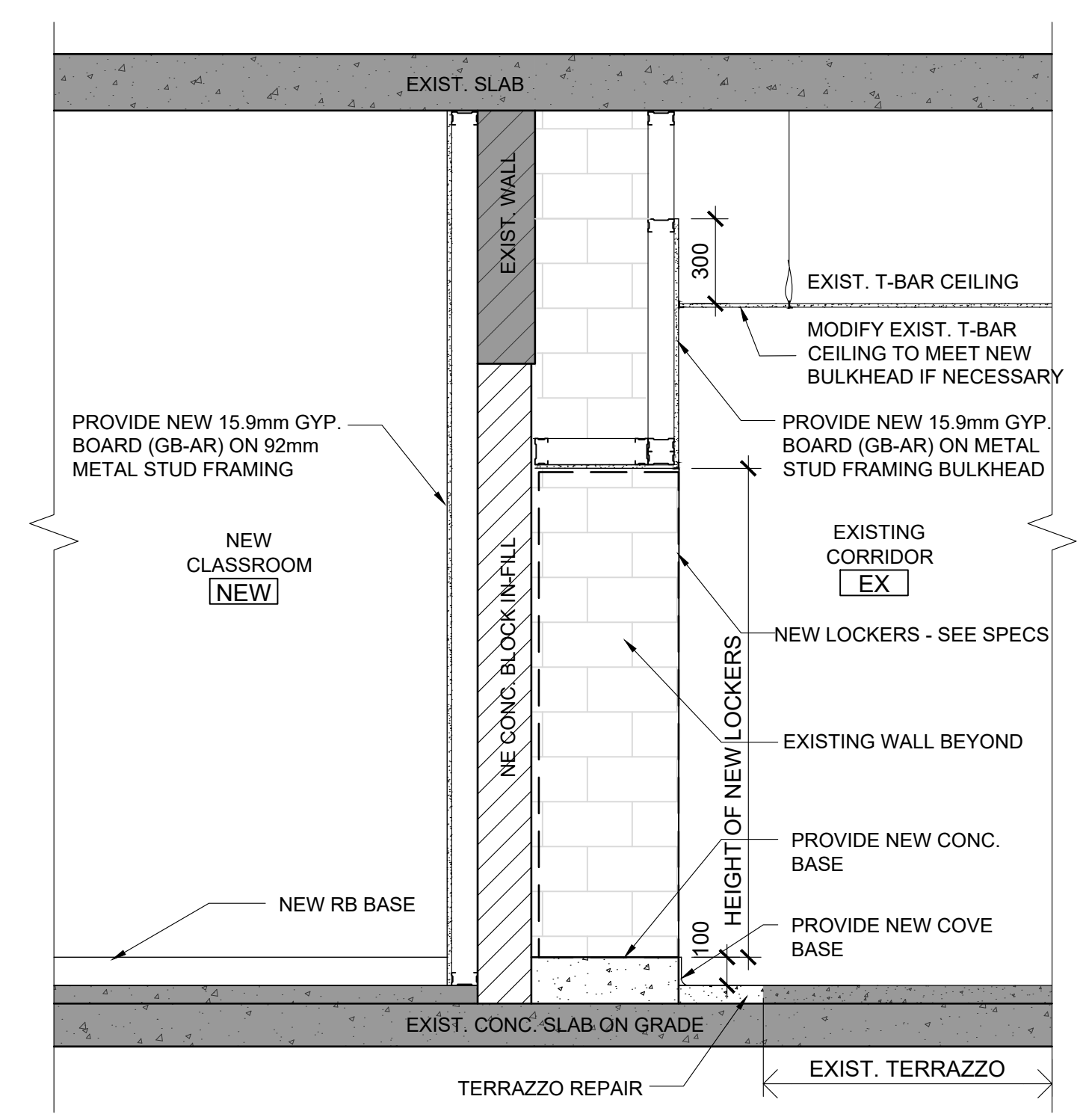
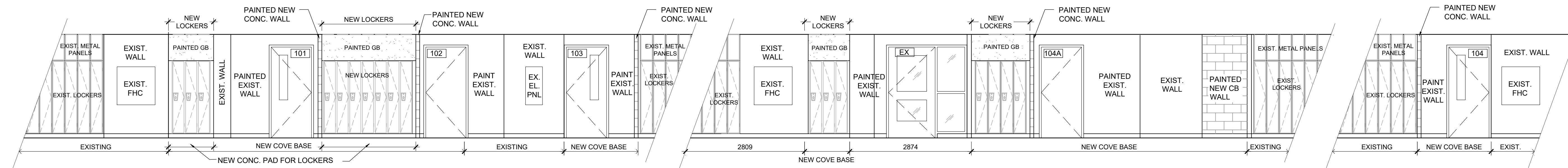
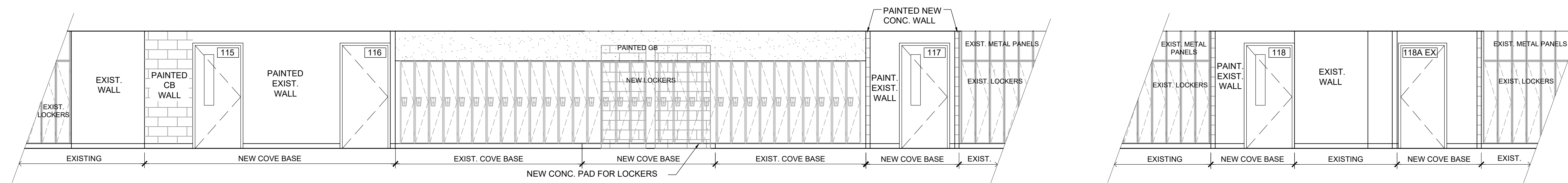
**INTERIOR ELEVATIONS
 AND DETAILS**

Scale: 1:50 Date: 2024 02 08

Drawn by: _____ Checked by: _____

Job No. _____ Drawing No. _____

2215-B A104



Scale: 1:50 Date: 2024 02 08

Drawn by: _____ Checked by: _____

Job No. _____ Drawing No. _____

2215-B A104

ROOM FINISH SCHEDULE

ROOM #	ROOM NAME	FINISHES					COMMENTS
		FLOOR FINISH	BASE FINISH	WALL FINISH	CEILING FINISH		
GROUND FLOOR							
E101	CHEMISTRY CLASSROOM	LVT	RB	EX - P, CB, GB-P	EX - P		
E102	CHEM/BIO PREP. ROOM	LVT	RB	EX - P, CB, GB-P	EX - P		
E103	BIOLOGY/SCIENCE CLASSROOM	LVT	RB	EX - P, CB, GB-P	EX - P		
E104	GEN. SCIENCE / PHYSICS CLASSROOM	LVT	RB	EX - P, CB, GB-P	EX - P		
E104A	SCIENCE PREP. ROOM	LVT	RB	EX - P, CB, GB-P	EX - P		
E115	BIOLOGY/SCIENCE CLASSROOM	LVT	RB	EX - P, CB, GB-P	EX - P		
E116	BIO / CHEM PREP. ROOM	LVT	RB	EX - P, CB, GB-P	EX - P		
E117	CHEMISTRY CLASSROOM	LVT	RB	EX - P, CB, GB-P	EX - P		
E118	GEN. SCIENCE CLASSROOM	LVT	RB	EX - P, CB, GB-P	EX - P		
E118A	GEN. SCIENCE PREP. ROOM	LVT	RB	EX - P, CB-P	EX - P		
E119A	FAMILY STUDY PREP. ROOM	LVT	RB	EX - P, CB-P	EX - P		
S117	GENERAL SCIENCE CLASSROOM	LVT	RB	EX/CB - P, GB-P	EX - P		
SECOND FLOOR							
213	EXISTING PREP. ROOM	LVT	RB	EX/CB - P, GB-P	EX-P		
214	FASHION CLASSROOM	LVT	RB	EX - P, GB-P	EX-P		
214A	FASHION CLASSROOM STORAGE ROOM	LVT	RB	EX/GB - P	ACT		
214B	FASHION CLASSROOM CHANGEROOM	LVT	RB	GB - P	ACT		

ROOM FINISH SCHEDULE LEGEND:

EX	EXISTING FINISH	ACT	ACOUSTIC CEILING TILE
GB	GYPSUM BOARD	LVT	LUXURY VINYL TILE
CB	CONCRETE BLOCK	RB	RESILIENT BASE
P	PAINT		

ROOM FINISH SCHEDULE NOTES:

- PROVIDE STAINLESS STEEL TRANSITION STRIP FOR ALL DOOR THRESHOLDS WHERE FLOOR FINISH CHANGES.
- AT TRANSITIONS WHEN ADJACENT FLOOR FINISHES ARE OF DIFFERENT THICKNESS, SLOPE THE FLOOR SO AS TO SET A SEAMLESS FLUSH TRANSITION.
- ALL NEW WALLS/PARTITIONS AND GB CEILINGS & BULKHEADS TO BE PAINTED.
- FOR INTERIOR ELEVATIONS AND MORE INFORMATION REFER TO DRAWINGS A102, A103, A104.

DOOR SCHEDULE (NEW & EXISTING DOORS)

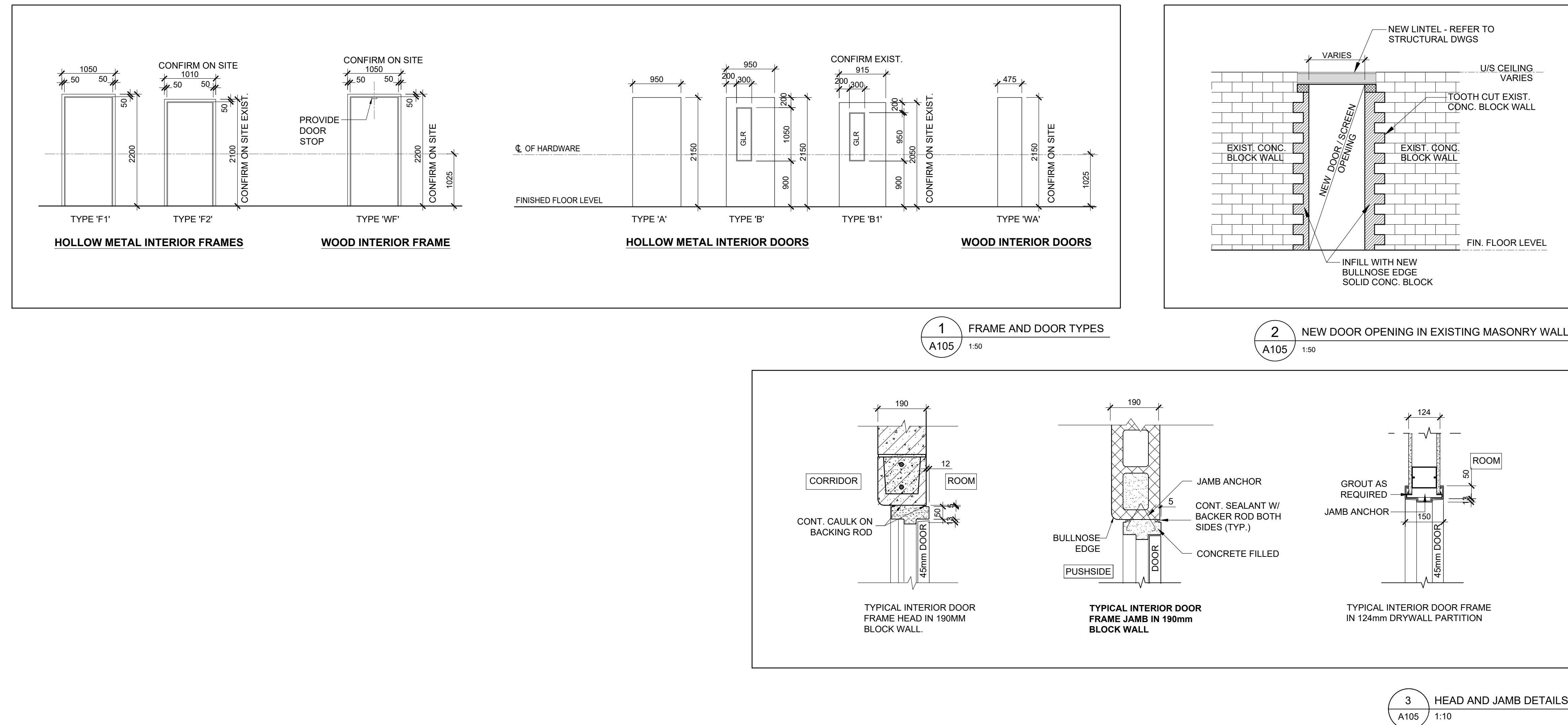
MARK	ROOM NAME	INTERIOR DOOR										INTERIOR FRAME / SCREEN					COMMENTS
		FIRE RATING	DOOR TYPE	LEAF WIDTH	LEAF HEIGHT	NO. OF LEAFS	THICKNESS	MATERIAL	FINISH	GLAZING	SCREEN / FRAME TYPE	GLAZING	MATERIAL	FINISH	MULLION		
101	CHEMISTRY CLASSROOM	45 min. FRR	B	950	2150	1	45	HM	P	GLR	F1	-	HM	P	-		
101-1	CHEMISTRY CLASSROOM	-	A	950	2150	1	45	WD	P	-	F1	-	HM	P	-		
102	CHEMISTRY/BIOLOGY PREP. RM	45 min. FRR	B	950	2150	1	45	HM	P	GLR	F1	-	HM	P	-		
102-1	CHEMISTRY/BIOLOGY PREP. RM	-	A	950	2150	1	45	WD	P	-	F1	-	HM	P	-		
103	BIOLOGY SCIENCE CLASSROOM	45 min. FRR	B	950	2150	1	45	HM	P	GLR	F1	-	HM	P	-		
104	GENERAL SCIENCE / PHYSICS	45 min. FRR	B	950	2150	1	45	HM	P	GLR	F1	-	HM	P	-		
104-1	GENERAL SCIENCE / PHYSICS	-	WA	475	2150	2	45	WD	P	-	WF	-	WD	P	-		
104A	PHYSICS PREP. ROOM	45 min. FRR	B	950	2150	1	45	HM	P	GLR	F1	-	HM	P	-		
104A-1	PHYSICS PREP. ROOM	-	A	950	2150	1	45	WD	P	-	F1	-	HM	P	-		
115	BIOLOGY SCIENCE CLASSROOM	45 min. FRR	B	950	2150	1	45	HM	P	GLR	F1	-	HM	P	-		
115-1	BIOLOGY SCIENCE CLASSROOM	-	A	950	2150	1	45	WD	P	-	F1	-	HM	P	-		
116	CHEMISTRY/BIOLOGY PREP. RM	45 min. FRR	B	950	2150	1	45	HM	P	GLR	F1	-	HM	P	-		
117	CHEMISTRY CLASSROOM	45 min. FRR	B	950	2150	1	45	HM	P	GLR	F1	-	HM	P	-		
117-1	CHEMISTRY CLASSROOM	-	A	950	2150	1	45	WD	P	-	F1	-	HM	P	-		
118	GENERAL SCIENCE CLASSROOM	45 min. FRR	B	950	2150	1	45	HM	P	GLR	F1	-	HM	P	-		
118-1	GEN. SCIENCE PREP. ROOM	-	A	950	2150	1	45	WD	P	-	F1	-	HM	P	-		
118A EX	GEN. SCIENCE PREP. ROOM	45 min. FRR	EX	EX	EX	EX	EX	EX	P	-	EX	-	EX	P	-		
119	FAMILY STUDIES PREP. ROOM	-	A	950	2150	1	45	WD	P	-	F1	-	HM	P	-		
DOOR & FRAME SIZE TO BE CONFIRMED ON SITE TO MATCH EXIST.																	
S117	GENERAL SCIENCE CLASSROOM	45 min. FRR	B1	950	2150	1	45	HM	P	GLR	F1	-	HM	P	-		
S117-1	GENERAL SCIENCE CLASSROOM	45 min. FRR	B1	915	2050	1	45	HM	P	GLR	F1	-	HM	P	-		
213	EXISTING PREP. ROOM	-	A	950	2150	1	45	WD	P	-	F1	-	HM	P	-		
213 EX	EXISTING PREP. ROOM	45 min. FRR	EX	EX	EX	EX	EX	EX	P	-	EX	-	EX	P	-		
213-1 EX	EXISTING PREP. ROOM	-	EX	EX	EX	EX	EX	EX	P	-	EX	-	EX	P	-		
214	FASHION CLASSROOM	45 min. FRR	B	950	2150	1	45	HM	P	GLR	F1	-	HM	P	-		
214A	STORAGE ROOM	-	A	950	2150	1	45	WD	P	-	F1	-	HM	P	-		
214B	CHANGE ROOM	-	A	950	2150	1	45	WD	P	-	F1	-	HM	P	-		

DOOR & FRAME SCHEDULE SCHEDULE LEGEND:

HM	HOLLOW METAL	P	PAINT	W	WOOD
GLR	TEMPERED FIRE-RATED GLASS	PF	PRE FINISHED	PDO	POWER DOOR OPERATOR
FRR	FIRE RESISTANT RATING	EX	EXISTING		

DOOR & FRAME SCHEDULE NOTES:

- ALL DOORS AND FRAMES MUST HAVE APPROPRIATE REINFORCING.
- ALL FRAMES TO BE CONCRETE FILLED.
- FOR HARDWARE, REFER TO HARDWARE SCHEDULE.
- ALL FRAMES IN FIRE SEPARATION AREAS TO BE FIRE RATED.



Client
Haltom District School Board
 2050 Guelph Line
 Burlington, Ontario

T. A. BLAKELOCK H.S.
RENOVATIONS

1160 Rebecca Street
 Oakville, ON

Architect

sn/der

Snyder Architects Inc.
 100 Broadview Ave. Suite 301, Toronto, ON, M4M 3K3
 Tel: 416.966.5444 Fax: 416.966.4443
 www.snyderarchitects.ca

Consultants

Structural Consultants
Kalos Engineering Inc.
 300 York Boulevard
 Hamilton, Ontario, L8R 3K6
 Tel: 905-333-9119

Mechanical and Electrical Consultants
EXP
 1266 S. Service Rd.,
 Stoney Creek, Ontario, L8E 5R9
 Tel: 905-525-6069

Key Plan N.T.S.

No.	Revisions	Date
4	ISSUED FOR CONSTRUCTION	2024-05-22
3	ISSUED FOR PERMIT	2024-04-19
2	ISSUED FOR BIDS	2024-04-09
1	ISSUED FOR PERMIT	2024-03-22
No.	Issue	Date

General Contractor shall check and verify all dimensions and report all errors and omissions to the Architect. Do not scale the drawings. Drawings shall not be used for construction purposes until issued by the Architect for construction.

Drawing Title:
ROOM FINISH SCHEDULE
DOOR SCHEDULE
AND DETAILS

Scale: AS NOTED Date: 2023 10 05

Drawn by: Checked by:

Job No. Drawing No.

2215-B **A105**

**T. A. BLAKELOCK H.S.
 RENOVATIONS**

1160 Rebecca Street
 Oakville, ON

Architect

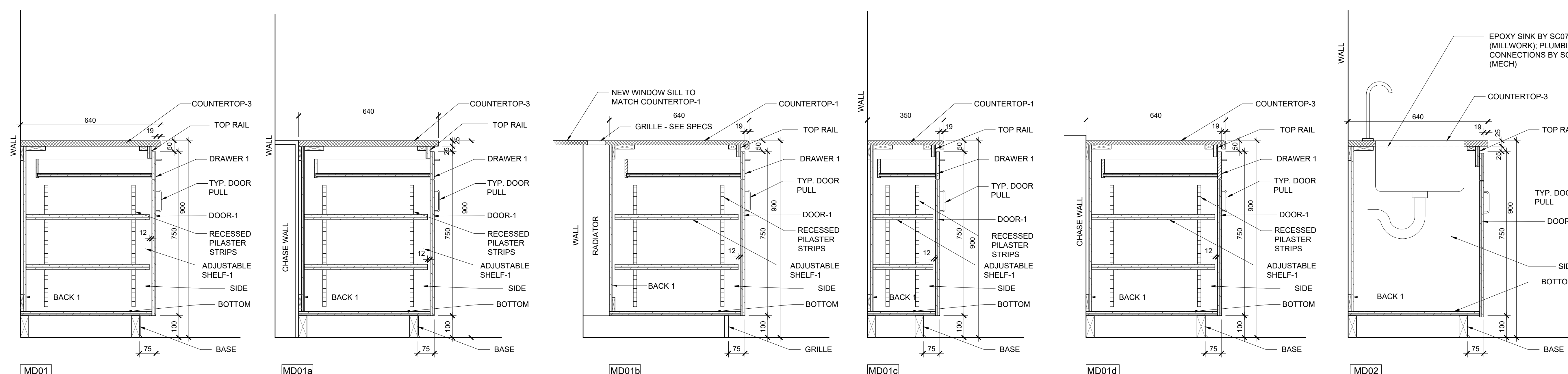
sn/der

Snyder Architects Inc.
 100 Broadview Ave. Suite 207, Toronto, ON, M4M 3H3
 Tel: 416.966.5444 Fax: 416.966.4443
 www.snyderarchitects.ca

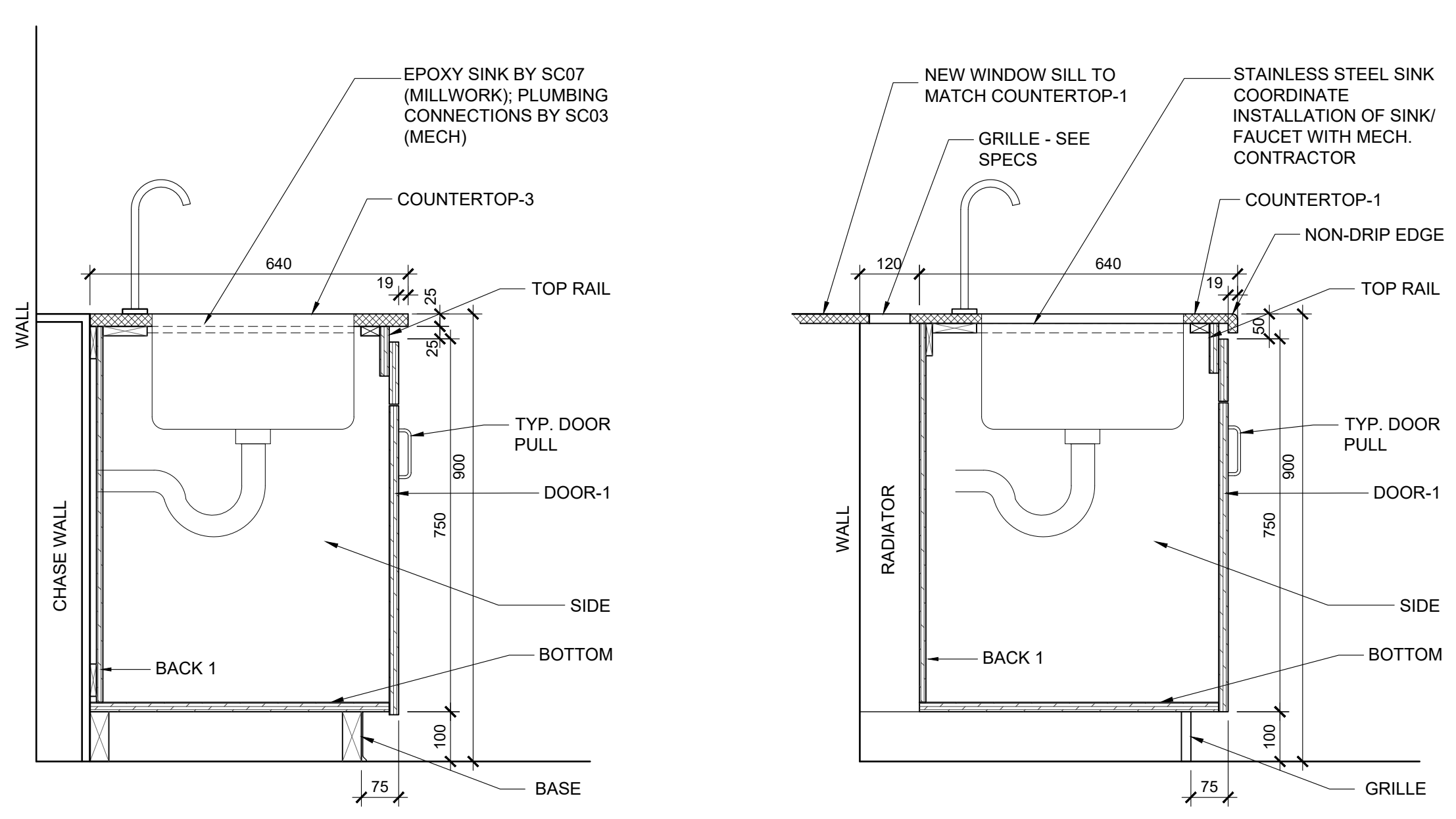
Consultants

Structural Consultants
Kalos Engineering Inc.
 300 York Boulevard
 Hamilton, Ontario L8R 3K6
 Tel: 905-333-9119

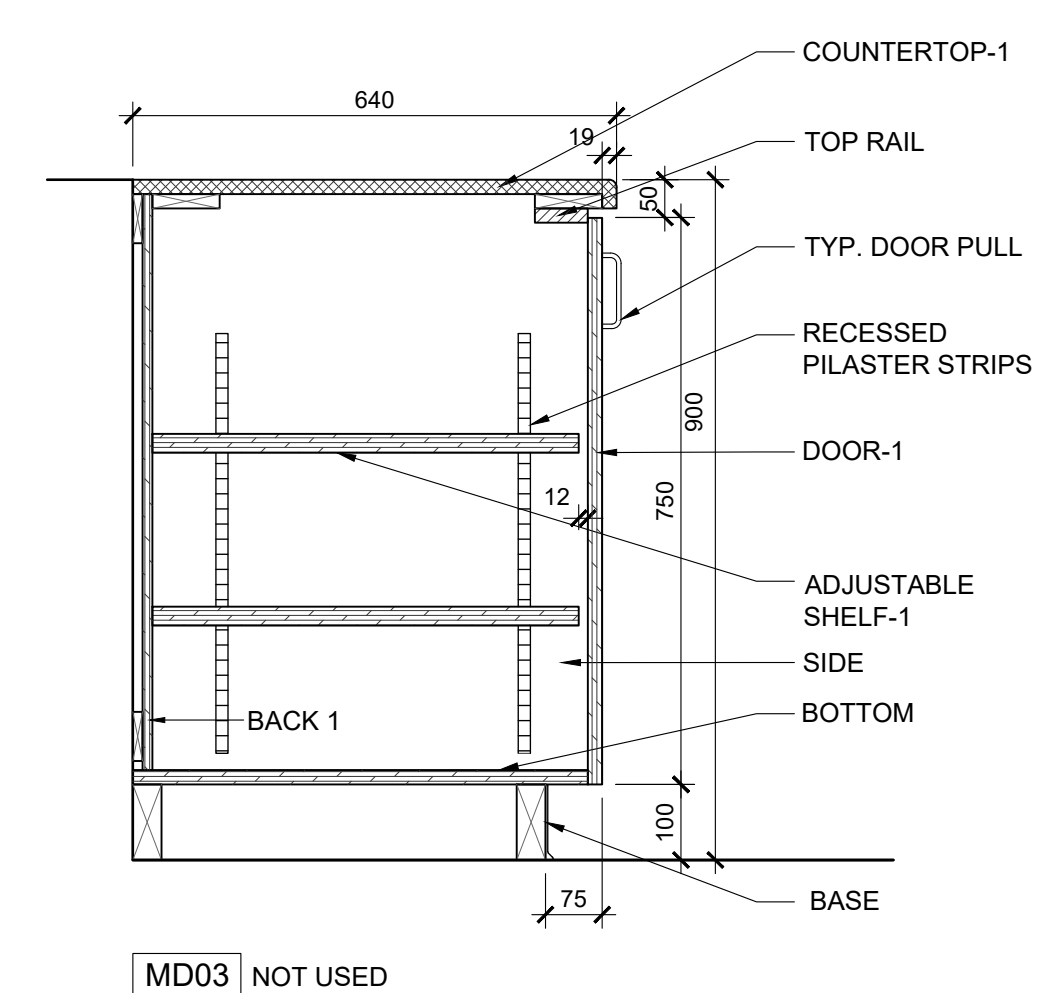
Mechanical and Electrical Consultants
EXP
 1266 S. Service Rd.
 Stoney Creek, Ontario, L8E 5R9
 Tel: 905-525-6069



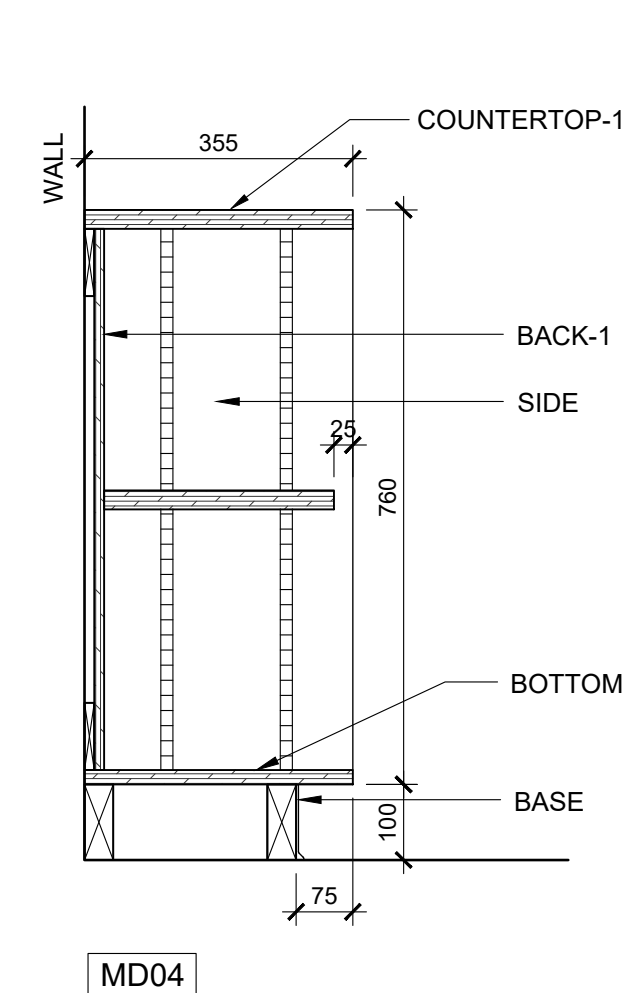
MD01 MD01a MD01b MD01c MD01d MD02



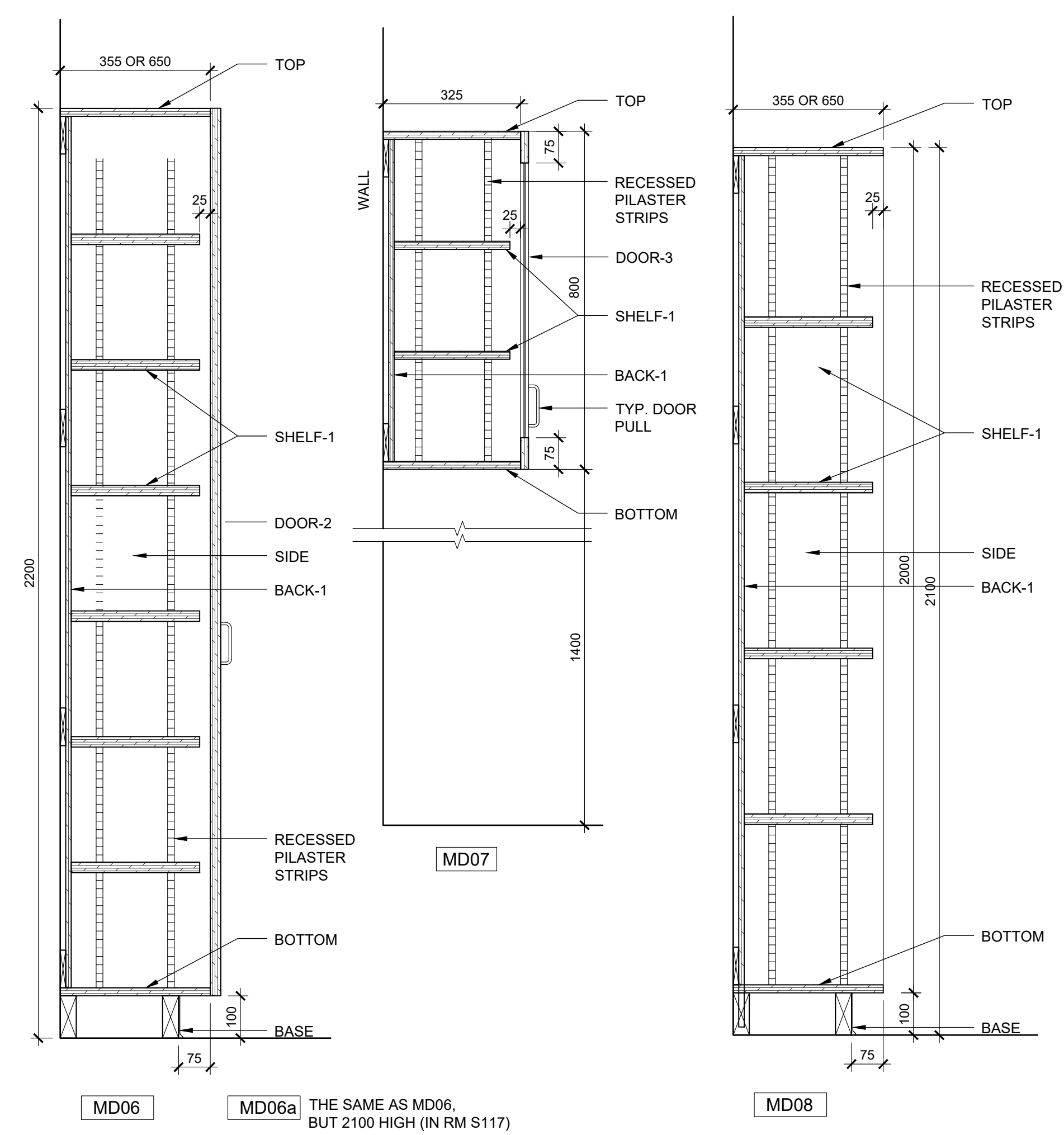
MD02a MD02b



MD03 NOT USED



MD04



MD06 MD06a THE SAME AS MD06, BUT 2100 HIGH (IN RM S117) MD07 MD08

TYPICAL MILLWORK CONSTRUCTION

COUNTERTOP-1: STANDARD PLAM ON 19mm SOFTWOOD PLYWOOD (PLY-SWD) SUBSTRATE, W/BACKER BOARD; POSTFORMED - RADIUS EDGE W/ 100mm HIGH COVERED INTEGRAL BACKSPLASH AND ENDSPLASH, WHERE COUNTER IS ADJACENT TO WALL AT SIDES. PROVIDE MOISTURE RESISTANT SOFTWOOD PLYWOOD (PLY-SWD-MR) SUBSTRATE AT SINK LOCATIONS. PROVIDE NON-DRIP EDGE AT ALL SINK LOCATIONS.

COUNTERTOP-2: RESERVED

COUNTERTOP-3: 25mm SOLID EPOXY WITH, OR WITHOUT 100mm HIGH BACKSPLASH

DRAWER-1: PROVIDE H.D. SELF-CLOSING FULL EXTENSION SLIDES

FRONT/TOP/BOTTOM/SIDE & GABLE: MCP W/ MATCHING 3mm PVC EDGE. THICKNESS TO BE 19mm (TYP) U.N.O.

FIXED & ADJUSTABLE SHELVES-1: MCP W/ MATCHING 3MM PVC EDGE. THICKNESS TO BE 19mm TYP; 25mm FOR SPAN WIDER THAN 800mm.

BACK 1: MCP W/ MATCHING 3mm PVC EDGE. THICKNESS TO BE 13mm (TYP) U.N.O.

BACK 2: MCP W/ MATCHING 3mm PVC EDGE. THICKNESS TO BE 19mm (TYP) U.N.O.

DOOR-1: MCP W/ MATCHING 3mm PVC EDGE. THICKNESS TO BE 19MM (TYP) U.N.O.

DOOR-2: DOORS 1600mm TALL OR HIGHER TO BE 35mm SOLID CORE DOORS WITH PLAM FINISH, U.N.O. PROVIDE CONTINUOUS HINGE.

DOOR-3: 19X75mm MCP FRAME W/TEMPERED 4mm THICK GLASS (GL-3) W/3mm PVC EDGE.

TOP RAIL: MCP W/ MATCHING 3mm PVC EDGE. 19x50mm (TYP.) U.N.O.

TYP. PULL: RICHELIEU #2451 - S.S. FINISH

BASE: REFER TO INTERIOR ELEVATIONS AND ROOM FINISH SCHEDULE.

MILLWORK NOTES:

- PROVIDE CONTINUOUS BLOCKING BEHIND MILLWORK AS NECESSARY; SEAL ALL MILLWORK @ WALL / FLOOR INTERSECTIONS. UNITS TO BE PROVIDED WITH FILLER PANELS, SIZED AS REQUIRED, TO ENCLOSE ENDS AT ADJACENT UNITS OR WALLS.
- MILLWORK UNITS MD06 AND MD06a TO BE LOCKABLE.

Key Plan N.T.S.

No.	Revisions	Date
5	ISSUED FOR CONSTRUCTION	2024-05-21
4	ISSUED FOR ADDENDUM 2	2024-04-19
3	ISSUED FOR PERMIT	2024-04-19
2	ISSUED FOR BIDS	2024-04-09
1	ISSUED FOR PERMIT	2024-03-22

General Contractor shall check and verify all dimensions and report all errors and omissions to the Architect. Do not scale the drawings. Drawings shall not be used for construction purposes until issued by the Architect for construction.

Drawing Title:

MILLWORK DETAILS

Scale: 1:10 Date: 2024 03 12

Drawn by: Checked by:

Job No. Drawing No.

2215-B A106

Key Plan N.T.S.

No.	Revisions	Date
2	ISSUED FOR CONSTRUCTION	2024-05-21
1	ISSUED FOR ADDENDUM 3	2024-04-26
No.	Issue	Date

General Contractor shall check and verify all dimensions and report all errors and omissions to the Architect. Do not scale the drawings. Drawings shall not be used for construction purposes until issued by the Architect for construction.

Drawing Title:

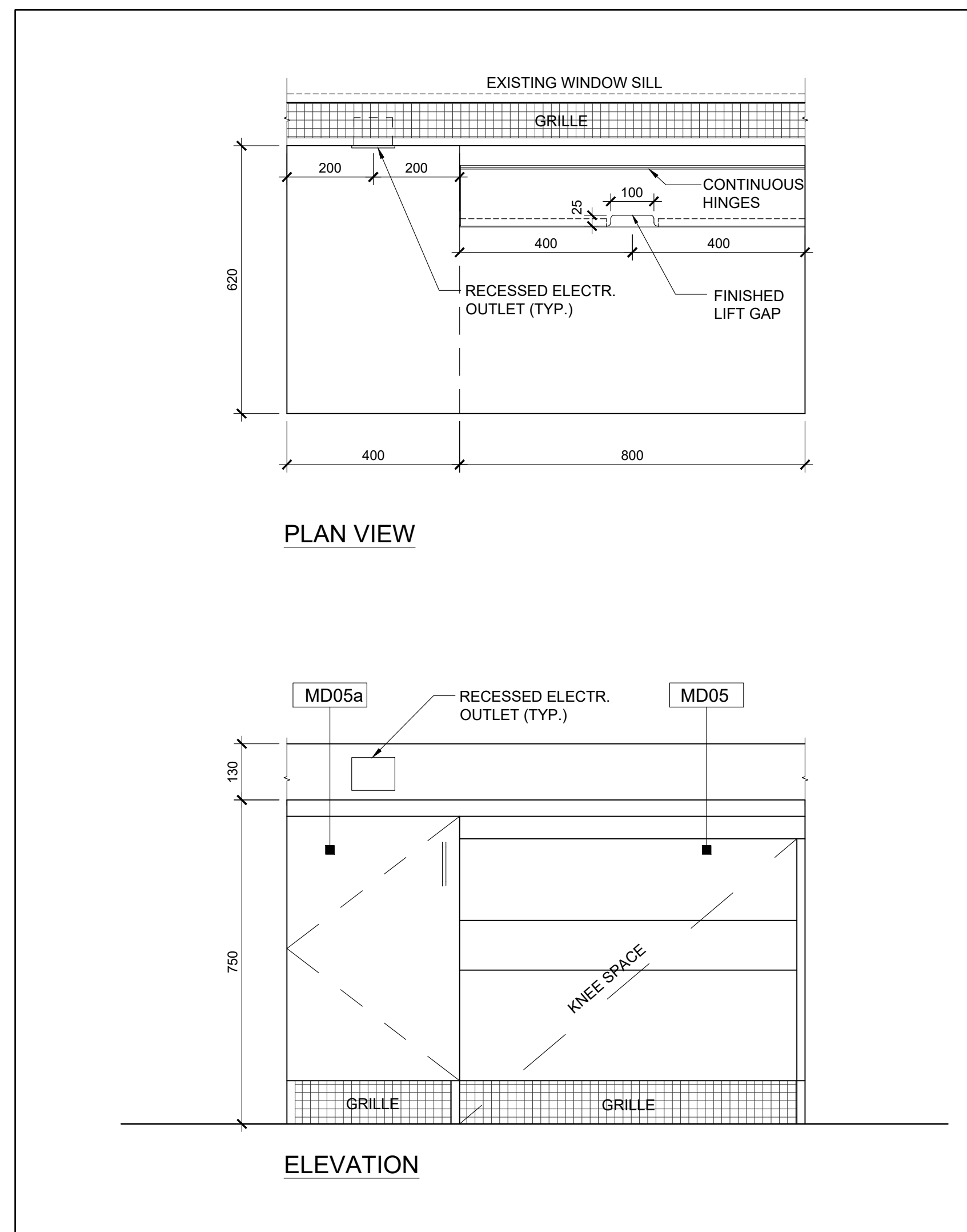
MILLWORK DETAILS

Scale: 1:10 Date: 2024 04 24

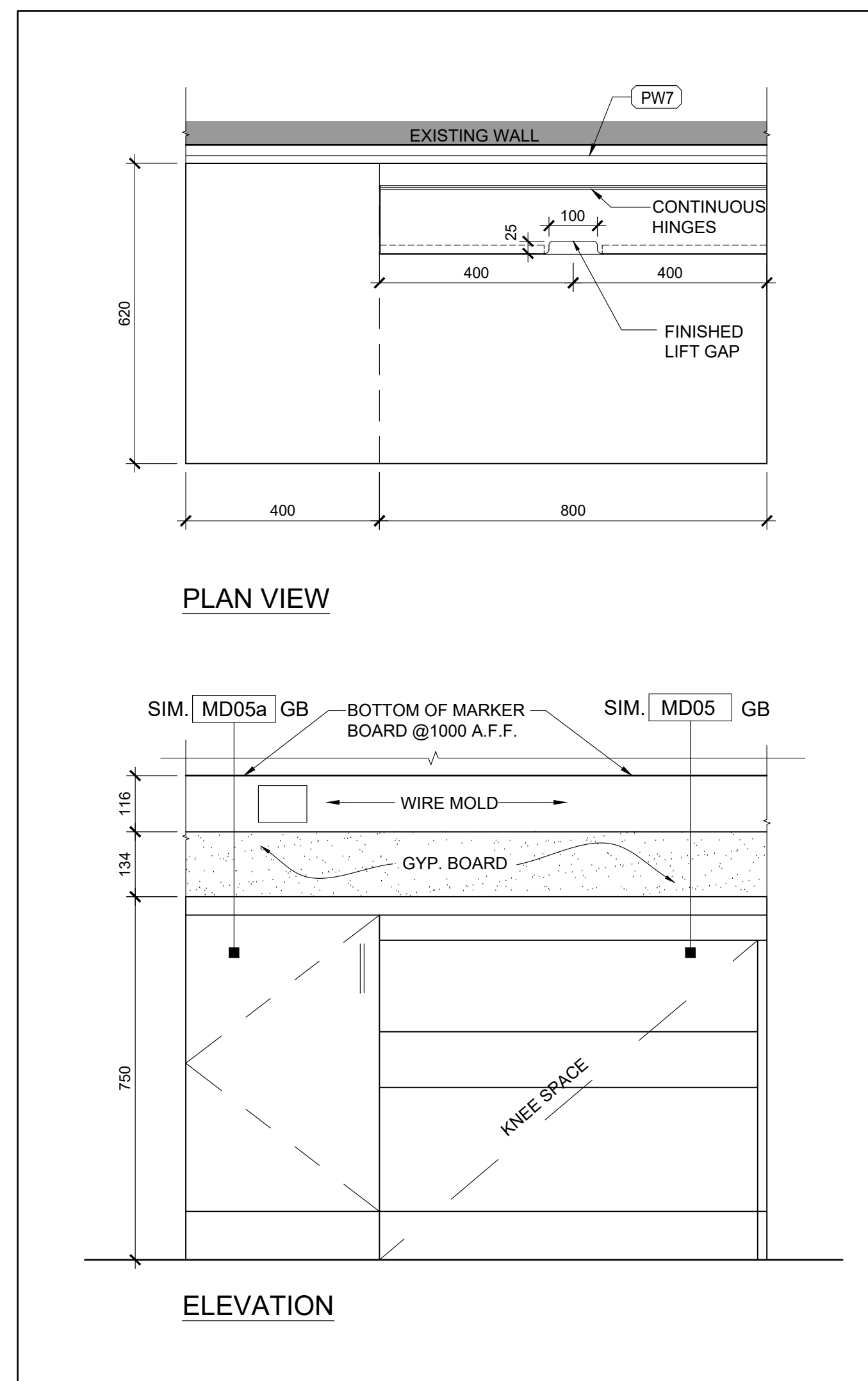
Drawn by: Checked by:

Job No. Drawing No.

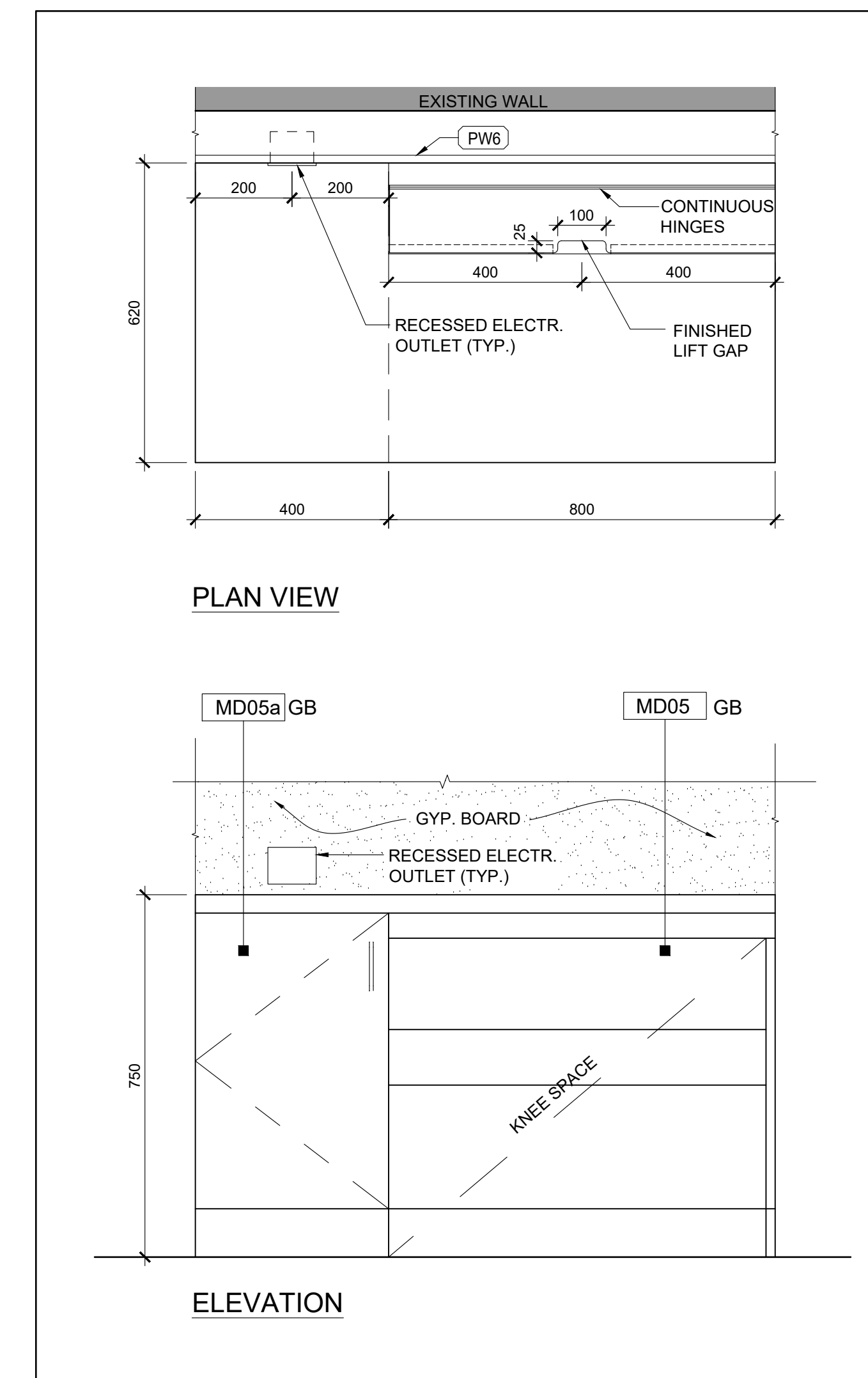
2215-B A106a



1 MILLWORK AT WINDOW LOCATION - PLAN & ELEVATION
 A106a 1:10

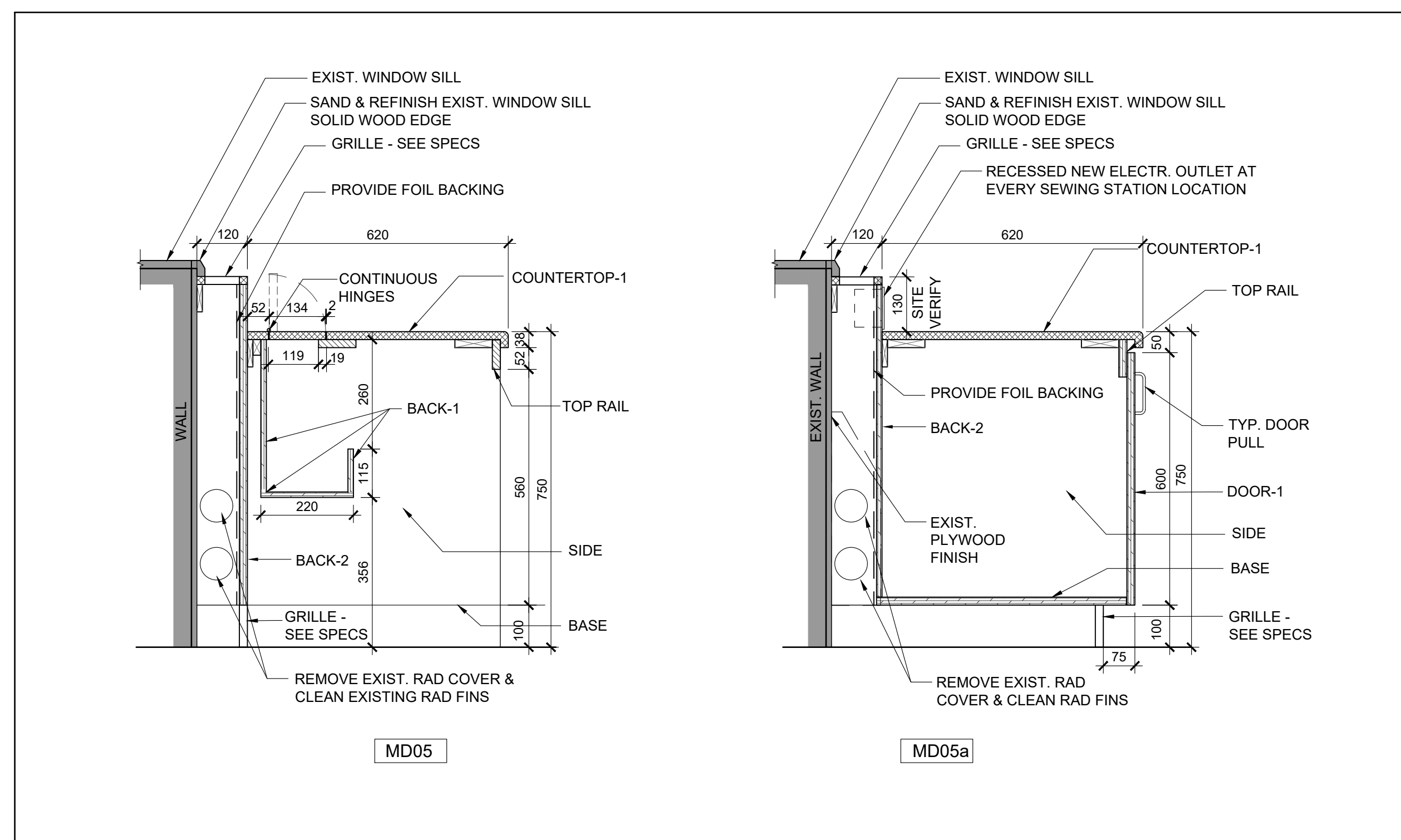


2 MILLWORK AT WALL PW7 LOCATION - PLAN & ELEVATION
 A106a 1:10

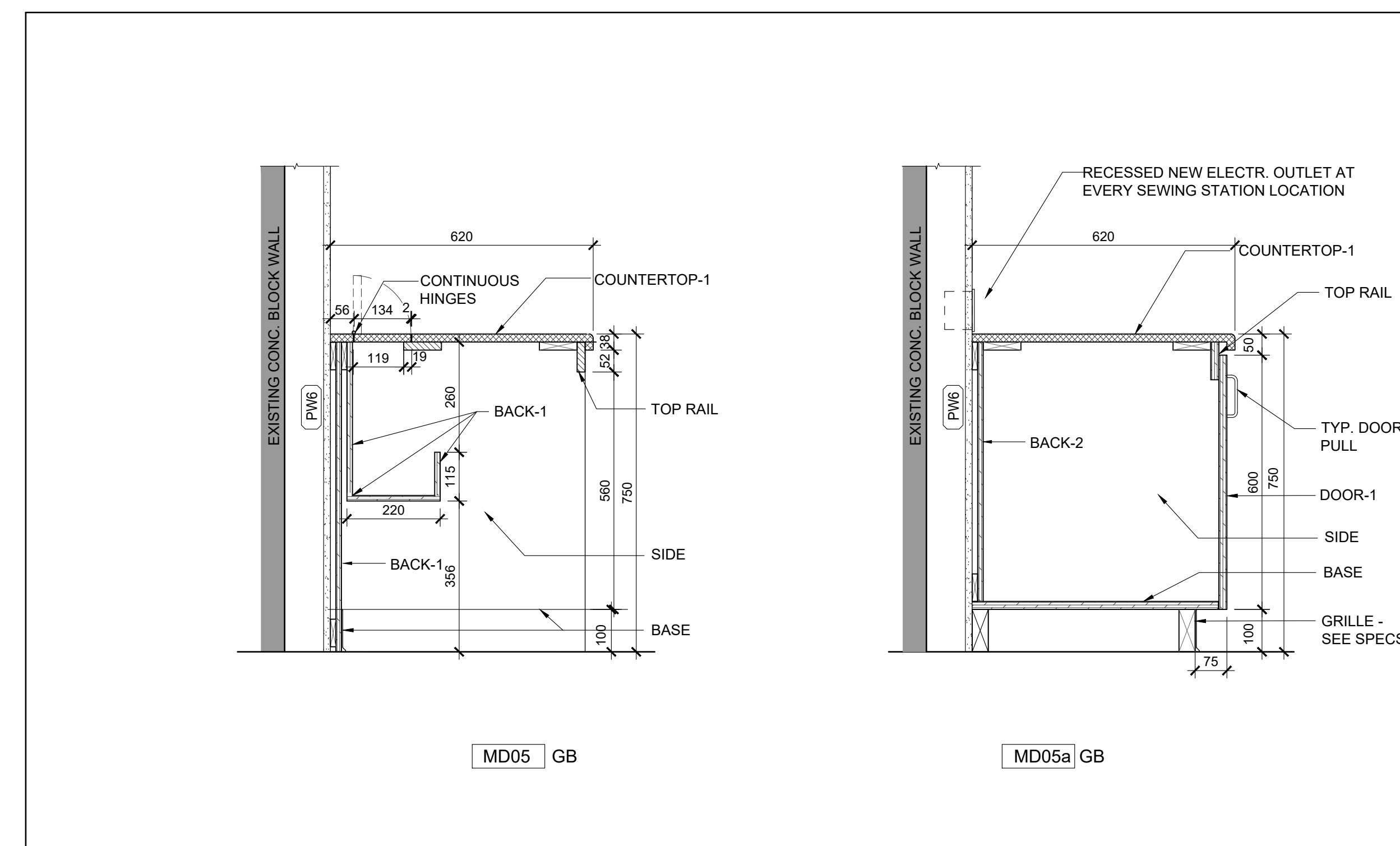


3 MILLWORK AT WALL PW6 WALL LOCATION - PLAN & ELEVATION
 A106a 1:10

NOTE: CONFIRM DIMENSIONS ON SITE PRIOR TO FABRICATION.



4 MILLWORK AT WINDOW LOCATION - SECTION DETAILS
 A106a 1:10



5 MILLWORK AT WALL PW6 LOCATION - SECTION DETAILS
 A106a 1:10

