



## Country Hills Public School

LIBRARY RENOVATION AND GYMNASIUM FLOOR REPLACEMENT  
195 Country Hill Dr, Kitchener, ON N2E 2G7

ISSUED FOR BID MARCH 4, 2024

**CORNERSTONE ARCHITECTURE INCORPORATED**  
ARCHITECT

**MNE ENGINEERING INCORPORATED**  
MECHANICAL & ELECTRICAL ENGINEERS

**MTE CONSULTANTS**  
STRUCTURAL ENGINEER

### DRAWING LIST

#### ARCHITECTURAL

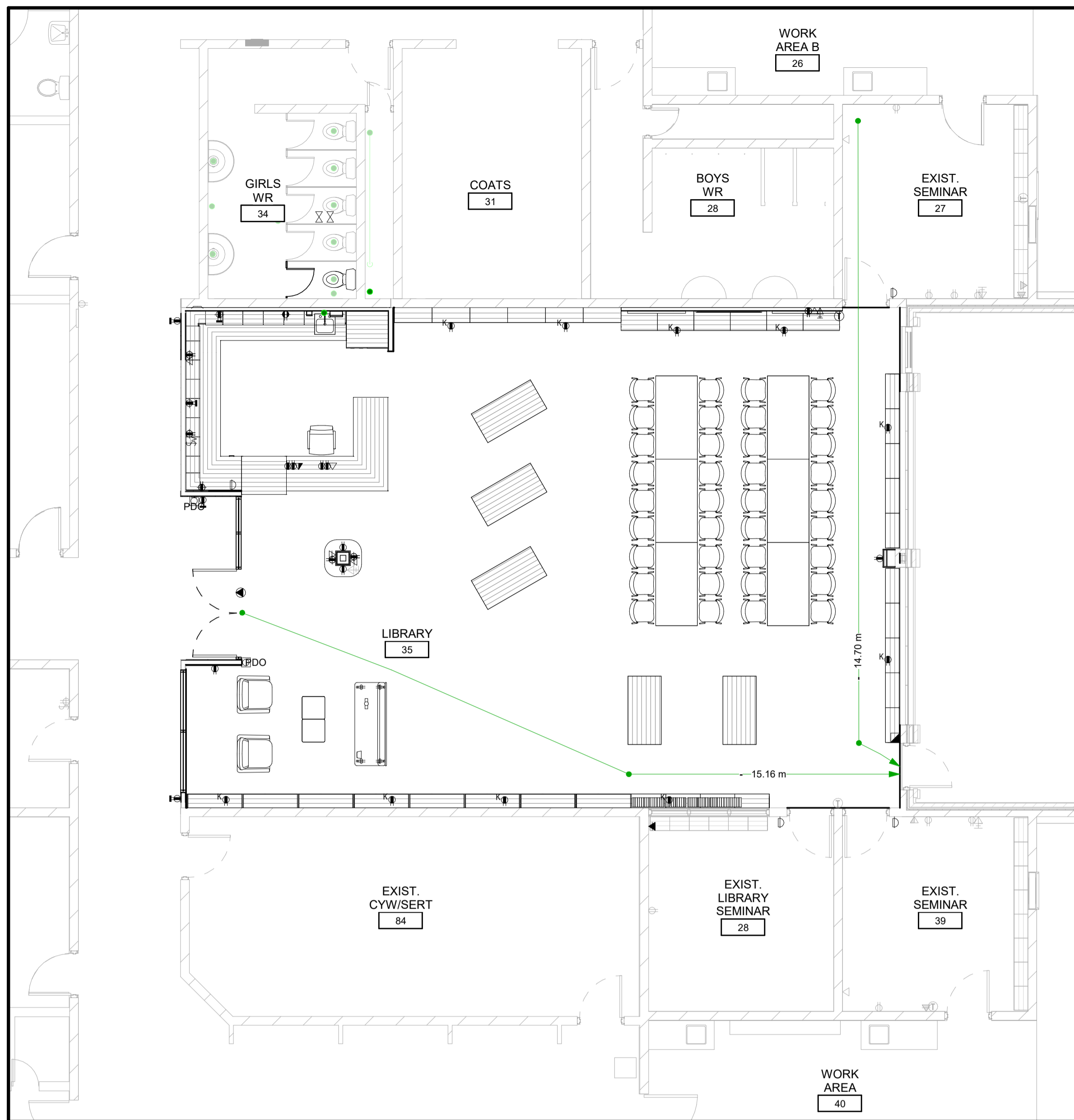
A0.00 COVER PAGE  
A0.01 BUILDING ELEMENTS, OBC DATA, & GENERAL NOTES  
A0.02 DOOR SCHEDULE, DOOR AND FRAME DETAILS, & ROOM FINISH SCHEDULE  
A1.01 OVERALL DEMOLITION PLAN  
A1.02 ENLARGED DEMOLITION PLAN  
A2.01 OVERALL FLOOR PLANS  
A2.02 ENLARGED FLOOR PLANS  
A2.03 ENLARGED FLOOR PLAN - GYM FLOOR LINES  
A3.01 ENLARGED REFLECTED CEILING PLAN AND DETAILS  
A4.01 BUILDING SECTIONS  
A4.02 SECTION DETAILS & PLAN DETAIL  
A5.01 INTERIOR ELEVATIONS  
A6.01 MILLWORK  
A6.02 MILLWORK  
A6.03 MILLWORK  
A6.04 MILLWORK - CIRCULATION DESK  
A6.05 MILLWORK - COLUMN COVERS

#### ELECTRICAL

E1.1 ELECTRICAL LEGEND AND KEY PLAN  
E2.1 ELECTRICAL SCHEMATIC, DETAILS & SCHEDULES  
E3.1 EXISTING ELECTRICAL PLAN  
E4.1 REVISED ELECTRICAL PLAN

#### MECHANICAL

M1.1 LEGEND, KEY PLAN, SCHEDULES, DETAILS & DRAWING LIST  
M2.1 MECHANICAL DEMOLITION PLAN  
M2.2 MECHANICAL RENOVATION PLAN  
SP1.1 SPRINKLERS PLAN



Name of Practice: Cornerstone Architecture Incorporated 110-700 Richmond Street London, ON N6A 5C7 tel (519) 432-6644 fax (519) 432-6737		BUILDING CODE VERSION: CODE 33012 LAST AMENDMENT: CODE 19124
Certificate of Practice No. 2677		
Name of Project: Country Hills Public School		
Project Location: 195 Country Hill Dr, Kitchener, ON N2E 2G7		
ITEM	ONTARIO BUILDING CODE DATA MATRIX PART 11	O.B.C. REFERENCE
11.01	Project Type: <input type="checkbox"/> New <input type="checkbox"/> Addition <input checked="" type="checkbox"/> Renovation <input type="checkbox"/> Change of Use <input type="checkbox"/> Addition & Renovation Description: Interior renovation to Exist. Library & Exist. Gym & Seminar Rooms refinishing.	PART 11 [A] 1.1.2
11.02	Major Occupancy (s): Group A, Division 2	3.1.2.1 (1)
11.03	Superimposed Major Occupancies: <input type="checkbox"/> YES <input checked="" type="checkbox"/> NO Description: N/A	3.2.2.7
11.04	Building Area (m <sup>2</sup> ): Existing: 3,212m <sup>2</sup> New: 0m <sup>2</sup> Total: 3,212m <sup>2</sup>	[A] 1.4.1.2
11.05	Number of Storeys: Above Grade: 1 Below Grade: 0 Height of Building (m): X m	[A] 1.4.1.2 3.2.1.1
11.06	Number of Streets / Fire Fighters Access Routes: 1 STREET - EXISTING	3.2.2.10 & 3.2.5
11.07	Building Size: <input type="checkbox"/> Small <input type="checkbox"/> Medium <input type="checkbox"/> Large <input type="checkbox"/> > Large	Table 11.2.1.1.B - N
11.08	Existing Building Construction: Change in Major Occupancy: <input type="checkbox"/> YES <input checked="" type="checkbox"/> Not Applicable (No Change in Major Occupancy) Construction Index: N/A Hazard Index: N/A Importance Category: <input type="checkbox"/> Low <input type="checkbox"/> Normal <input type="checkbox"/> High <input type="checkbox"/> Post-disaster	11.2.1.1 Table 11.2.1.1.A Table 11.2.1.1.B - N 4.2.1.(3) 5.2.2.1.(2)
11.09	Renovation Type: <input checked="" type="checkbox"/> Basic Renovation <input type="checkbox"/> Extensive Renovation	11.3.3.1 & 11.3.3.2
11.10	Occupant Load based on: <input type="checkbox"/> m <sup>2</sup> / Person <input checked="" type="checkbox"/> Design of building Occupancy Number of Persons TOTAL = Existing (no change)	3.1.17
11.11	Plumbing Fixture Requirements: Ratio: Existing FEMALE: EXISTING MALE: EXISTING	3.7.4
11.12	Barrier-free Design: <input checked="" type="checkbox"/> YES <input type="checkbox"/> NO (EXPLAIN)	11.3.3.2.(2)
11.13	Reduction in Performance Level: Structural: <input type="checkbox"/> YES <input checked="" type="checkbox"/> NO By Increase in Occupant Load: <input type="checkbox"/> YES <input checked="" type="checkbox"/> NO Gy Change in Major Occupancy: <input type="checkbox"/> YES <input checked="" type="checkbox"/> NO Plumbing: <input type="checkbox"/> YES <input checked="" type="checkbox"/> NO Sewage-Systems: <input type="checkbox"/> YES <input checked="" type="checkbox"/> NO Extension of Combustible Construction: <input type="checkbox"/> YES <input checked="" type="checkbox"/> NO	11.4.2.1 11.4.2.2 11.4.2.3 11.4.2.4 11.4.2.5 11.4.2.6
11.14	Compensating Construction: <input type="checkbox"/> YES <input checked="" type="checkbox"/> NO Structural: <input type="checkbox"/> YES <input checked="" type="checkbox"/> NO By Increase in Occupant Load: <input type="checkbox"/> YES <input checked="" type="checkbox"/> NO Gy Change in Major Occupancy: <input type="checkbox"/> YES <input checked="" type="checkbox"/> NO Plumbing: <input type="checkbox"/> YES <input checked="" type="checkbox"/> NO Sewage-Systems: <input type="checkbox"/> YES <input checked="" type="checkbox"/> NO Extension of Combustible Construction: <input type="checkbox"/> YES <input checked="" type="checkbox"/> NO	11.4.3.1 11.4.3.2 11.4.3.3 11.4.3.4 11.4.3.5 11.4.3.6 11.4.3.7
11.15	Compliance Alternatives Proposed: <input type="checkbox"/> YES <input checked="" type="checkbox"/> NO	11.5.1
11.16	Notes:	11.5.1

1 PARTIAL GROUND FLOOR OBC PLAN  
A0.01  
0 1 2.5 5 7.5 m  
1:75

### WALL ASSEMBLY LEGEND

- THIS LEGEND IS APPLICABLE TO TYPICAL WALL CONDITIONS ON ALL FLOOR PLANS. THERE ARE SPECIALIZED CONDITIONS THAT OCCUR, THAT ARE NOTED / DETAILED ELSEWHERE, IN THESE DOCUMENTS.
- ALL NON LOAD BEARING INTERIOR WALLS ARE MS-1 U.N.O.
- WALLS DESCRIBED HERE APPLY ABOVE & BELOW OPENINGS.
- CONTINUITY OF INT WALL ASSEMBLIES:  
4.1. NON-RATED WALL ASSEMBLIES: FULL HEIGHT STUDS w/ GB TERMINATED 100mm ABOVE CEILING - SEE DETAIL.
- ALL WALLS ARE CONSTRUCTED AS 0 HR FIRE SEPARATIONS UNLESS NOTED OTHERWISE.
- FIRE STOP ALL JOINTS AND PENETRATIONS IN FIRE SEPARATIONS.
- ALL WALLS ARE TO BE SEALED NEATLY & TIGHTLY AROUND ALL WALL PENETRATIONS INCLUDING WITHIN SUITES.

### INTERIOR PARTITION WALLS

**MS-1** INTERIOR NON-LEAD BEARING METAL STUD WALL  
- 16mm IMPACT RESISTANT GMWB BOTH SIDES  
- 92mm METAL STUDS @ 400mm O.C.  
- 89mm SOUND BATTS

**MS-1a** - SAME AS MS-1 BUT WITH 16mm IMPACT RESISTANT GMWB ON BOTH SIDES

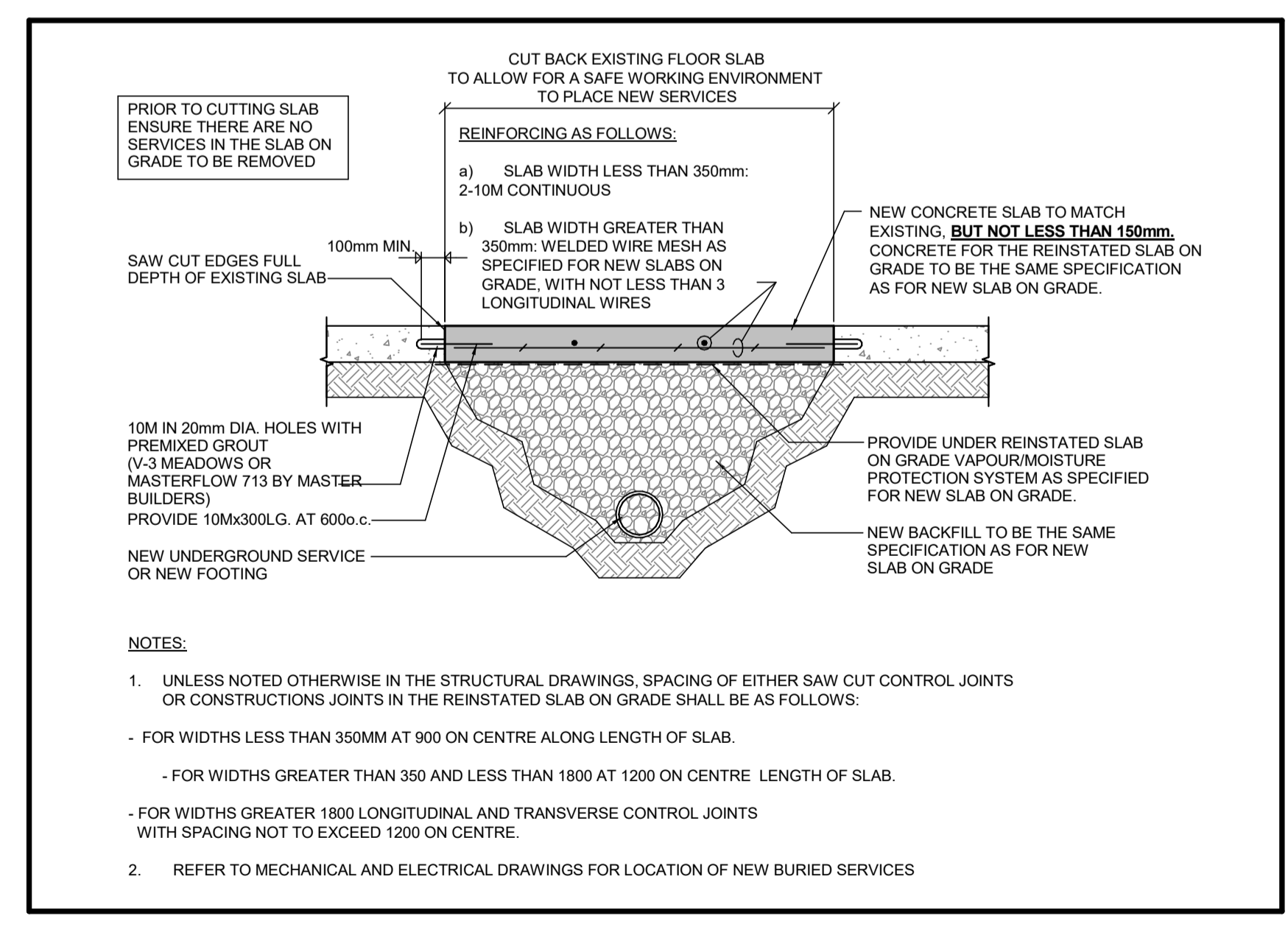
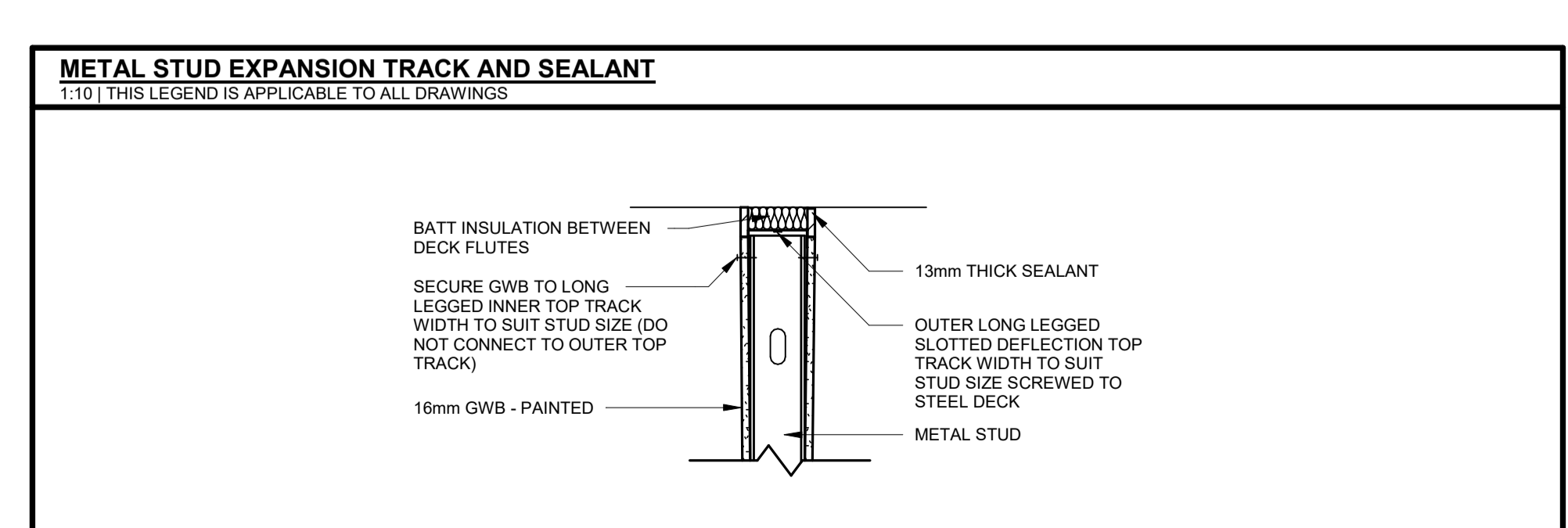
**MS-2** INTERIOR NON-LEAD BEARING METAL STUD FURRING WALL  
- 16mm IMPACT RESISTANT GMWB ONE SIDE  
- 64mm METAL STUDS @ 400mm O.C.

- ### GENERAL NOTES
- THIS LEGEND IS APPLICABLE TO ALL DRAWINGS
- CONTRACTOR TO VERIFY DIMENSIONS ON SITE AND REPORT ALL DISCREPANCIES TO THE ARCHITECT PRIOR TO PROCEEDING.
  - REFER TO FLOOR PLANS FOR FIRE SEPARATION LOCATIONS. CARRY ALL PARTITIONS TO UNDERSIDE OF STRUCTURAL PRECAST SLABS OR METAL DECK UNLESS NOTED OR DETAILED OTHERWISE.
  - FIRE STOP ALL JOINTS AND PENETRATIONS IN FIRE SEPARATIONS.
  - INTERIOR DIMENSIONS ARE FROM FACE OF CONCRETE BLOCK TO FACE OF CONCRETE BLOCK OR FACE OF GYP. WALL BOARD TO FACE OF GYP. WALL BOARD.
  - REFER TO OVERALL FLOOR PLANS FOR FIRE SEPARATIONS.
  - FIRE STOP ALL JOINTS AND PENETRATIONS IN FIRE SEPARATIONS.
  - INFILL ALL EXISTING MECHANICAL OPENINGS WITH NEW BLOCK TO MATCH EXISTING. COORDINATE WITH MECHANICAL DEMOLITION PLANS.
  - USE MOISTURE RESISTANT GMWB IN ALL WASHROOMS, SHOWER ROOMS, AND KITCHEN AREAS.
  - ALL WALLS TO BE CONSTRUCTED AS 0-HOUR FIRE SEPARATIONS UNLESS NOTED OTHERWISE.
  - ALL PARTITIONS TO CARRY OVER OPENINGS UNLESS NOTED OTHERWISE.
  - CONTRACTOR TO RESTORE ALL AREAS DISTURBED BY CONSTRUCTION.
  - ALL DOORS INSTALLED 100mm FROM WALL ON HINGE SIDE UNLESS NOTED OTHERWISE.

### ABBREVIATIONS

AFF	ABOVE FINISHED FLOOR	MECH	MECHANICAL
ALUM	ALUMINUM	mm	MILLIMETRES
ARCH	ARCHITECTURAL	MR	MOISTURE RESISTANT
AT	ACOUSTIC TILE	MW	MILLWORK
B.F.	BARRIER FREE	N.I.C	NOT IN CONTRACT
BLKHD	BULKHEAD	O.C	ON CENTRE
CG	CORNER GUARD	PDO	POWER DOOR OPERATOR
CLG	CEILING	PREFIN	PREFINISHED
CONC	CONCRETE	SND	SANITARY NAPKIN DISPENSER
CONT	CONTINUOUS	SPEC	SPECIFICATIONS
c/w	COMPLETE WITH	STRUC	STRUCTURAL
DIA	DIAMETER	T/O	TOP OF
D.F.	DRINKING FOUNTAIN	TTD	TOILET TISSUE DISPENSER
DWG	DRAWING	TV	TELEVISION (OWNER SUPPLIED)
ELEC	ELECTRICAL	TYP	TYPICAL
EP	ELECTRICAL PANEL	U/S	UNDERSIDE
EXIST	EXISTING	VCT	VINYL COMPOSITE TILE
FEX	FIRE EXTINGUISHER	w/	WITH
FD	FLOOR DRAIN	MIN	MINIMUM
FIN	FINISH	MIRR	MIRROR
GYP BD	GYP SUM BOARD		
HM	HOLLOW METAL		

NOTES, LEGENDS, & ABBREVIATIONS ARE APPLICABLE TO ALL DRAWINGS



2 TYPICAL SLAB CUT DETAIL  
A0.01  
0 100 200 500 1000 mm  
1:10

### LINTEL SCHEDULE

L-1	2-L89X89X6.4 WITH 200mm OF BEARING AT EACH END.
-----	---

### ENGINEER'S STAMP

PROFESSIONAL ENGINEER  
J.A. GILLET  
100187653  
2024-02-29  
PROVINCE OF ONTARIO

FOR STEEL LINTEL ONLY

110-700 Richmond St. London, ON Canada N6A 5C7  
P 519 432 6644 F 519 432 6737  
cornerstonearchitecture.ca

© 2024 Cornerstone Architecture Incorporated. All Rights Reserved.

2024-02-29 ISSUED FOR TENDER

**CORNERSTONE**  
ARCHITECTURE

**WATERLOO REGION**  
DISTRICT SCHOOL BOARD

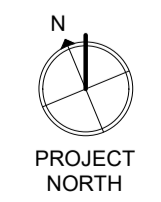
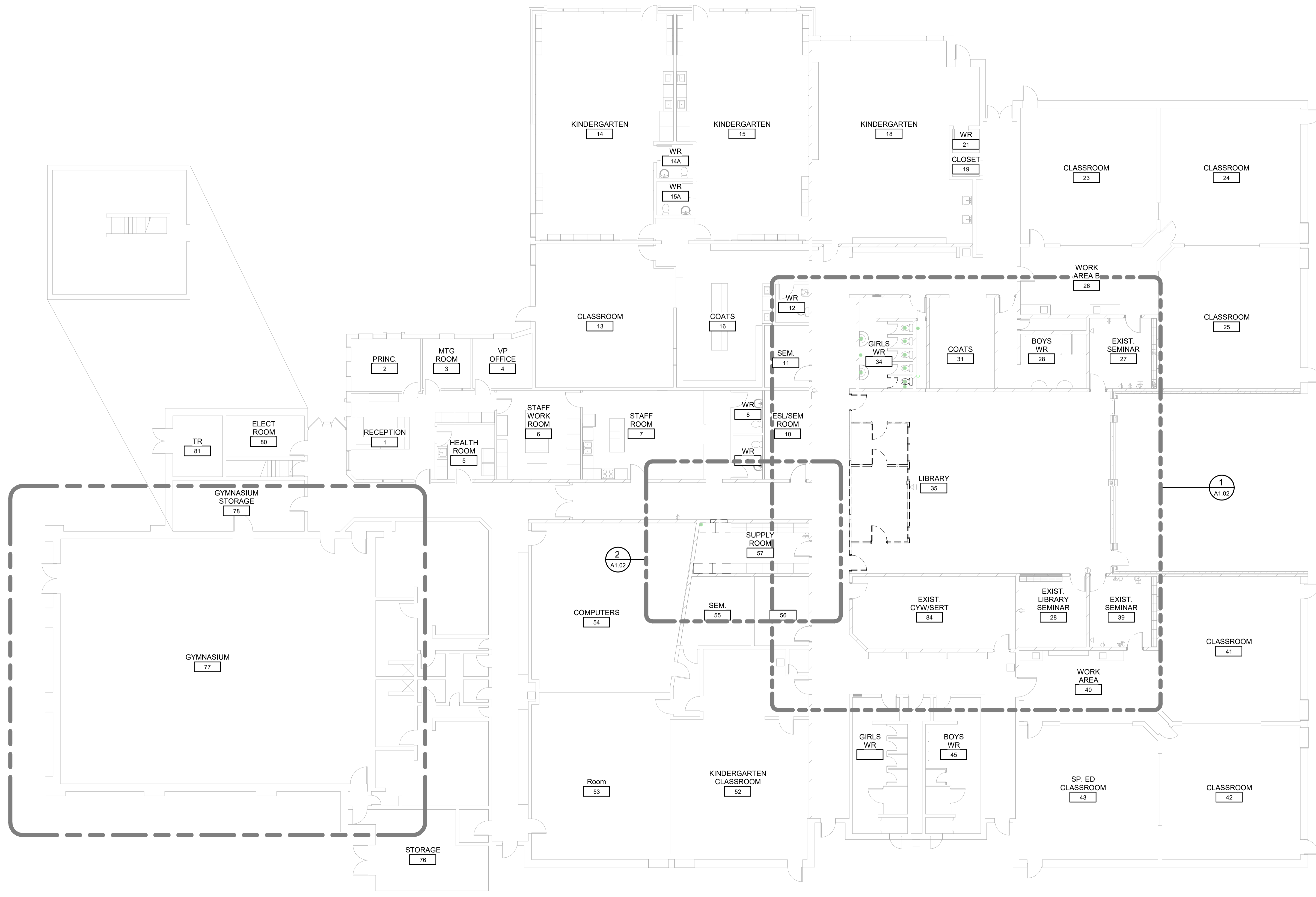
Country Hills Public School  
LIBRARY RENOVATION AND GYMNASIUM FLOOR REPLACEMENT  
BUILDING ELEMENTS, OBC DATA, & GENERAL NOTES

195 Country Hill Dr., Kitchener, ON N2E 2G7  
Project No.: 1065C  
Plot Date: 2024-02-29  
Drawn By: CAI

**A0.01**



NOTE: REMOVE AND REINSTALL CEILING TILE THROUGHOUT AS REQUIRED TO ACCOMMODATE MECHANICAL/ELECTRICAL WORK. (REFER TO MECH/ELEC) SALVAGED CEILING TILE TO BE CAREFULLY REMOVED AND STORED FOR REINSTALLATION.



110-700 Richmond St. London, ON Canada N6A 5Z7  
P 519 432 6644 F 519 432 6737  
cornerstonearchitecture.ca

© 2024 Cornerstone Architecture Incorporated. All Rights Reserved.

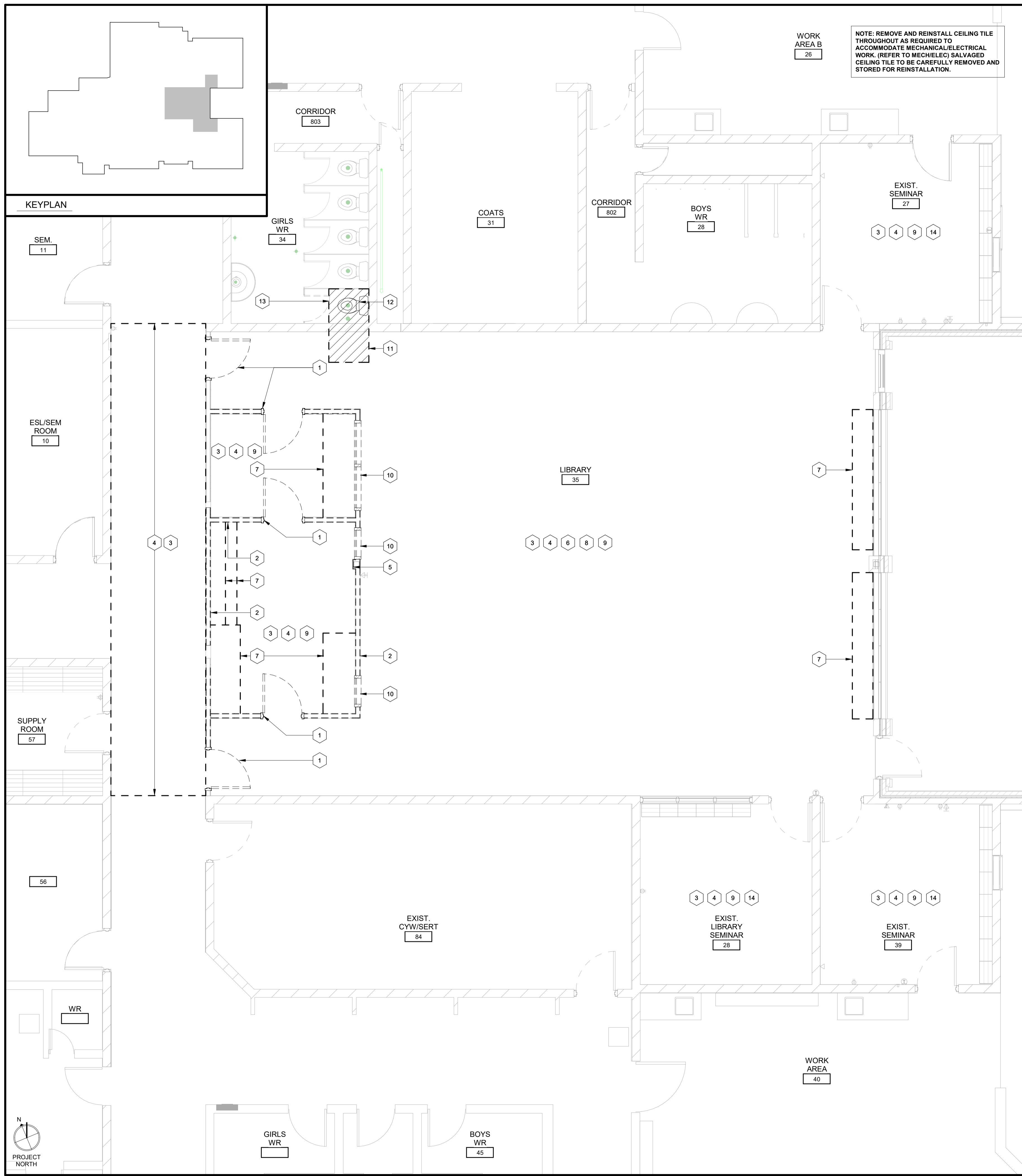
**CORNERSTONE**  
ARCHITECTURE

2024.02.29 ISSUED FOR TENDER



Country Hills Public School  
LIBRARY RENOVATION AND GYMNASIUM FLOOR REPLACEMENT  
OVERALL DEMOLITION PLAN

195 County Hill Dr., Kitchener, ON N2E 2G7  
Project No.: 1065C  
Drawn By: CAI  
Plot Date: 2024-02-29



**GENERAL DEMOLITION NOTES**  
 THESE NOTES ARE APPLICABLE TO ALL DRAWINGS.

- CONTRACTOR TO VERIFY ALL DIMENSION ON SITE AND REPORT ANY DISCREPANCIES TO THE ARCHITECT PRIOR TO PROCEEDING WITH WORK.
- DEMOLITION PLANS ARE TO BE READ IN CONJUNCTION WITH FLOOR PLANS.
- CONFIRM THE REMOVAL OF EXISTING ROOFING MATERIAL WITH ROOFING CONSULTANT.
- CONFIRM THE REMOVAL OF ALL MECHANICAL EQUIPMENT WITH MECHANICAL DRAWINGS.
- CONFIRM THE REMOVAL OF ALL ELECTRICAL EQUIPMENT WITH ELECTRICAL DRAWINGS.
- CONFIRM THE EXTENT AND DIMENSION OF ALL AREAS TO BE REMOVED WITH FLOOR PLANS.
- WORK TO BE PERFORMED BY THE FOLLOWING TERMS:
  - 'REMOVE' - ITEM SHALL BE REMOVED AND DEMOLISHED.
  - 'RELOCATE' - ITEM SHALL BE CAREFULLY REMOVED AND RELOCATED AS INDICATED.
  - 'RTO' AND - ITEM SHALL BE CAREFULLY REMOVED AND RETURNED TO OWNER.
  - 'SALVAGE' - ITEM SHALL BE CAREFULLY REMOVED AND PROTECTED/ STORED FOR REINSTALLATION.

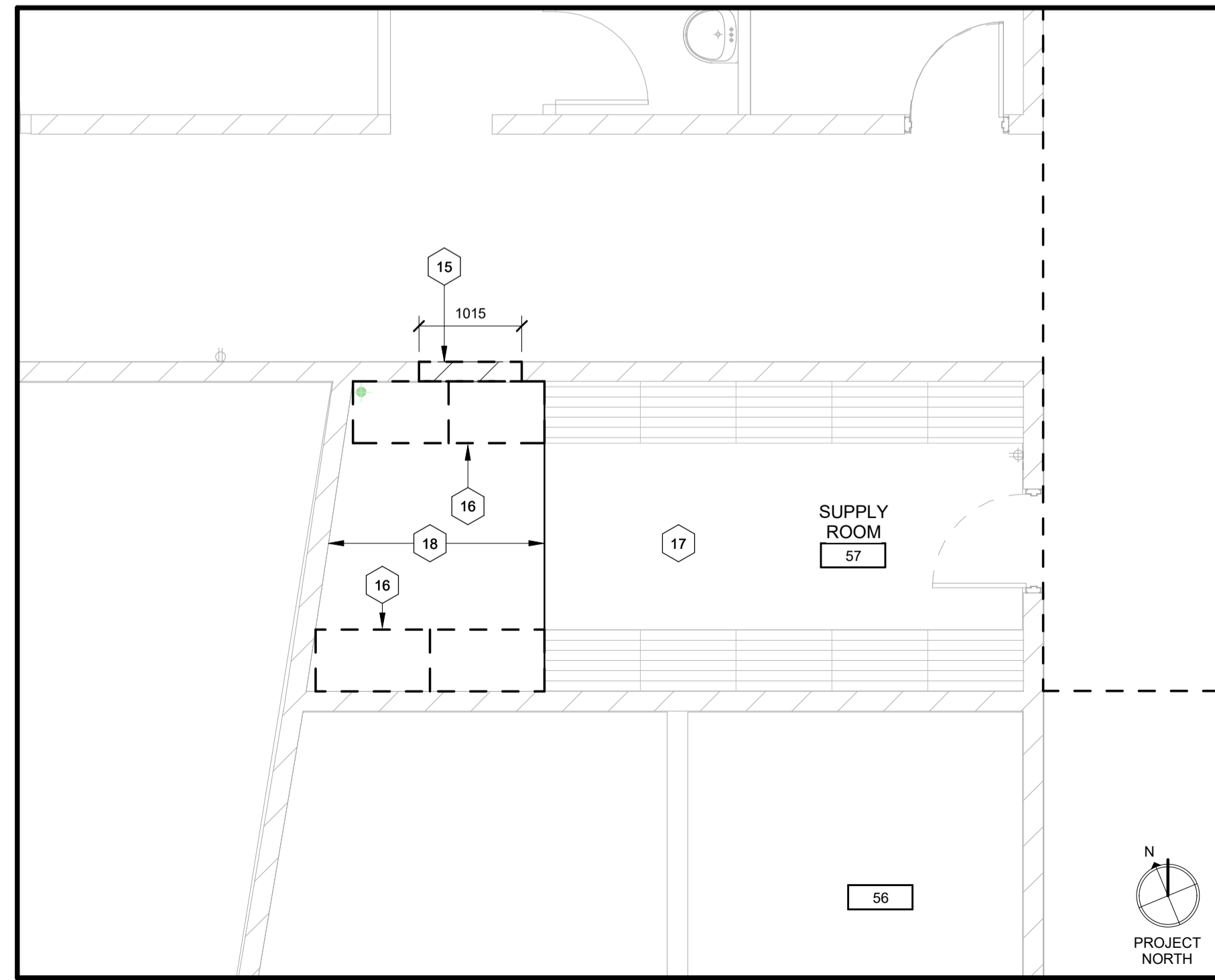
- WHERE EXISTING FLOOR FINISHES ARE TO BE REMOVED INCLUDE THE REMOVAL OF EXISTING FLOOR BASE.
- WHERE EXISTING WALLS ARE TO BE REMOVED INCLUDE THE REMOVAL OF TERRAZZO WALL BASE IF APPLICABLE.
- SALVAGE EXISTING WASHROOM ACCESSORIES, INCLUDING SOAP DISPENSERS, PAPER TOWEL DISPENSERS, DISPOSALS, AND MIRRORS UNLESS NOTED OTHERWISE.
- REMOVAL OF CONCRETE BASES AND PEDESTALS RELATING TO MECH. AND ELEC. EQUIPMENT BY GENERAL CONTRACTOR. REFER TO MECH. AND ELEC. DRAWINGS.
- REFER TO ASBESTOS REPORT FOR LOCATIONS OF ASBESTOS PRODUCTS.
- OWNER TO REMOVE ALL SMARTBOARDS, PROJECTORS AND ELECTRONIC DEVICES PRIOR TO ANY WORK COMMENCING.
- REMOVE AN ASBESTOS TILE OR GYP. BD. ABOVE EXISTING LAY-IN TILE CEILINGS.
- TOOTH-IN NEW MASONRY WITH EXISTING MASONRY UNITS. TYP.

**DEMOLITION LEGEND**  
 APPLICABLE TO DEMOLITION DRAWINGS

	EXISTING CONSTRUCTION TO REMAIN
	EXISTING CONSTRUCTION TO BE DEMOLISHED
	BREAK OUT NEW OPENINGS IN EXISTING WALL
	EXISTING DOOR TO REMAIN
	REMOVE EXISTING DOOR & FRAME. REMOVE ALL DOOR HARDWARE, (HINGES, LOCKSETS, & CLOSURES)
	REMOVE, RELOCATED OR SALVAGE EXISTING MILLWORK c/w SINKS, FITTINGS & ACCESSORIES AS INDICATED
	INDICATES REMOVAL OF FLOOR FINISH, CONCRETE SLAB, AND CONC. BLOCK AS REQ'D FOR MECHANICAL WORK
	REFER TO DEMOLITION KEY NOTE LEGEND

**DEMOLITION KEY NOTES**

Name	NOTE
1	REMOVE EXISTING HOLLOW METAL DOOR AND FRAME IN ITS ENTIRETY. MAKE GOOD SURFACES TO ACCEPT NEW FINISH.
2	REMOVE EXISTING WALL IN ITS ENTIRETY.
3	REMOVE EXISTING FLOORING c/w BASE AND ADHESIVE TO CONCRETE SLAB. MAKE GOOD SURFACES TO ACCEPT NEW FINISH.
4	REMOVE EXISTING ACOUSTIC TILE CEILING IN ITS ENTIRETY c/w ALL SUPPORTS AND ASSOCIATED FIXTURES. (REFER TO MECH & ELEC. FOR REMOVAL OF FIXTURES)
5	REMOVE EXISTING GYPSUM BOARD AND FRAMING TO EXPOSE EXISTING COLUMN
6	ALL EXISTING UN-TOOLED GROUT JOINTS ABOVE EXISTING CEILING ARE TO BE GROUND SMOOTH TO FACE OF BLOCK.
7	REMOVE EXISTING MILLWORK IN ITS ENTIRETY.
8	REMOVE ALL EXISTING FURNITURE, SHELVING, AND ALL ASSOCIATED ACCESSORIES.
9	SALVAGE AND RTO ALL TACKBOARDS, WHITEBOARDS AND CHALKBOARDS
10	REMOVE EXISTING HOLLOW METAL WINDOW IN ITS ENTIRETY.
11	CUT EXISTING SLAB TO ACCOMMODATE MECHANICAL WORK. (REFER TO MECH.)
12	SALVAGE EXISTING TOILET. (REFER TO MECH.)
13	SALVAGE TOILET PARTITION AND ALL ASSOCIATED ACCESSORIES.
14	EXISTING MILLWORK TO REMAIN. PROTECT EXISTING MILLWORK FROM DAMAGE DURING CONSTRUCTION.
15	REMOVE PORTION OF EXISTING CONCRETE BLOCK WALL TO ALLOW FOR NEW DOOR INSTALLATION. PROVIDE TEMPORARY SHORING FOR INSTALLATION OF NEW LINTEL ABOVE.
16	REMOVE TWO SHELVING UNITS IN THEIR ENTIRETY. PROTECT EXISTING MILLWORK DURING CONSTRUCTION. MAKE GOOD SURFACES TO ACCEPT NEW FINISH.
17	REWORK EXISTING CEILING TO SUIT NEW WALL.
18	REMOVE EXISTING CEILING IN NEW IT ROOM AND ANY ASSOCIATED ACCESSORIES.



110-700 Richmond St. London, ON Canada N6A 5Z7  
 P 519 432 6644 F 519 432 6737  
 cornerstonearchitecture.ca

**CORNERSTONE**  
 ARCHITECTURE  
 ISSUED FOR TENDER



195 County Hill Dr., Kitchener, ON N2E 2G7  
 Project No.: 1065C  
 Drawn By: CAI  
 Plot Date: 2024-02-29

**Country Hills Public School**  
 LIBRARY RENOVATION AND GYMNASIUM FLOOR REPLACEMENT  
**ENLARGED DEMOLITION PLAN**

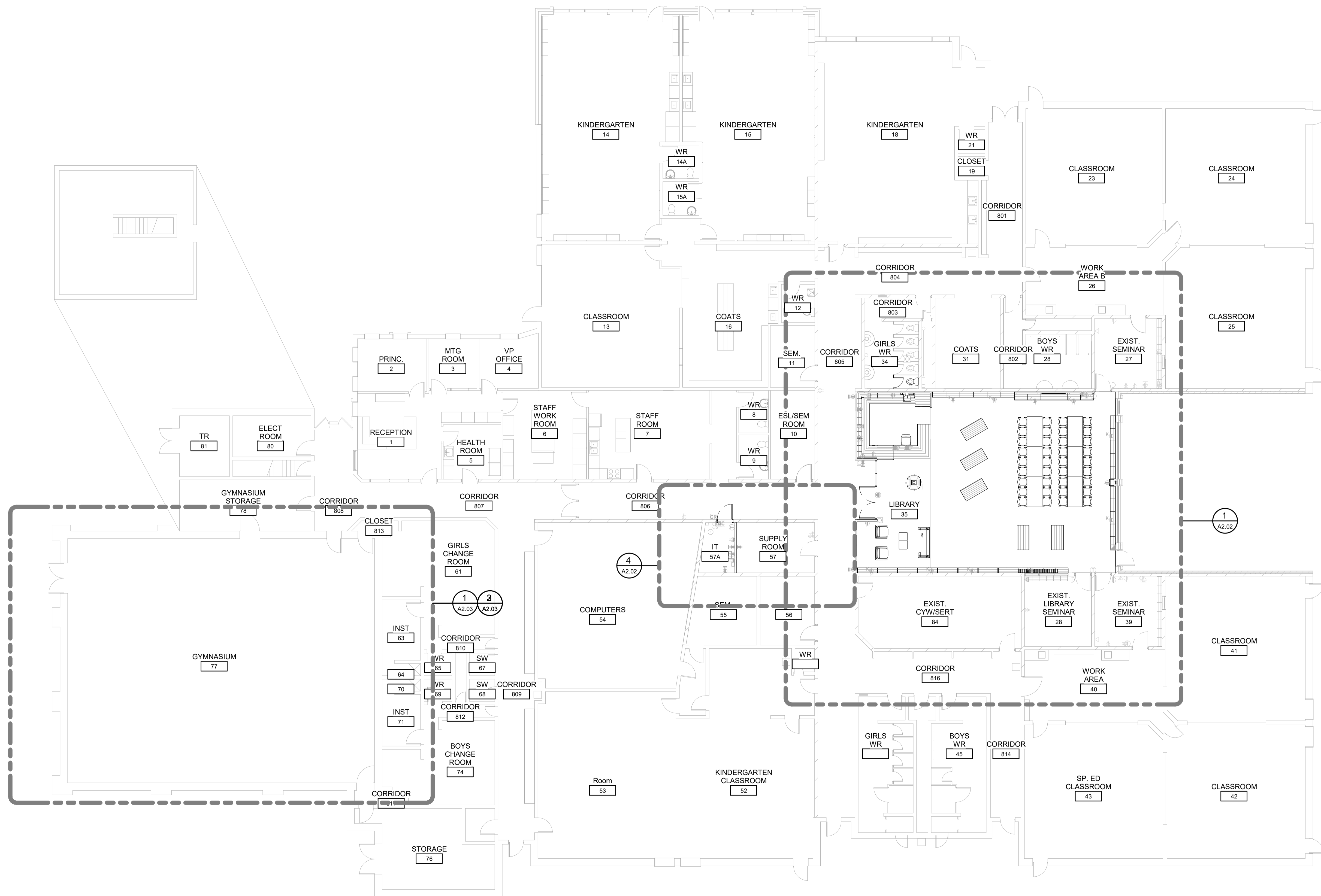
**A1.02**

1 ENLARGED DEMOLITION PLAN

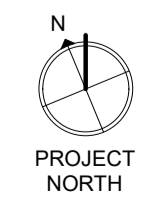
0 0.5 1 2.5 5m  
 1:50

2 ENLARGED DEMOLITION PLAN

0 0.5 1 2.5 5m  
 1:50



1 PARTIAL FIRST FLOOR PLAN - OPTION 2  
A2.01



110-700 Richmond St. London, ON Canada N6A 5Z7  
P 519 432 6644 F 519 432 6737  
cornerstonearchitecture.ca

**CORNERSTONE**  
ARCHITECTURE

© 2024 Cornerstone Architecture Incorporated. All Rights Reserved.



# Country Hills Public School

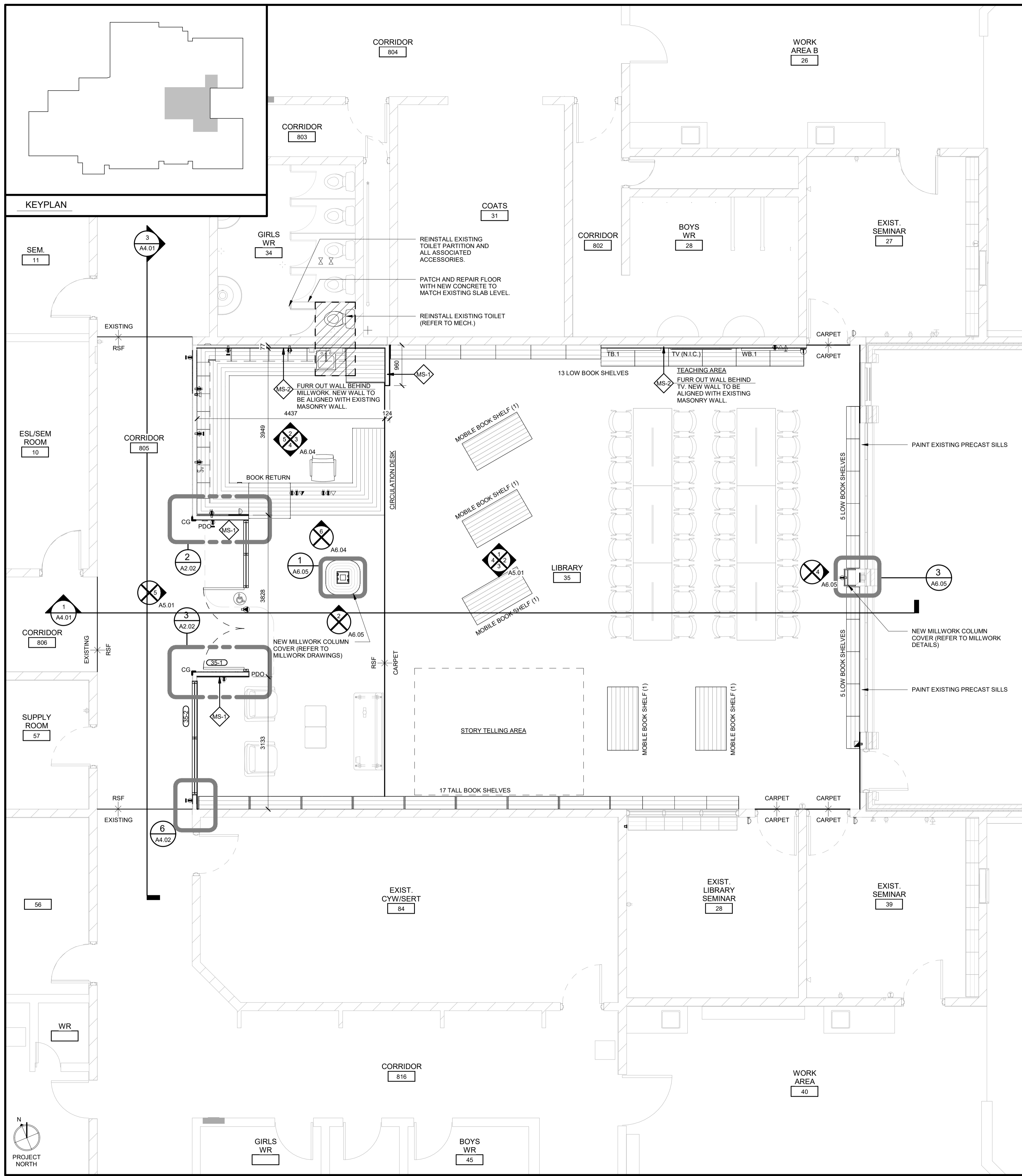
195 County Hill Dr., Kitchener, ON N2E 2G7

LIBRARY RENOVATION AND GYMNASIUM FLOOR REPLACEMENT

## OVERALL FLOOR PLANS

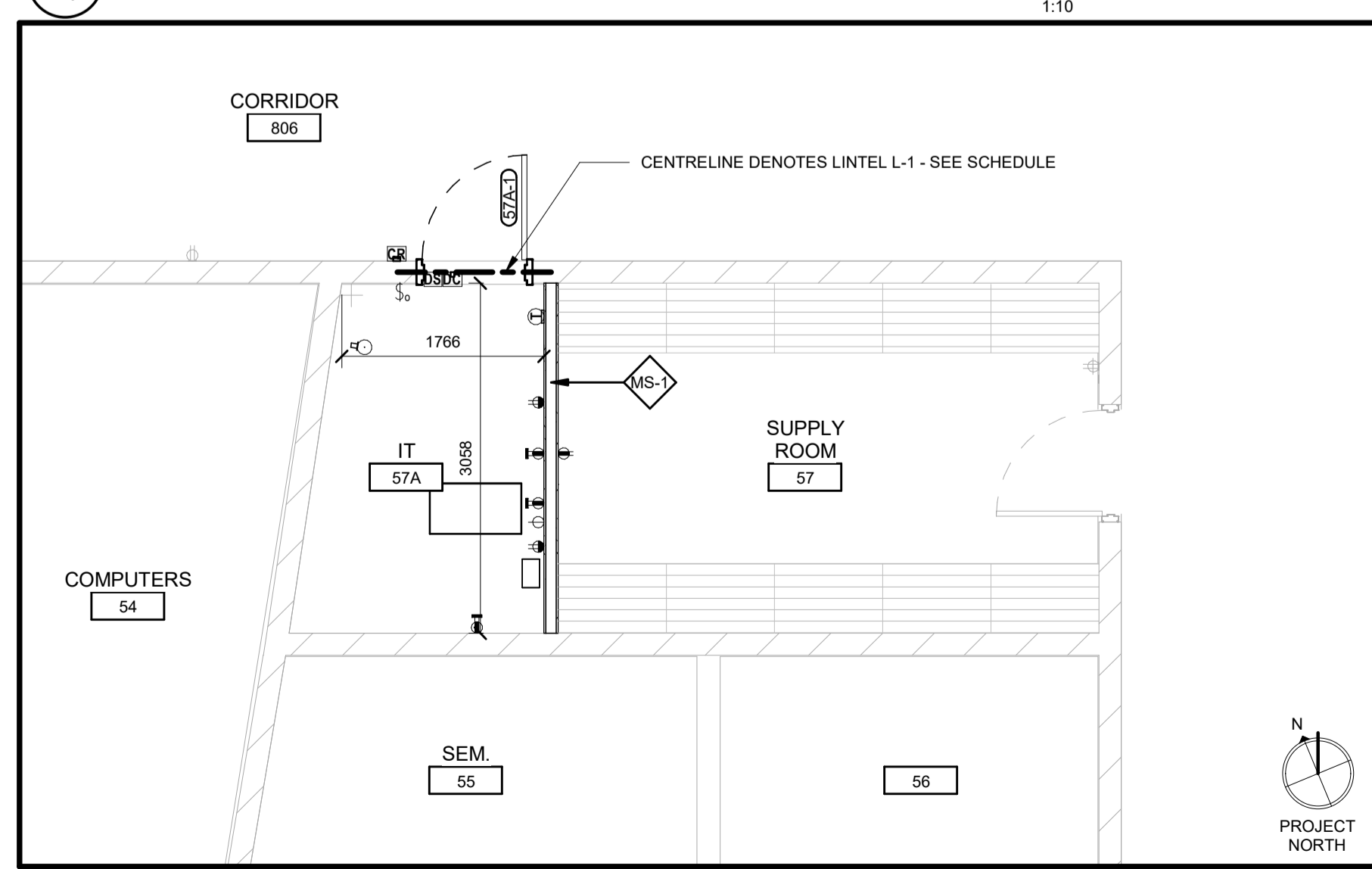
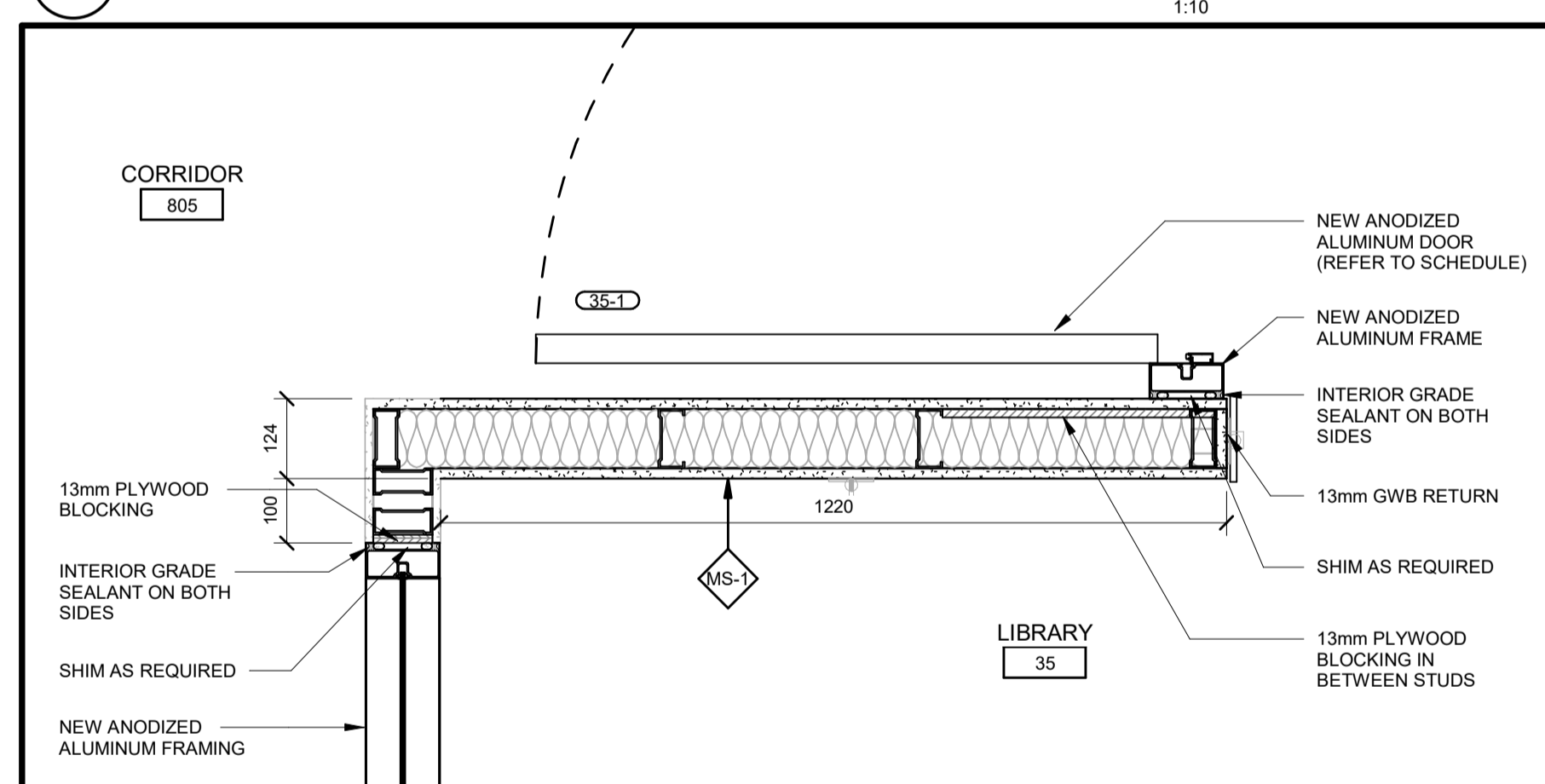
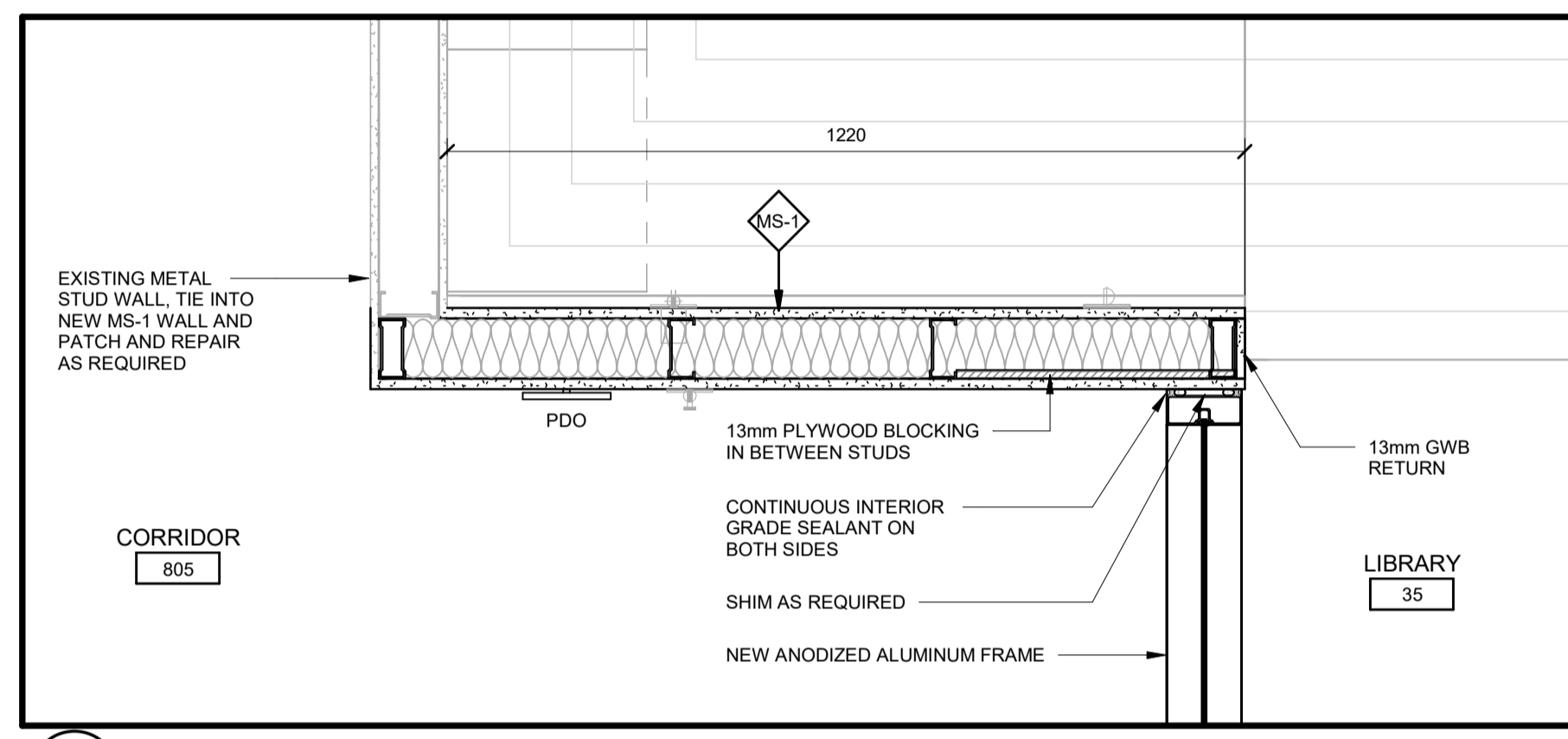
Project No.: 1065C  
Drawn By: CAI  
Plot Date: 2024-02-29

A2.01



**SYMBOL LEGEND**  
APPLICABLE TO ALL DRAWINGS

	ROOM NAME		ROOM NAME/NUMBER (SEE ROOM FINISH SCHEDULE)		CONSTRUCTION ASSEMBLY TYPE - (SEE ASSEMBLY LEGENDS ON DRAWING A0.01)
	DOOR/INTERIOR WINDOW NUMBER (SEE DOOR & FRAME SCHEDULE)		WINDOW ASSEMBLY TYPE - (SEE EXTERIOR ELEVATIONS & WINDOW SCHEDULE)		SECTION / DETAIL NUMBER
	INTERIOR WALL ELEV. IDENTIFICATION NUMBER		NEW GRID LINE		DRAWING SHEET NUMBER LOCATION
	MILLWORK - (SEE INTERIOR ELEVATIONS & MILLWORK DETAILS IN SPEC)		BARRIER FREE POWER DOOR OPERATOR		FIRE EXTINGUISHER (SEE FIRE PROTECTION)
	RECESSED ELECTRICAL PANEL (SEE ELECTRICAL DWG'S)		WEEPING TILE AND UNDER FLOOR DRAINAGE (SEE GEO-TECH REPORT)		WATER CLOSET (SEE MECHANICAL DWG'S)
	RECESSED FIRE HOSE CABINET (SEE FIRE PROTECTION)		DENOTES SLOPE OF CONC. SLAB		
	RECESSED FIRE EXTINGUISHER IN CABINET (SEE FIRE PROTECTION)				



110-700 Richmond St. London ON Canada N6A 5Z7  
P 519 432 6644 F 519 432 6737  
cornerstonearchitecture.ca

© 2024 Cornerstone Architecture Incorporated. All Rights Reserved.

**CORNERSTONE**  
ARCHITECTURE

2024.02.29 ISSUED FOR TENDER



195 County Hill Dr., Kitchener, ON N2E 2G7

Project No.: 1065C

Drawn By: CAI

Plot Date: 2024-02-29

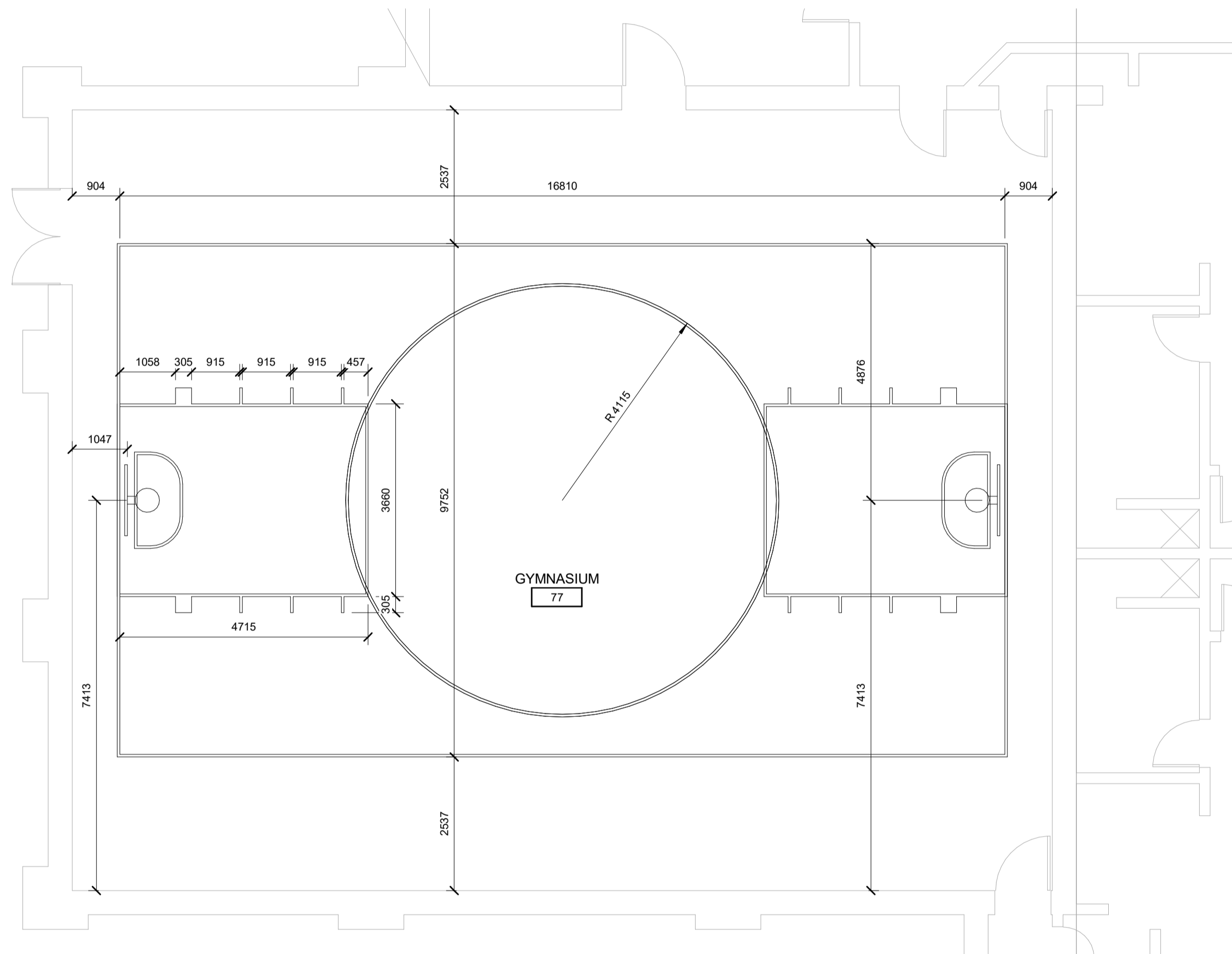
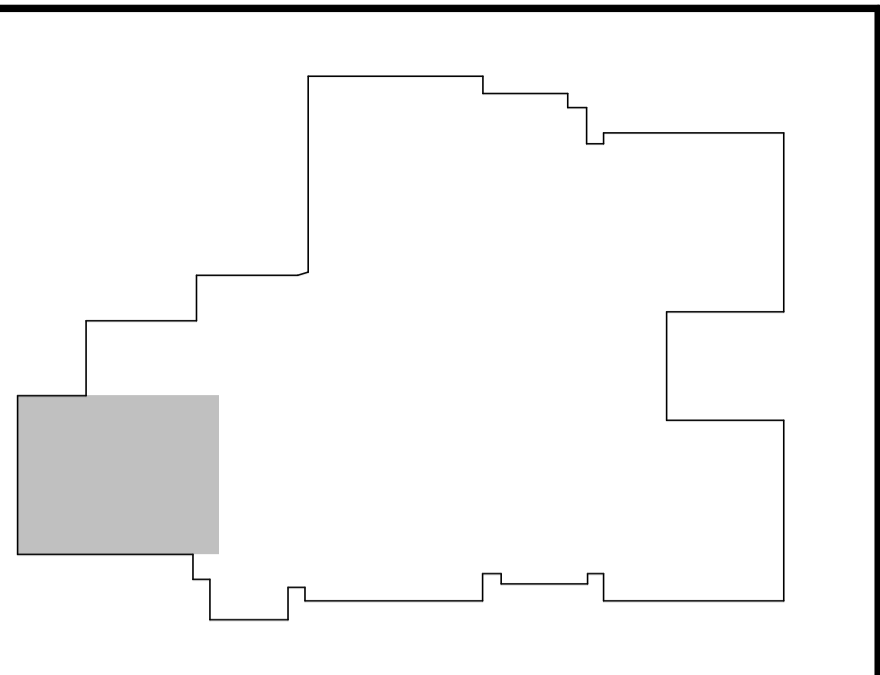
**Country Hills Public School**

LIBRARY RENOVATION AND GYMNASIUM FLOOR REPLACEMENT

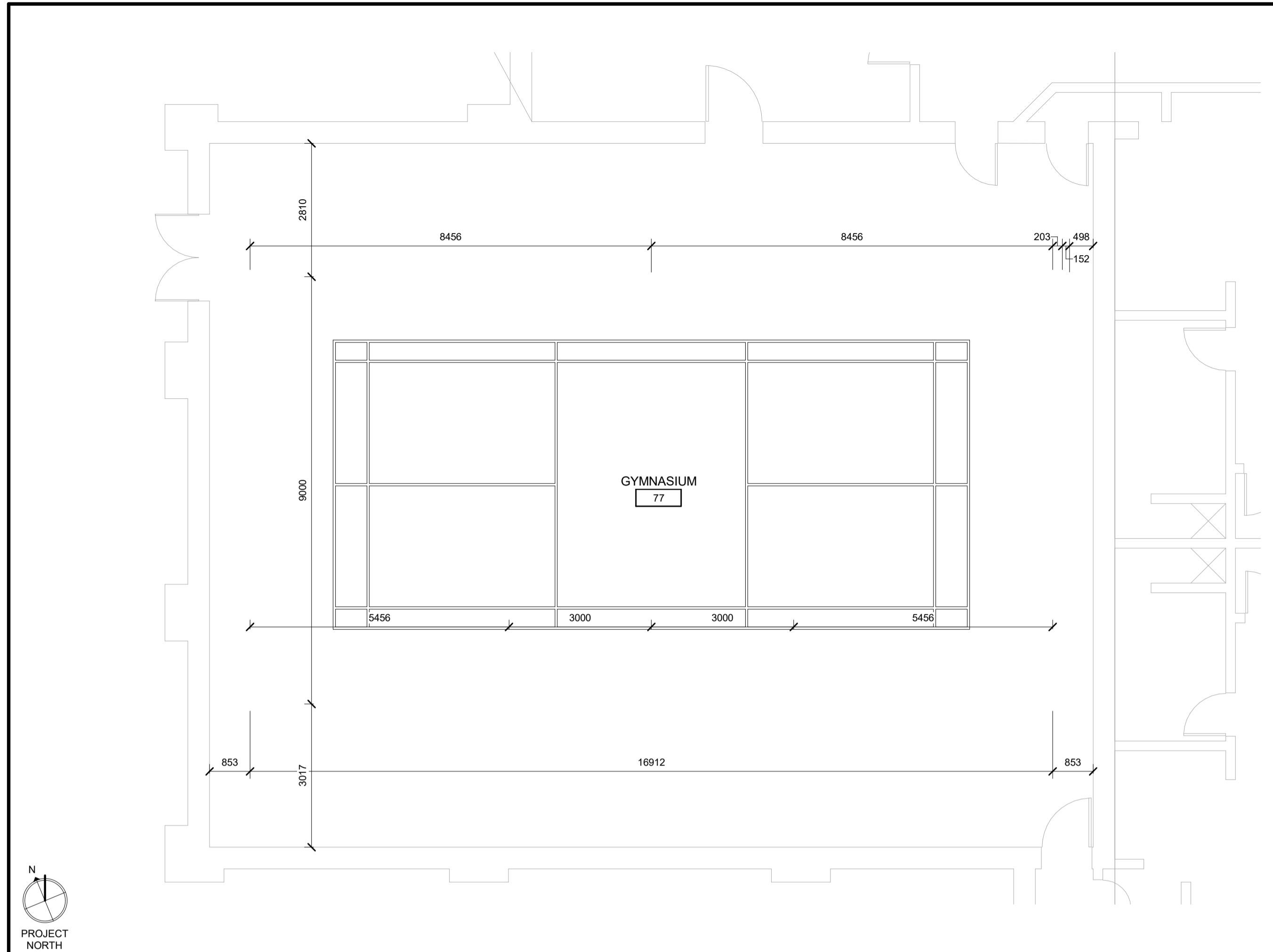
**ENLARGED FLOOR PLANS**

**A2.02**

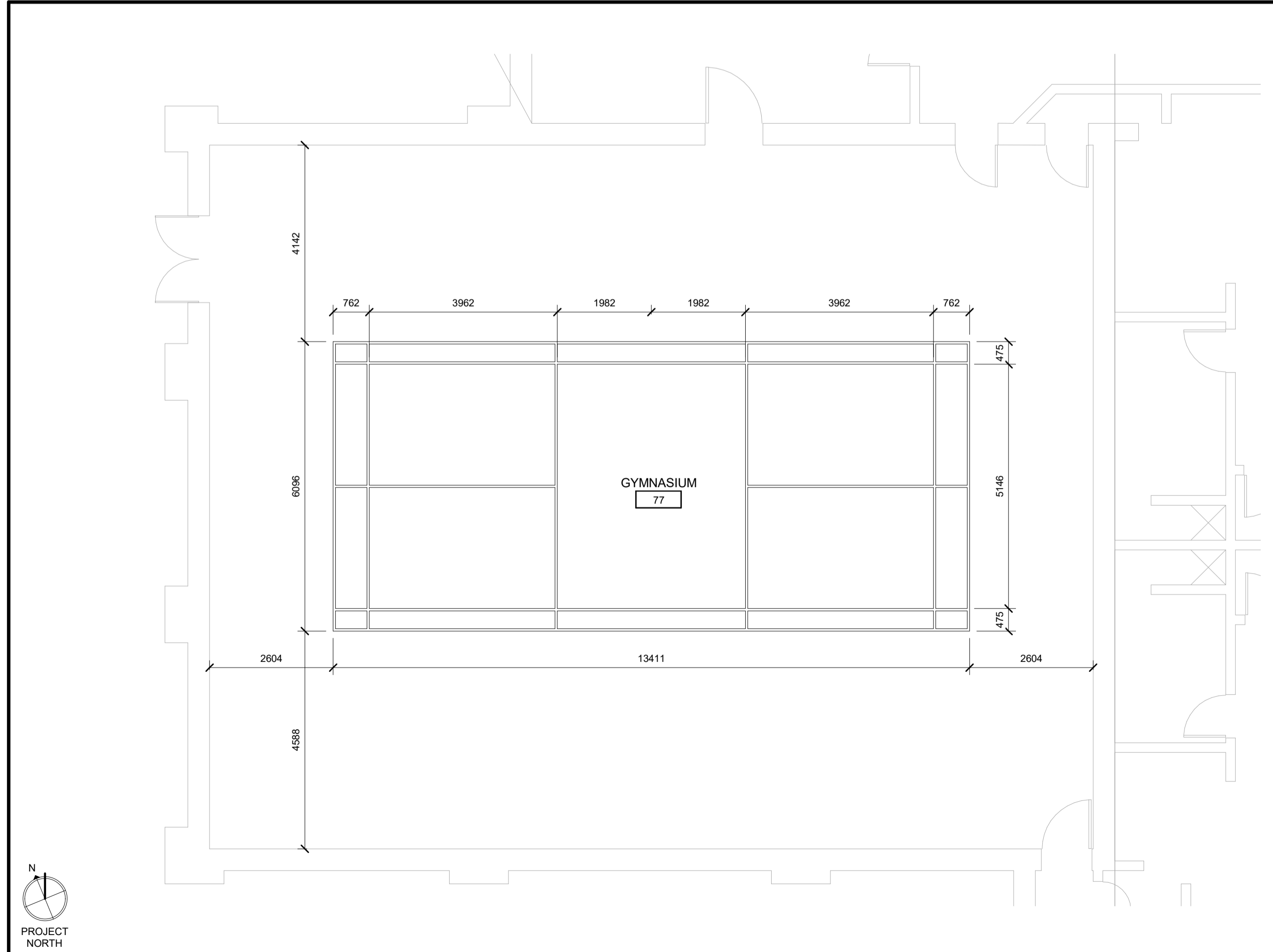
KEYPLAN




1 FLOOR PLAN - BASKETBALL LINES AND PLAY CIRCLE



2 FLOOR PLAN - VOLLEY BALL LINES



3 FLOOR PLAN - BADMINTON LINES



110-700 Richmond St. London, ON Canada N6A 5Z7  
 P 519 432 6644 F 519 432 6737  
 cornerstonearchitecture.ca

**CORNERSTONE**  
 ARCHITECTURE  
 © 2024 Cornerstone Architecture Incorporated. All Rights Reserved.  
 2024.02.29 ISSUED FOR TENDER

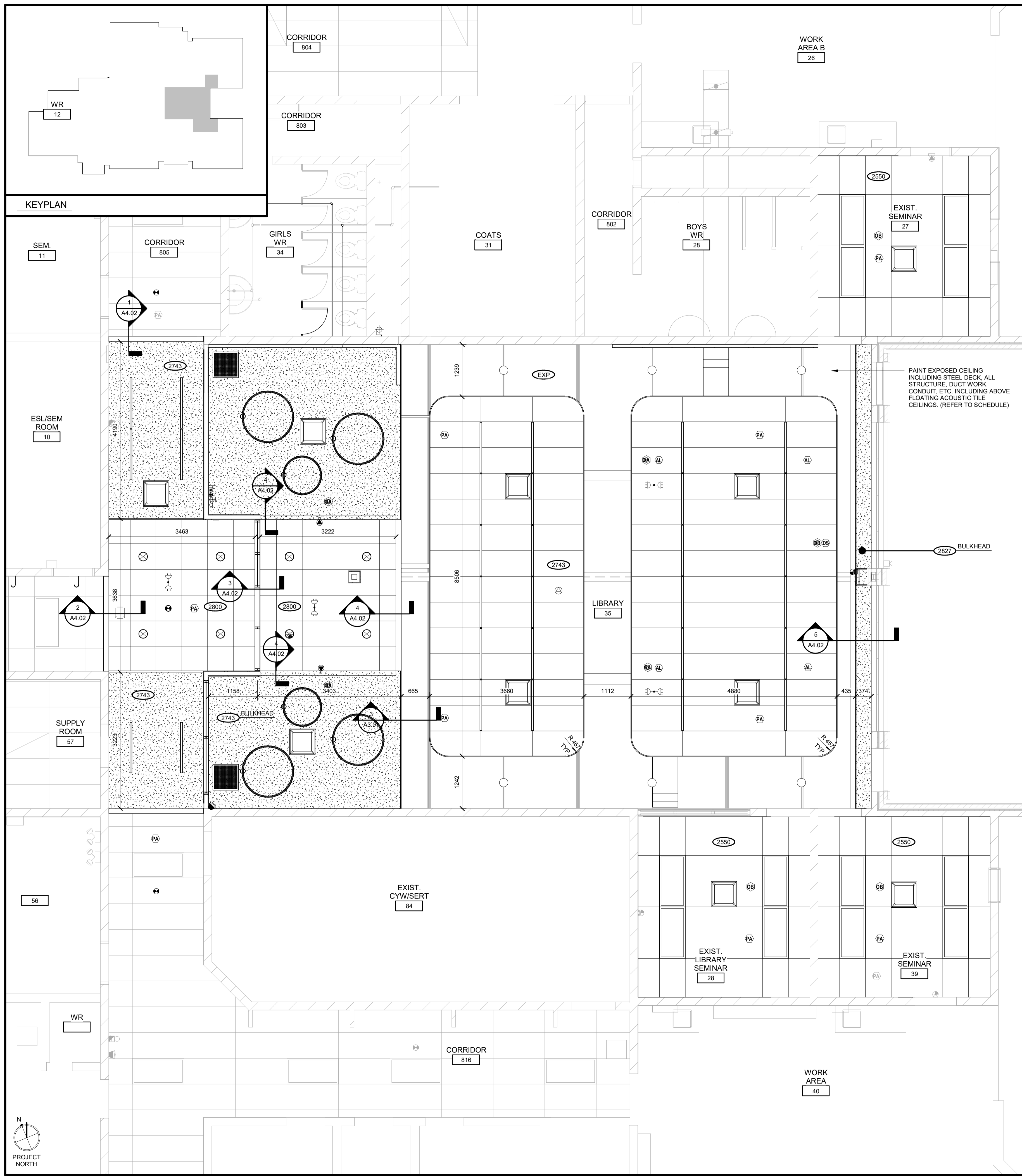


195 Country Hill Dr., Kitchener, ON N2E 2G7  
 Project No.: 1065C  
 Drawn By: CAI  
 Plot Date: 2024-02-29

**Country Hills Public School**  
 LIBRARY RENOVATION AND GYMNASIUM FLOOR REPLACEMENT  
**ENLARGED FLOOR PLAN - GYM FLOOR LINES**

**A2.03**





**REFLECTED CEILING PLAN LEGEND**

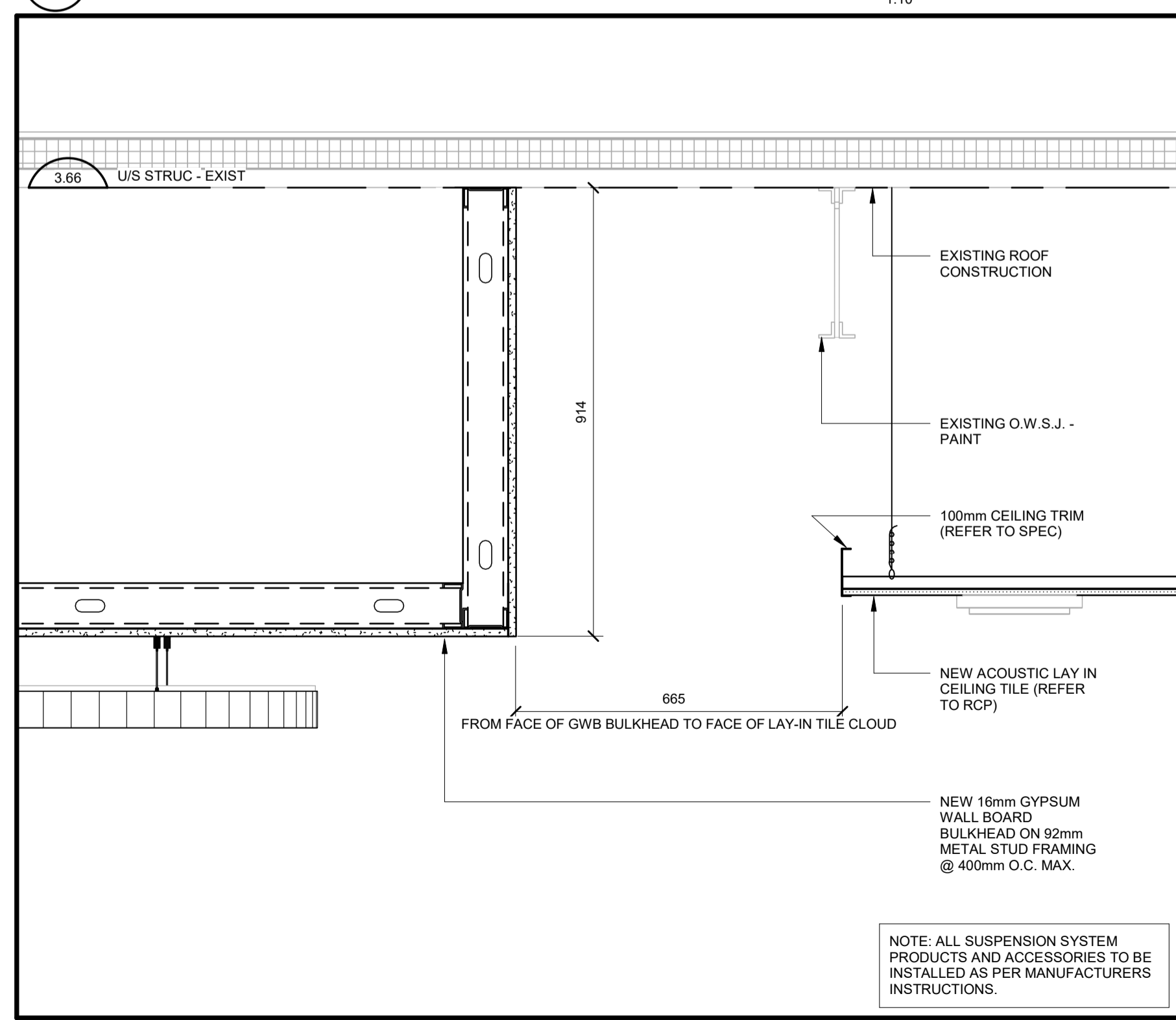
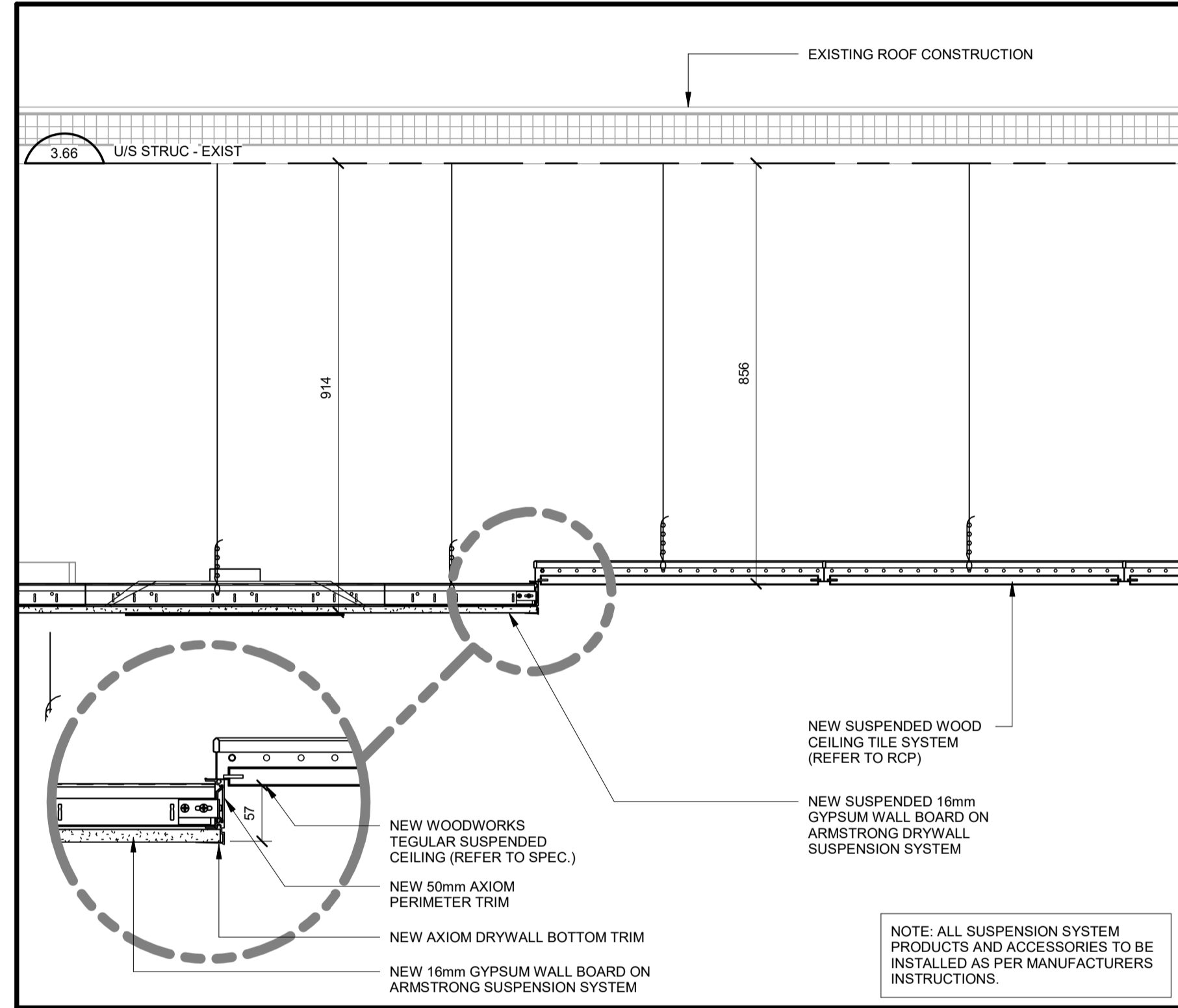
NOTES:

1. READ REFLECTED CEILING PLANS IN CONJUNCTION WITH ROOM FINISH SCHEDULE, MECHANICAL DOCUMENTS AND ELECTRICAL DOCUMENTS.
2. REPORT ANY DISCREPANCIES TO THE ARCHITECT PRIOR TO PROCEEDING WITH THE WORK.
3. LOCATIONS OF ITEMS SHOWN ON ARCHITECTURAL DRAWINGS SHALL GOVERN OVER OTHER REFERENCES.
4. PAINT THE REGULAR EDGE OF ALL FIELD CUT EDGES OF CEILING TILE.

ABBREVIATIONS:

TG TRANSFER GRILLE

	RECESSED LIGHT FIXTURE (SEE ELECTRICAL)		EXIT SIGN (SEE ELECTRICAL)
	SURFACE MOUNTED LIGHT FIXTURE (SEE ELECTRICAL)		SMOKE DETECTOR (SEE ELECT)
	RECESSED POT LIGHT FIXTURE (SEE ELECT)		EXHAUST GRILLE (SEE MECH)
	SUSPENDED LIGHT FIXTURE (SEE ELECTRICAL)		SUPPLY / RETURN AIR DIFFUSER (SEE MECHANICAL)
	CEILING HEIGHT		RECESSED SPRINKLER HEAD / PENDANT SPRINKLER HEAD
	EXPOSED CEILING / SLOPED CEILING		610 x 1220mm SUSPENDED ACOUSTIC CLG TILE
	PAINTED HORIZONTAL SHAFT WALL 2 HOUR RATING		GYPSUM BOARD - PAINTED
	UNDERSIDE OF JOIST		610 x 610mm SUSPENDED WOOD CLG TILE



110-700 Richmond St. London ON Canada N6A 5Z7  
P 519 432 6644 F 519 432 6737  
cornerstonearchitecture.ca

© 2024 Cornerstone Architecture Incorporated. All Rights Reserved.

**CORNERSTONE**  
ARCHITECTURE

2024.02.29 ISSUED FOR TENDER

**WATERLOO REGION**  
DISTRICT SCHOOL BOARD

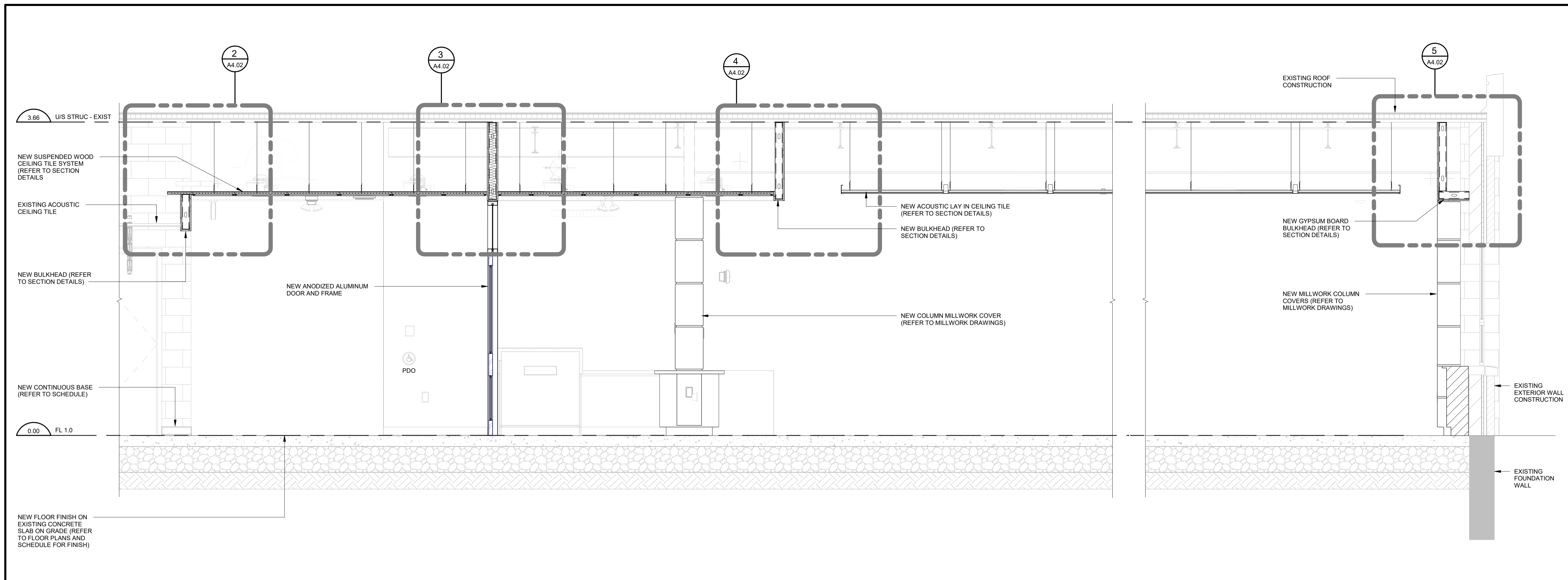
195 County Hill Dr., Kitchener, ON N2E 2G7  
LIBRARY RENOVATION AND GYMNASIUM FLOOR REPLACEMENT

**Country Hills Public School**

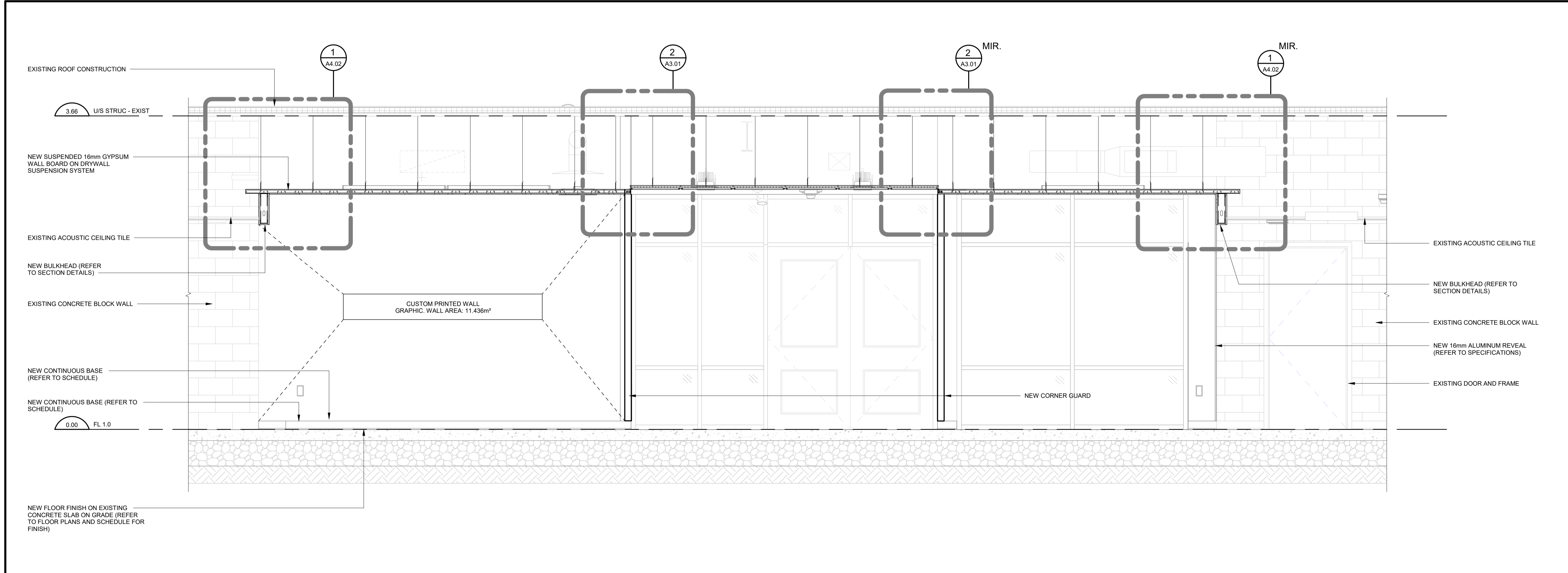

**ENLARGED REFLECTED CEILING PLAN AND DETAILS**

Project No.: 1065C  
Drawn By: CAI  
Plot Date: 2024-02-29

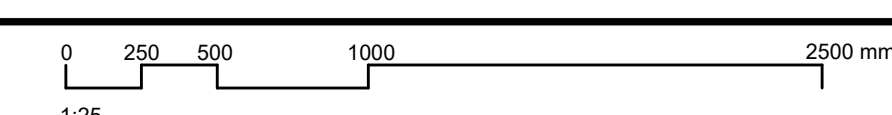
**A3.01**



1 PARTIAL BUILDING SECTION  
A4.01



3 PARTIAL BUILDING SECTION  
A4.01



110-700 Richmond St. London, ON Canada N6A 5Z7  
P 519 432 6644 F 519 432 6737  
cornerstonearchitecture.ca

© 2024 Cornerstone Architecture Incorporated. All Rights Reserved.

2024.02.29 ISSUED FOR TENDER

**CORNERSTONE**  
ARCHITECTURE



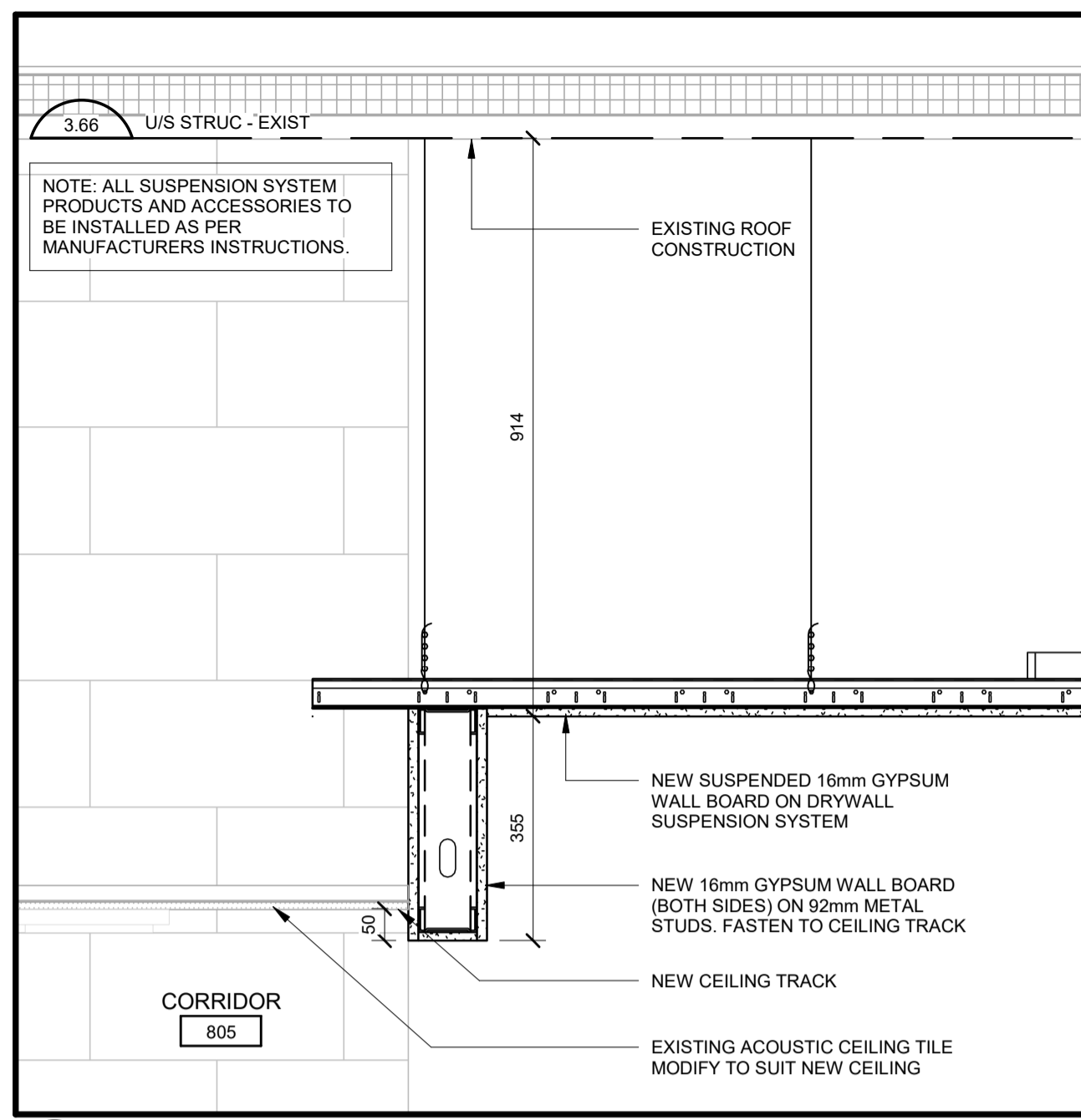
Country Hills Public School

LIBRARY RENOVATION AND GYMNASIUM FLOOR REPLACEMENT

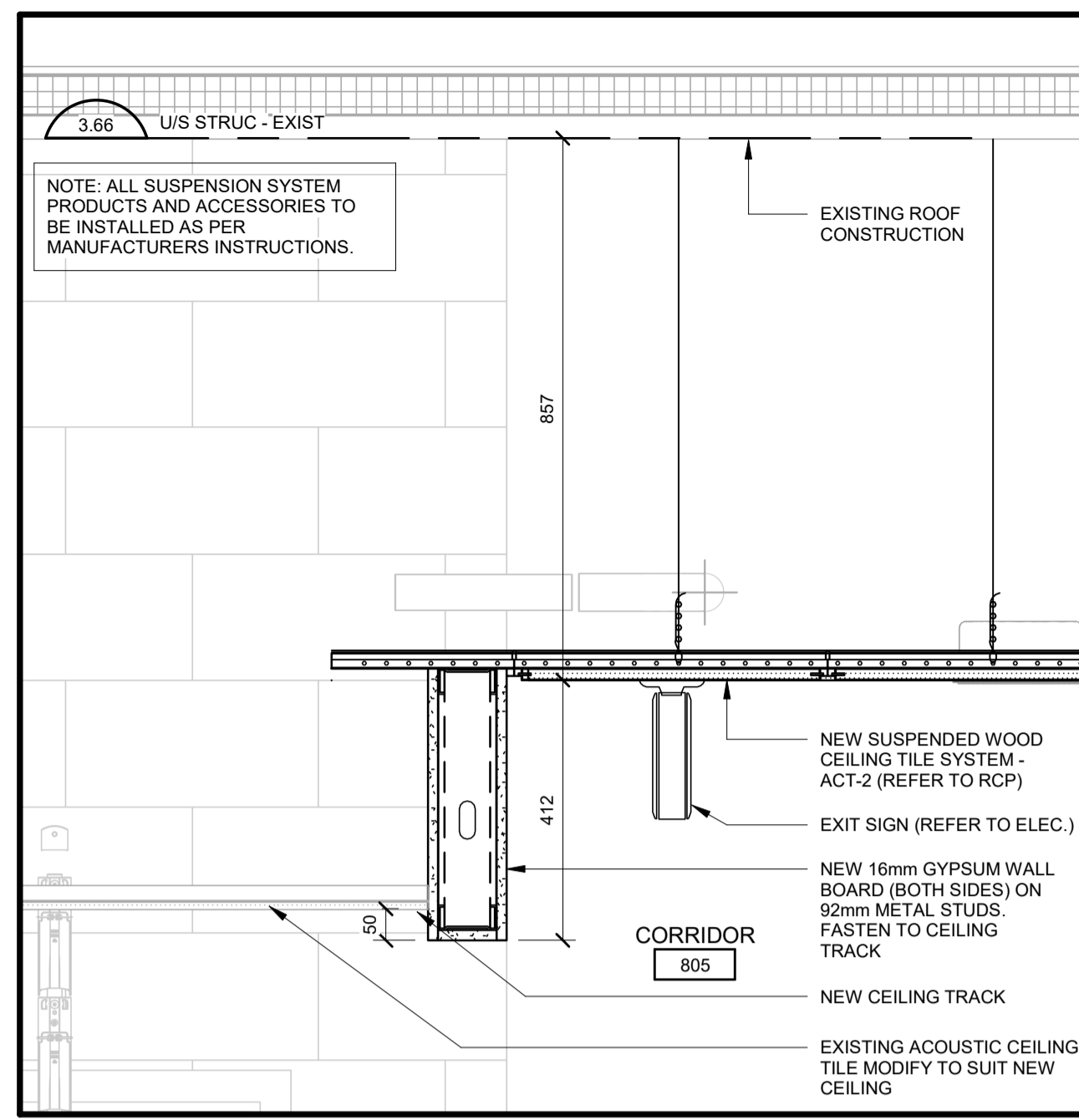
**BUILDING SECTIONS**

195 County Hill Dr., Kitchener, ON N2E 2G7  
Project No.: 1065C  
Drawn By: CAI  
Plot Date: 2024-02-29

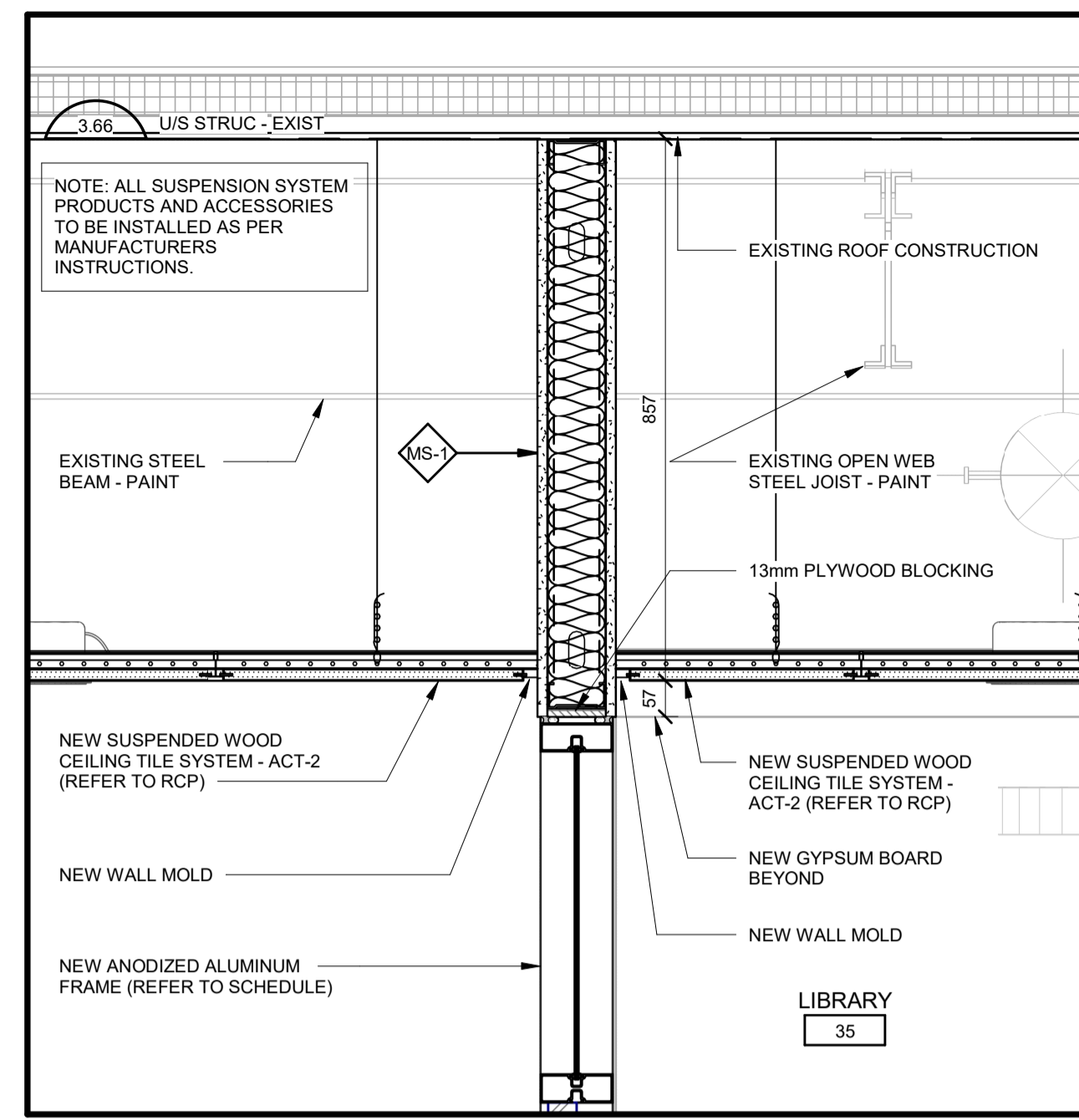
**A4.01**



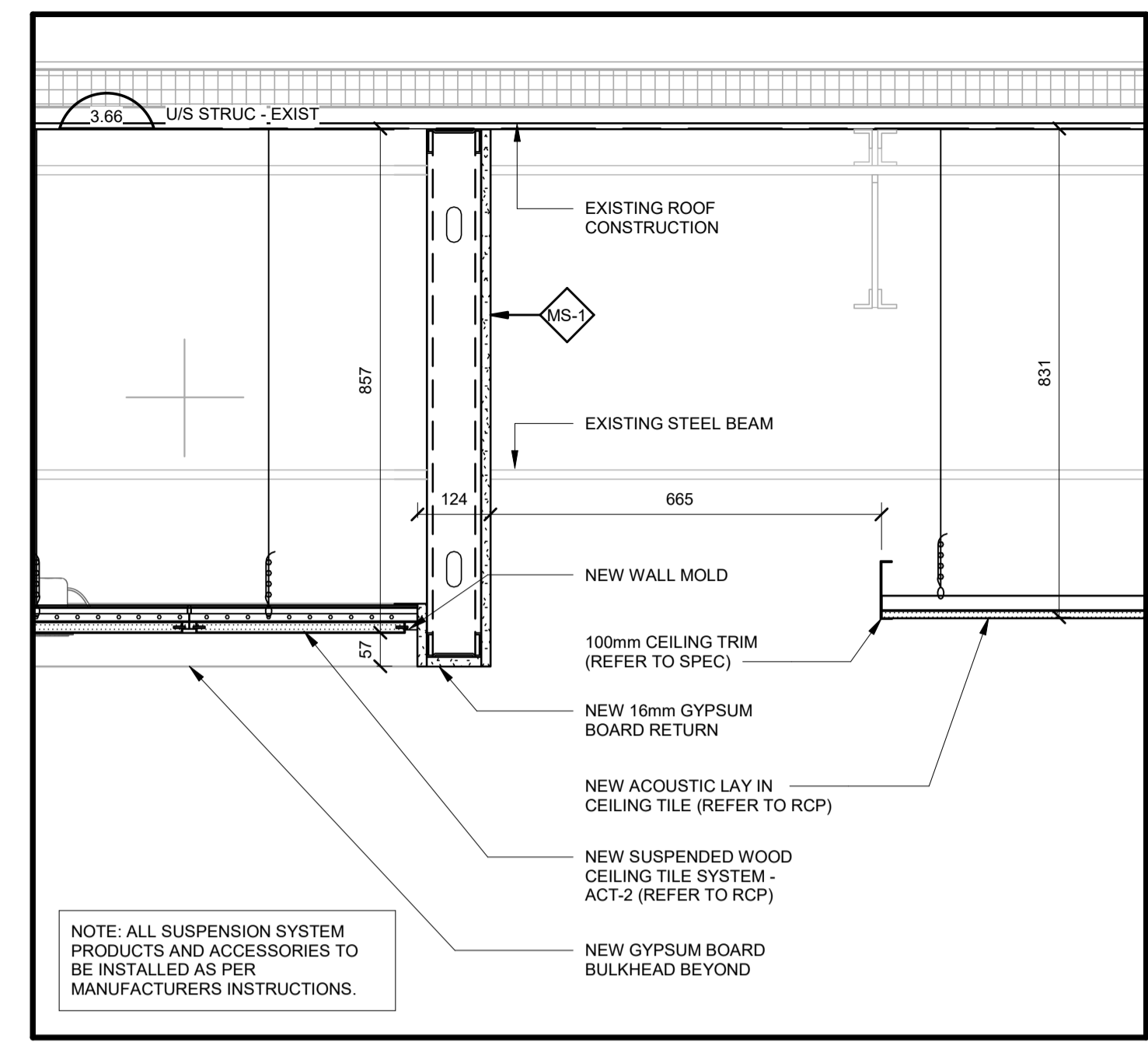
1 SECTION DETAIL  
A4.02  
0 100 200 500mm  
1:10



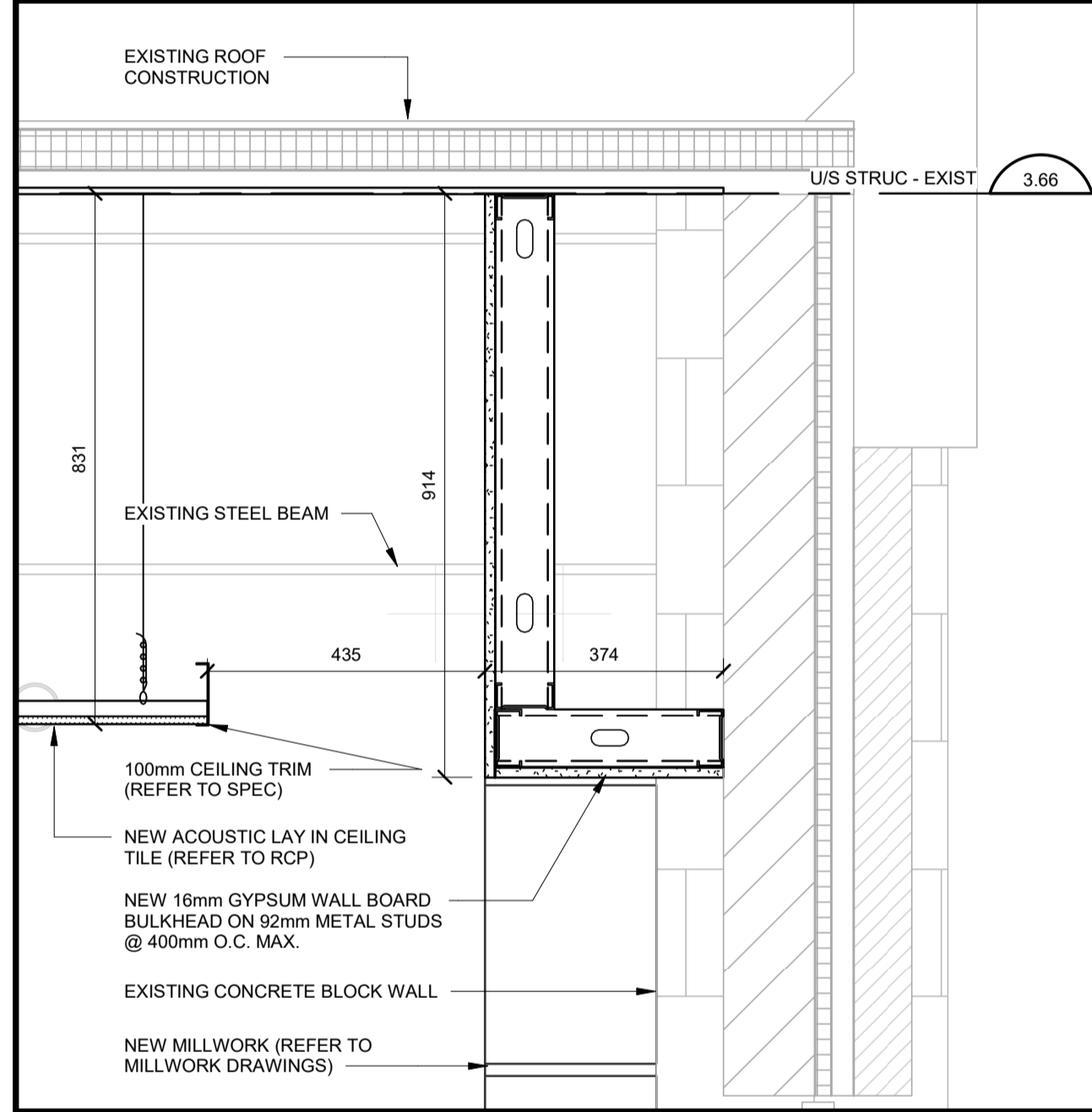
2 SECTION DETAIL  
A4.02  
0 100 200 500mm  
1:10



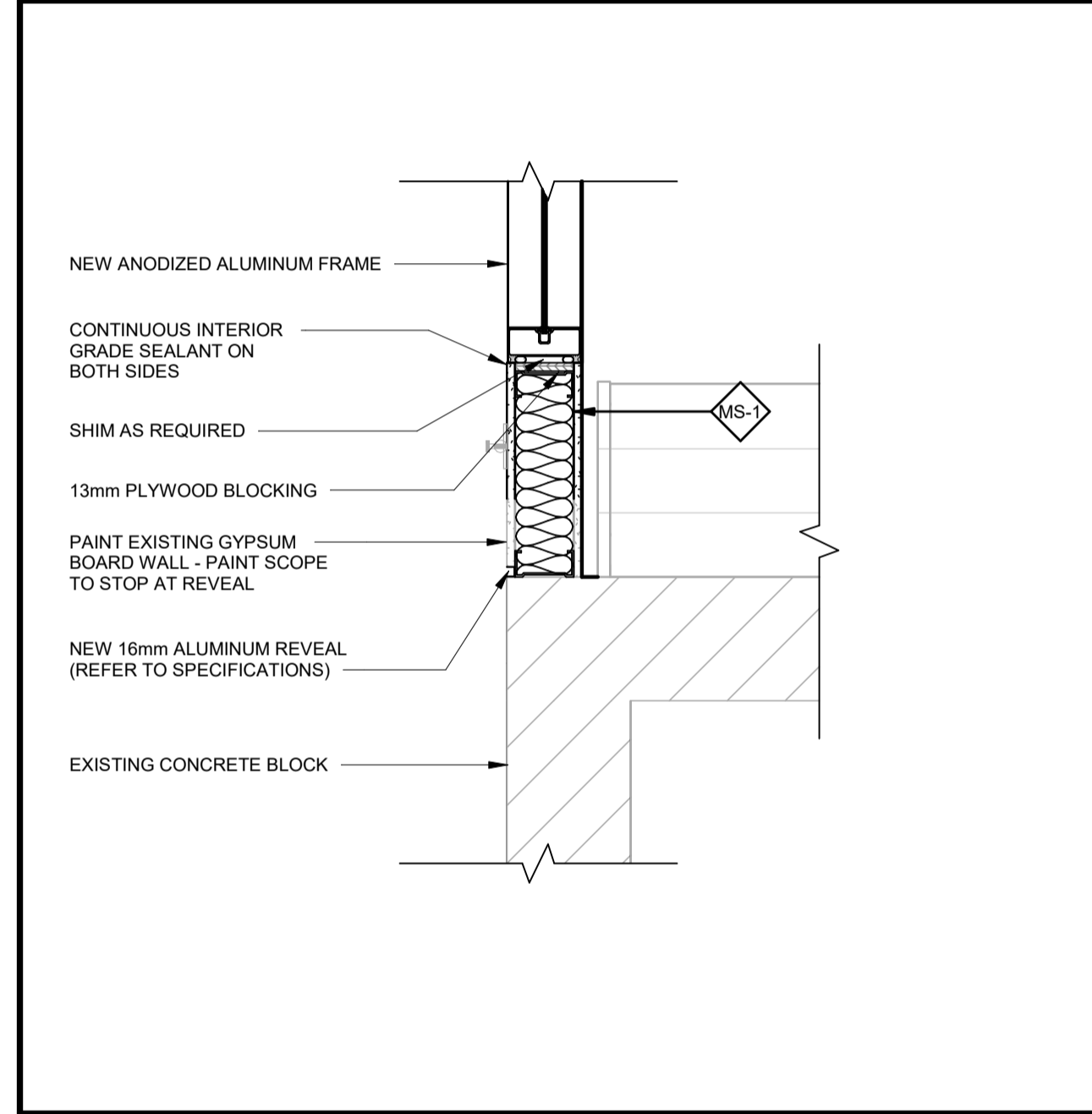
3 SECTION DETAIL  
A4.02  
0 100 200 500mm  
1:10



4 SECTION DETAIL  
A4.02  
0 100 200 500mm  
1:10



5 SECTION DETAIL  
A4.02  
0 100 200 500mm  
1:10



6 PLAN DETAIL  
A4.02  
0 100 200 500mm  
1:10

110-700 Richmond St. London, ON Canada N6A 5Z7  
P 519 432 6644 F 519 432 6737  
cornerstonearchitecture.ca

© 2024 Cornerstone Architecture Incorporated. All Rights Reserved.

**CORNERSTONE**  
ARCHITECTURE

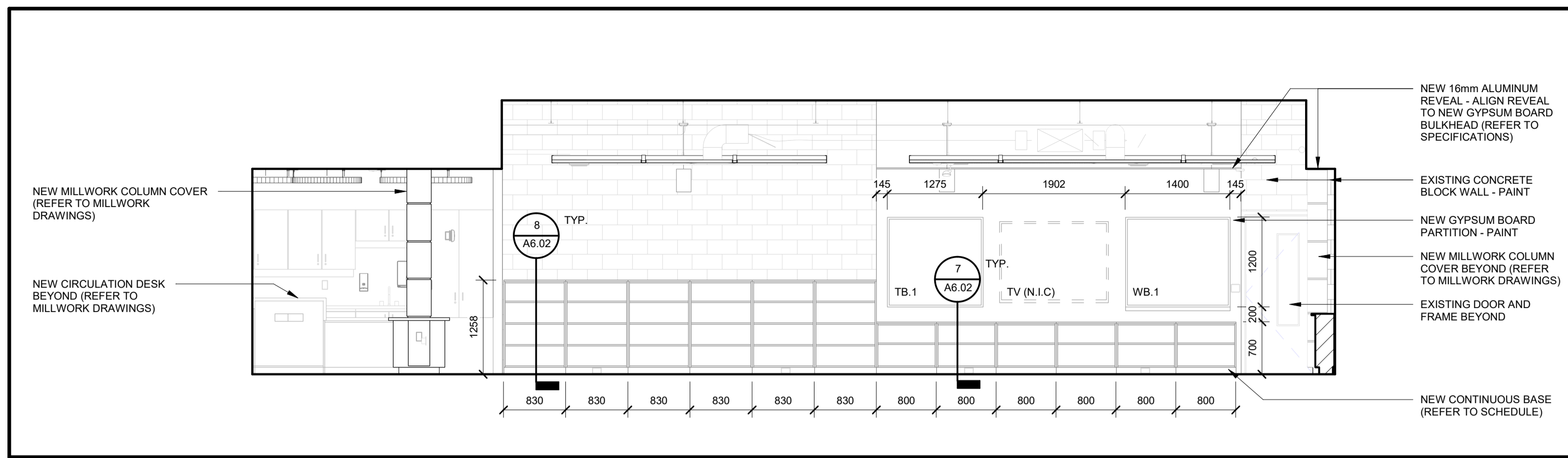
2024.02.29 ISSUED FOR TENDER



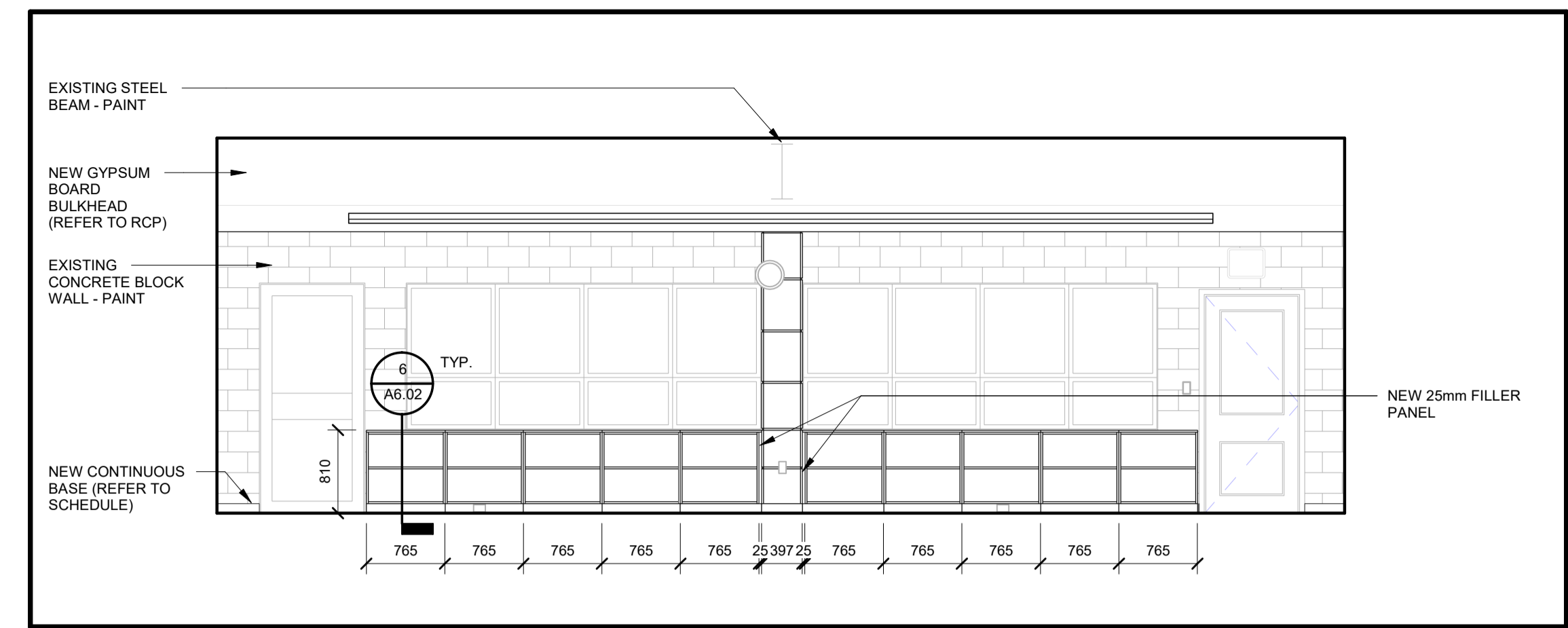
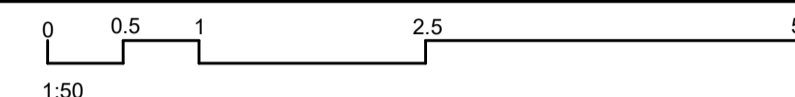
Country Hills Public School  
LIBRARY RENOVATION AND GYMNASIUM FLOOR REPLACEMENT  
SECTION DETAILS & PLAN DETAIL

195 Country Hill Dr., Kitchener, ON N2E 2G7  
Project No.: 1065C  
Drawn By: CAI  
Plot Date: 2024-02-29

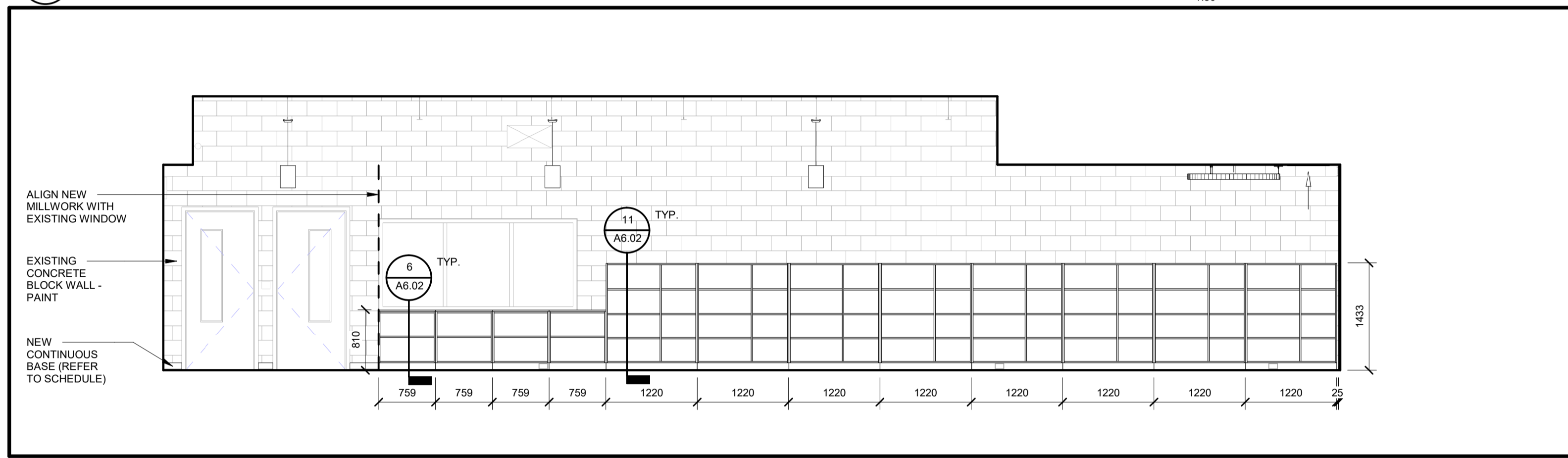
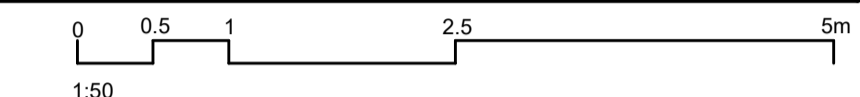
A4.02



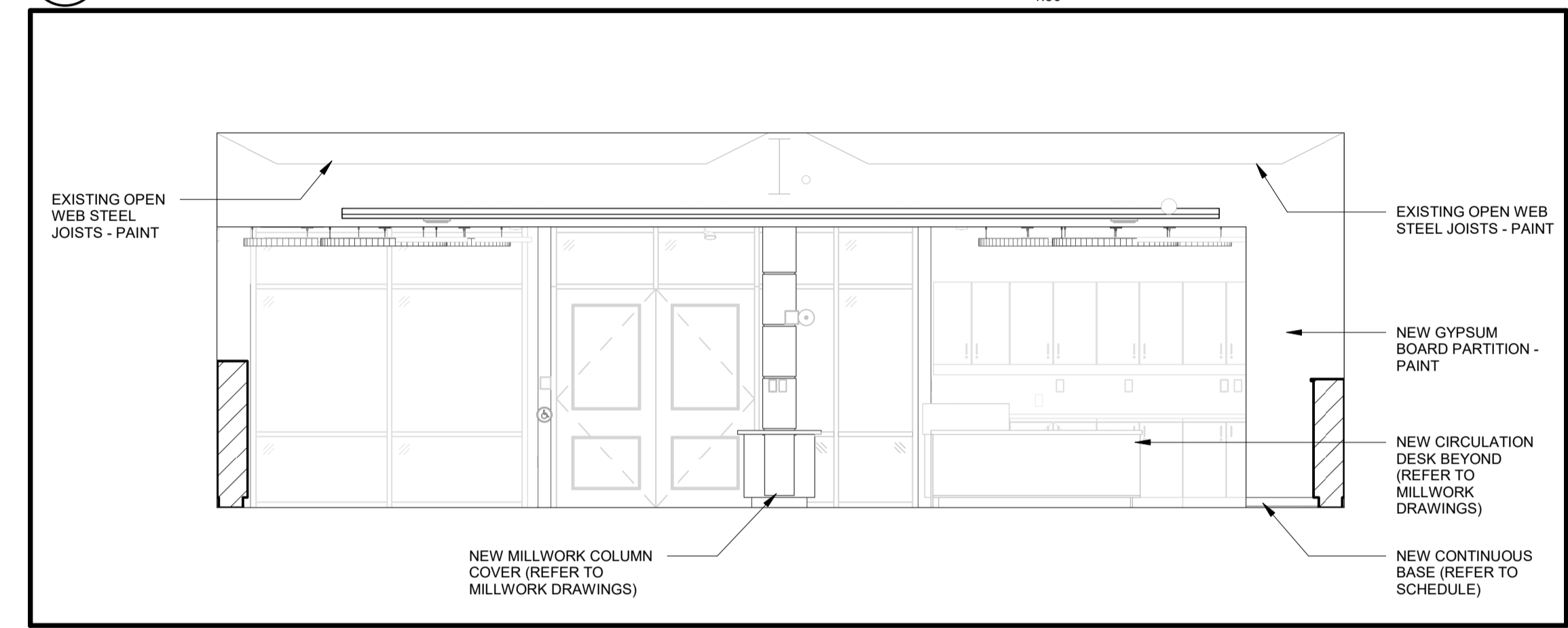
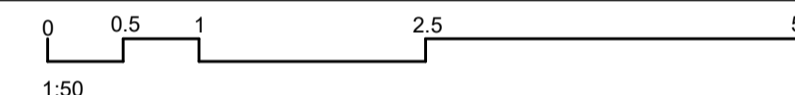
1 EXIST. LIBRARY E5 NORTH ELEVATION  
A5.01



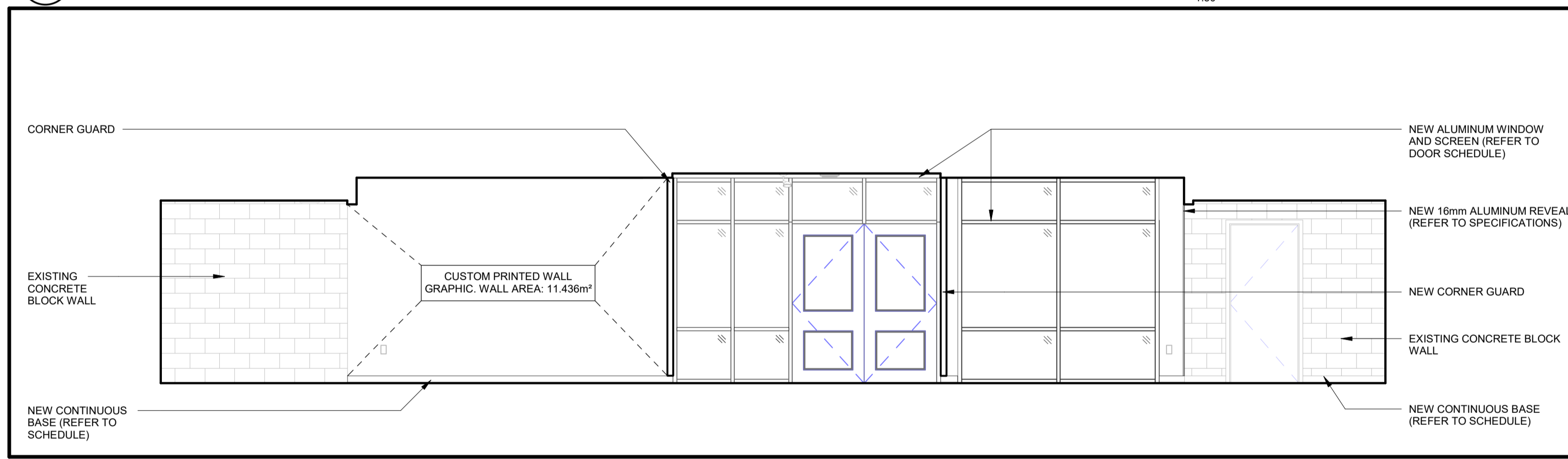
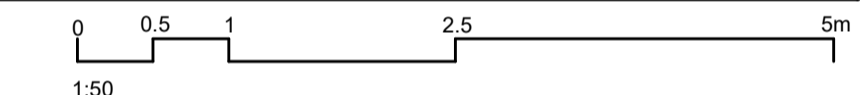
2 EXIST. LIBRARY E5 EAST ELEVATION  
A5.01



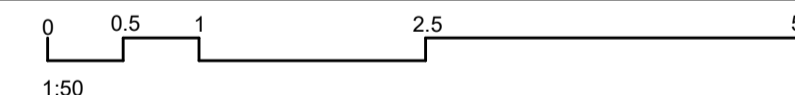
3 EXIST. LIBRARY E5 SOUTH ELEVATION  
A5.01



4 EXIST. LIBRARY E5 WEST ELEVATION  
A5.01



5 EXIST. LIBRARY E5 ENTRANCE EAST ELEVATION  
A5.01



110-700 Richmond St. London, ON Canada N6A 5Z7  
P 519 432 6644 F 519 432 6737  
cornerstonearchitecture.ca

© 2024 Cornerstone Architecture Incorporated. All Rights Reserved.

2024.02.29 ISSUED FOR TENDER

**CORNERSTONE**  
ARCHITECTURE



Country Hills Public School  
LIBRARY RENOVATION AND GYMNASIUM FLOOR REPLACEMENT  
INTERIOR ELEVATIONS

195 Country Hill Dr., Kitchener, ON N2E 2G7

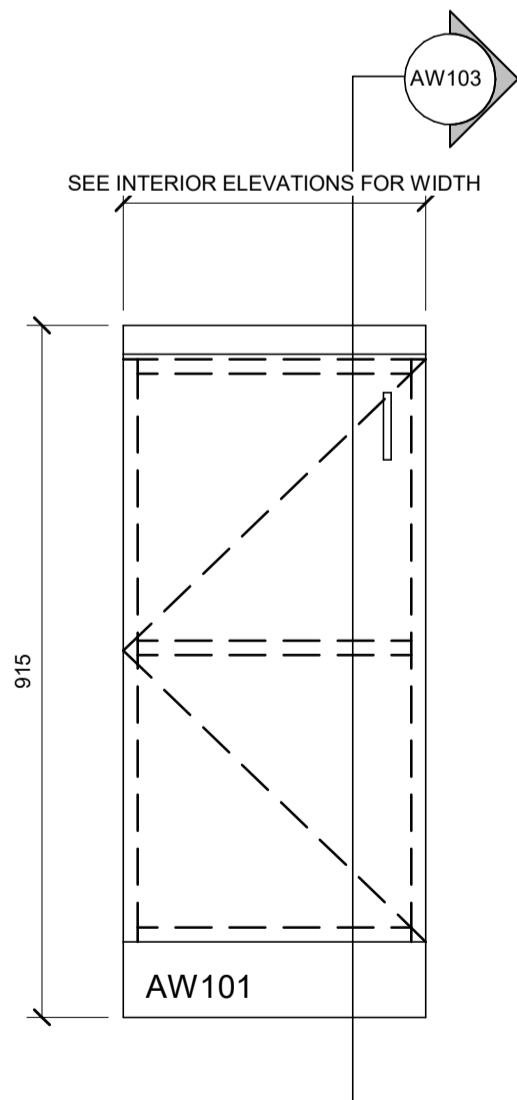
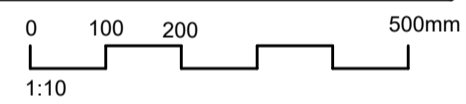
Project No.: 1065C  
Drawn By: CAI  
Plot Date: 2024-02-29

A5.01

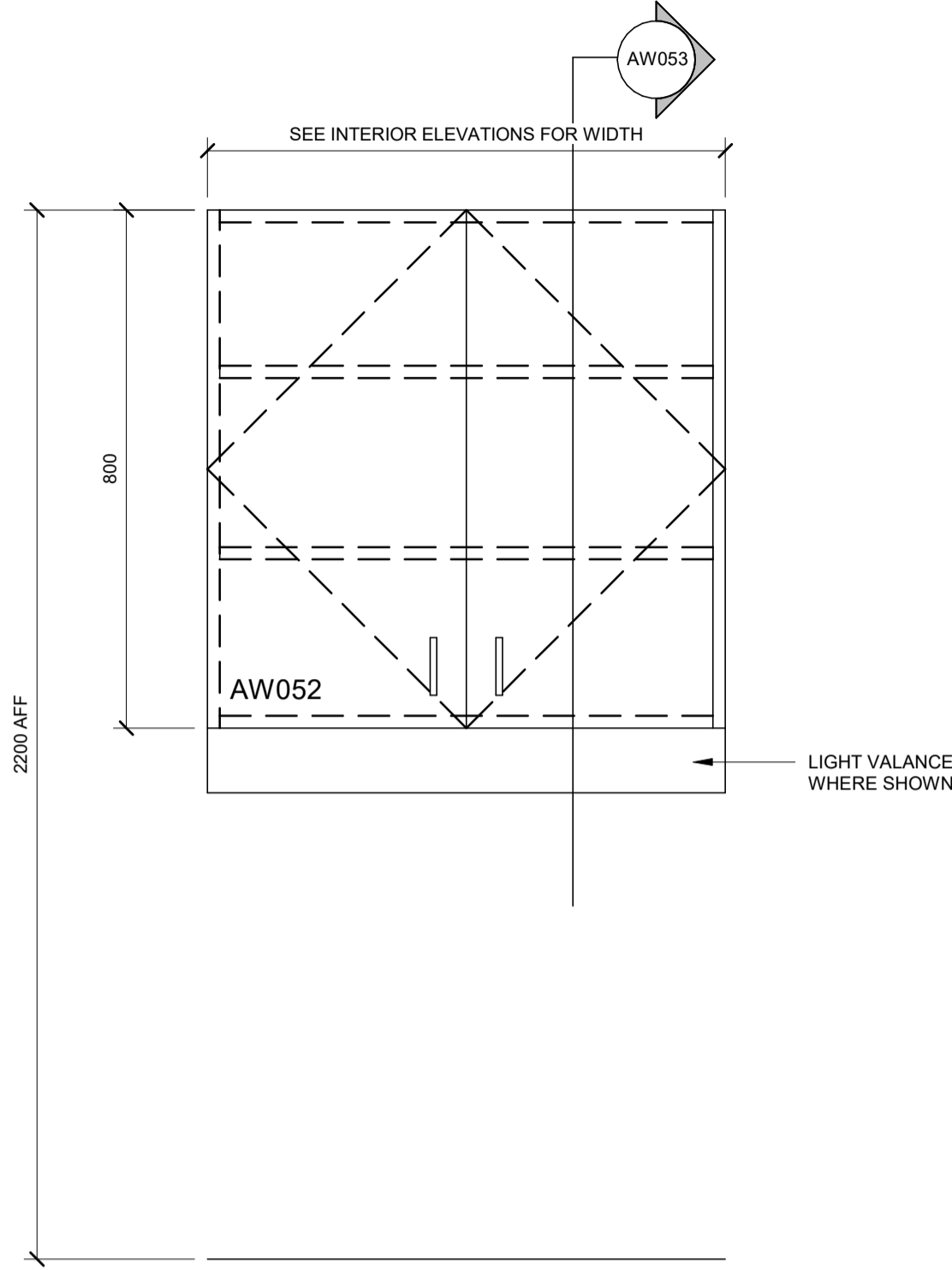
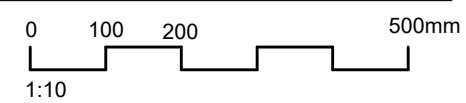
**ELEVATIONS / SECTIONS**  
**MATERIAL LEGEND:**

- 1 DISPLAY CASE
- 2 100 HIGH RUBBER BASE TOE KICK ON 19 VENEER CORE PLYWOOD
- 3 19mm MELAMINE PANEL OPEN STORAGE c/w 5 ADJUSTABLE SHELVES
- 4 19mm MELAMINE PANEL DRAWER FRONT c/w 3mm PVC EDGES. REFER TO SPEC FOR DRAWER SLIDERS AND DRAWER CONSTRUCTION (METAL BOX)
- 5 19mm MELAMINE GABLE PANEL c/w 3mm PVC ON ALL EXPOSED EDGES AND PIN HOLES FOR 19mm ADJUSTABLE SHELVES AS SHOWN
- 6 19mm MELAMINE PANEL BANK OF 4 DRAWERS
- 7 POST FORMED PLASTIC LAMINATE COUNTERTOP c/w 76 HIGH BACKSPASH ON STOCK
- 8 GYPSUM BOARD BULKHEAD
- 9 19mm MELAMINE PANEL UPPER CABINETS c/w FINISHED END GABLES WHERE REQUIRED AND ADJUSTABLE SHELVES AS SHOWN
- 10 90 HIGH MELAMINE PANEL VALANCE x 19mm
- 11 STAINLESS STEEL SINGLE SINK
- 12 PLASTIC LAMINATE SEPARATE BACKSPASH ON 19mm PLYWOOD
- 13 19mm MELAMINE COUNTERTOP C/W 3mm PVC ON ALL EXPOSED EDGES AND BETWEEN BUTT JOINT EDGES
- 14 DISHWASHER
- 15 19mm MELAMINE ADJUSTABLE SHELF WITH 3mm PVC EDGES
- 16 16mm MELAMINE BACK c/w 3mm PVC EDGE WHERE EXPOSED
- 17 19mm MELAMINE TOP, BOTTOM c/w 3mm PVC EDGE
- 18 ENAMELLED STEEL VANITY LAVATORY
- 19 LOCKABLE CASTERS REFER TO SPEC.
- 20 PLASTIC LAMINATE POST FORMED WORKSURFACE ON MELAMINE PANEL INTERMEDIATE GABLES
- 21 PLASTIC LAMINATE POST FORMED COUNTERTOP AND MELAMINE PANEL OPEN STORAGE c/w FINISHED GABLE END WHERE REQUIRED AND ADJUSTABLE SHELVES AS SHOWN
- 22 19mm MELAMINE FIXED SHELF c/w 3mm PVC EDGE
- 23 19mm MELAMINE DOOR c/w 3mm PVC EDGE ON ALL EXPOSED EDGES
- 24 19mm MELAMINE PANEL c/w 3mm PVC EDGE ON ALL EXPOSED EDGES
- 25 16mm MELAMINE PANEL c/w 3mm PVC EDGE ON ALL EXPOSED EDGES
- 26 16mm FIXED MELAMINE PANEL/SHELF c/w 3mm PVC EDGE ON ALL EXPOSED EDGES
- 27 PLASTIC LAMINATE POST FORMED COUNTERTOP AND MELAMINE PANEL GABLES
- 28 PLASTIC LAMINATE ON 19mm PLYWOOD
- 29 25mm MELAMINE WITH PVC EDGE AT FRONT FACE AND EACH FACE OF THE JOINTS IN THE COUNTER TOP
- 30 38mm X 88mm SOLID HARDWOOD SUPPORT
- 31 SINGLE 19mm MELAMINE GABLE C/W 1/8" PVC EDGE
- 32 TRIPLE 19mm MELAMINE GABLE SUPPORT C/W 3mm PVC EDGE ON FRONT AND FLOOR EDGE AT APPROX. 910mm O.C. MAX. WAFFER AND SCREW TOGETHER.
- 33 ADJUSTABLE FEET SEE SPEC.
- 34 51mm X 102mm OR 19mm PLYWOOD CONTINUOUS BLOCKING ON WALL. PROVIDE WOOD BLOCKING AT ALL EDGE END WALL CONDITIONS
- 35 19mm HARDWOOD SCREW STRIP BETWEEN MELAMINE GABLES
- 36 PLYWOOD PANEL FILLER 19mm
- 37 19mm VENEER CORE PLYWOOD CONTINUOUS JOINTS TO BE AT GABLE LOCATIONS

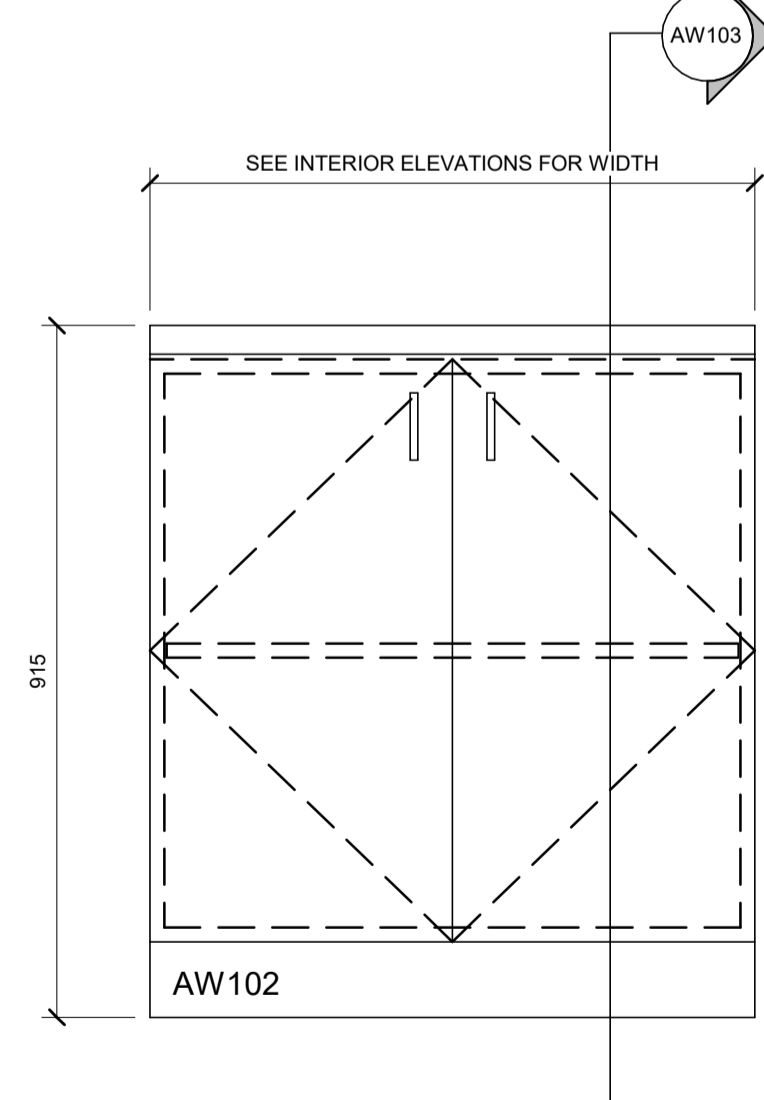
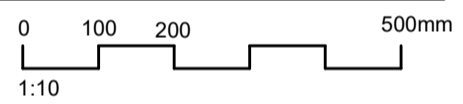
1 AW001 - LEGEND



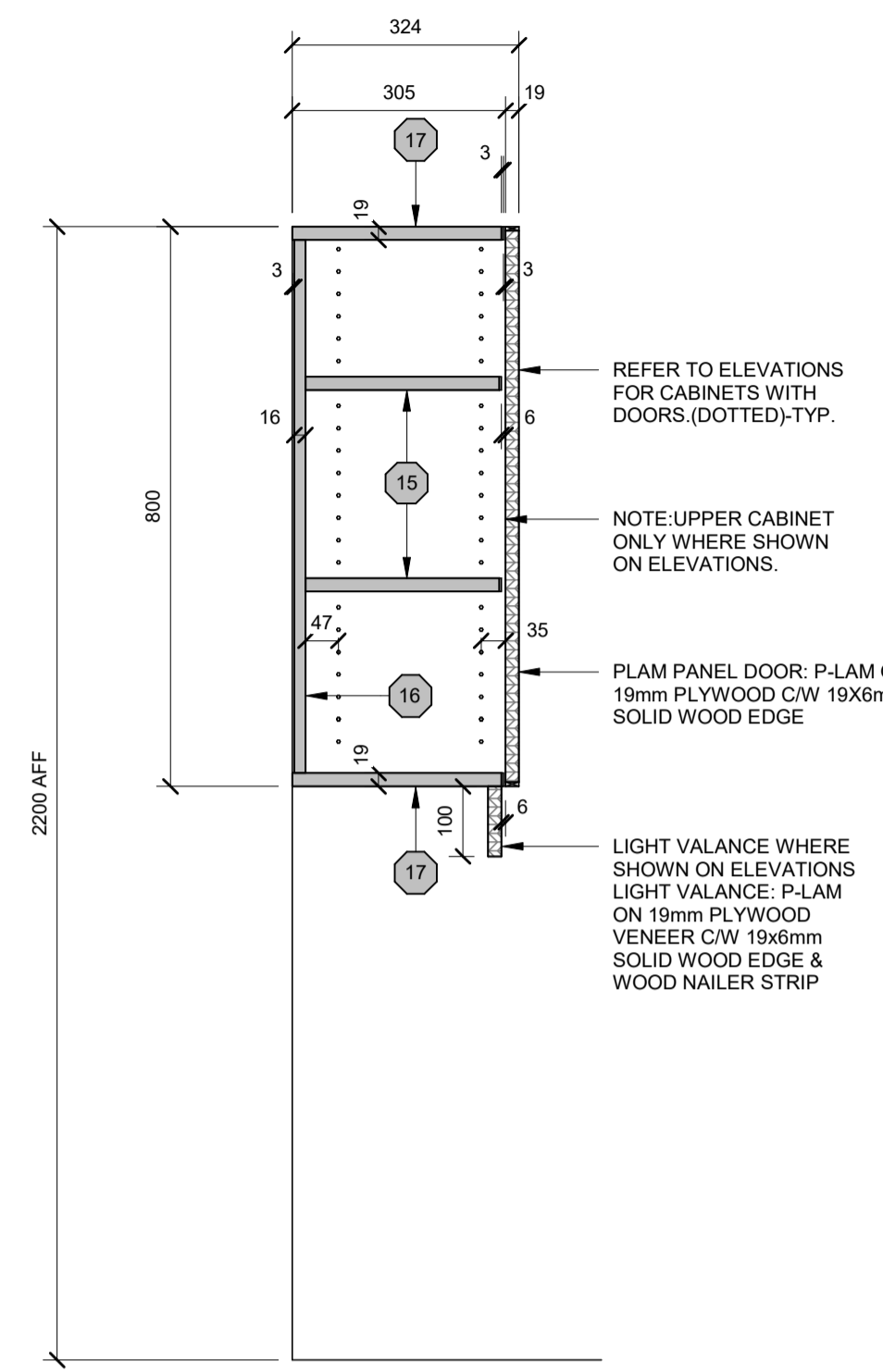
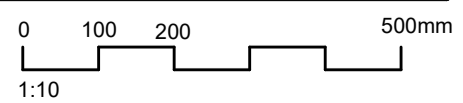
6 AW101 - ELEVATION



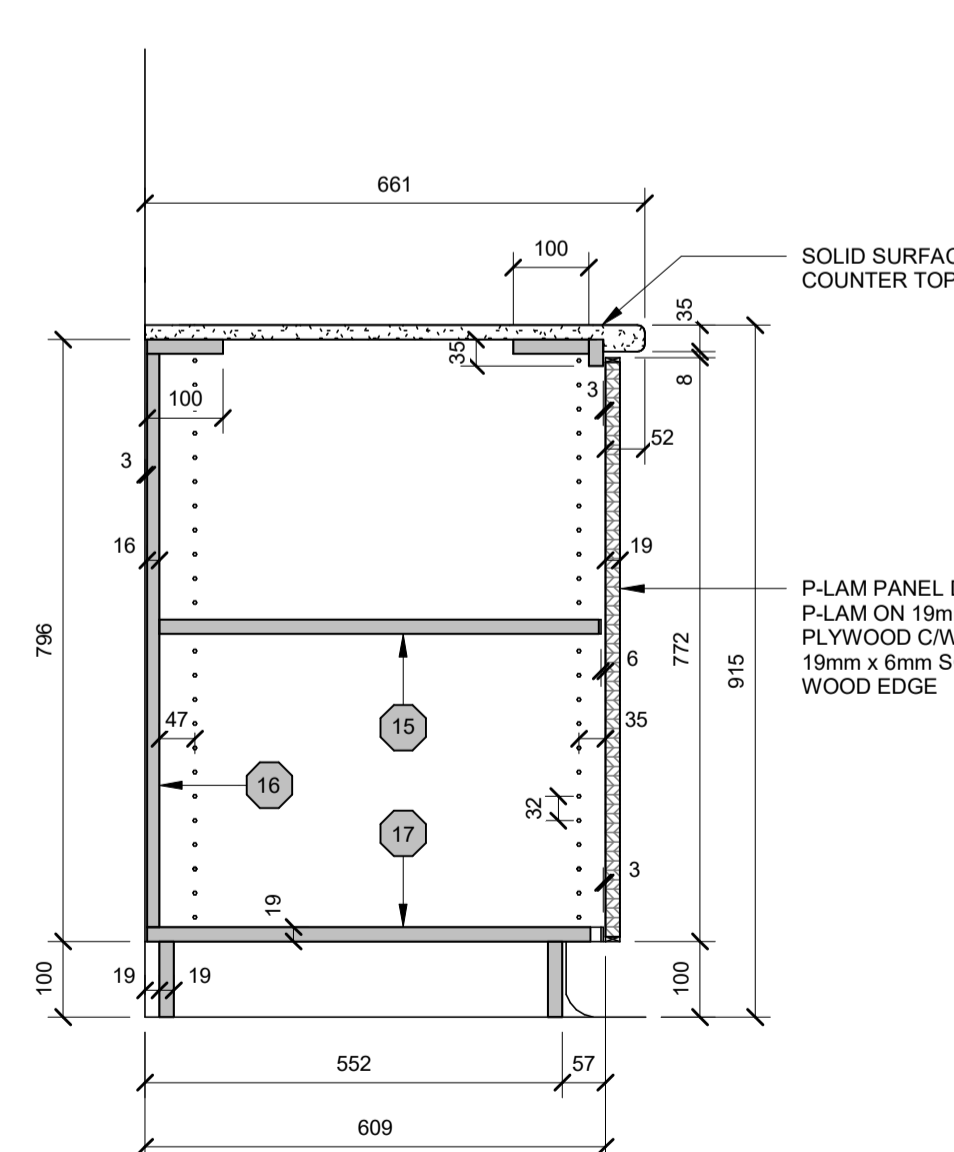
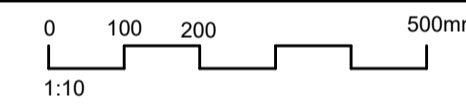
2 AW052 - ELEVATION



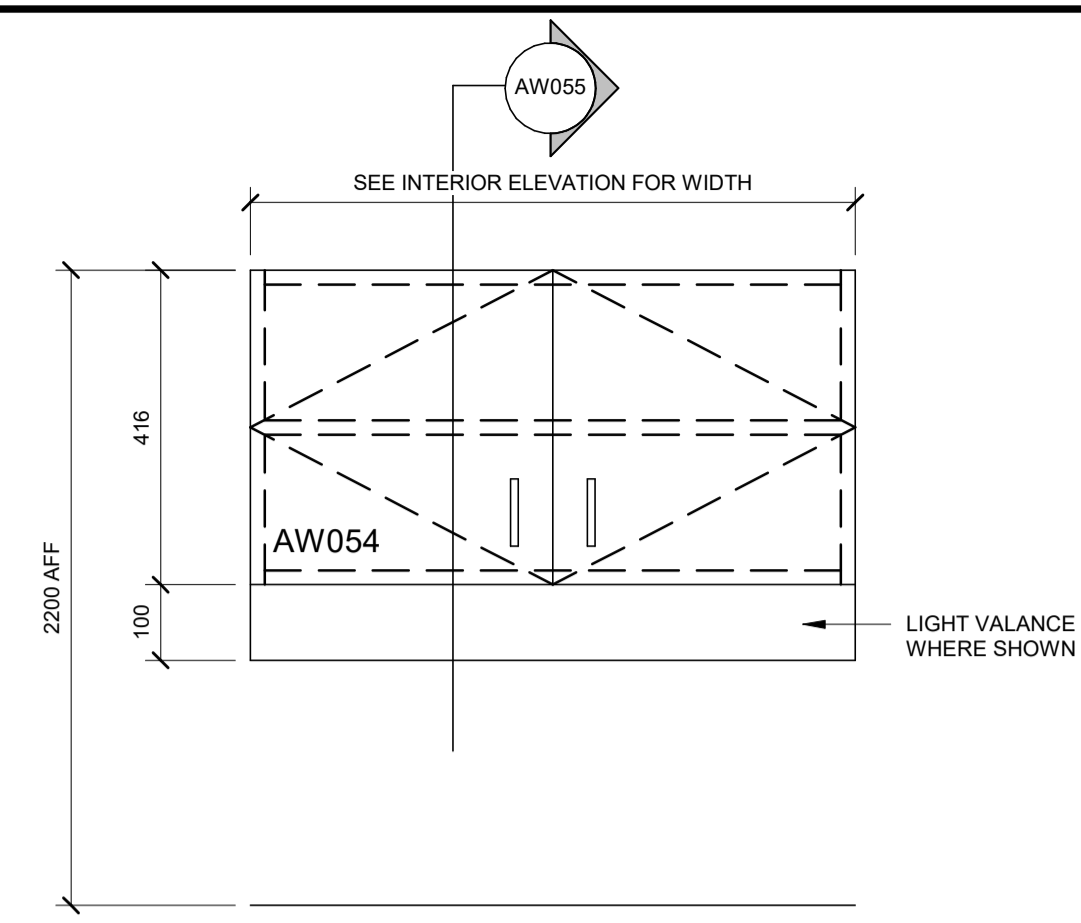
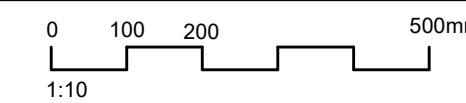
7 AW102 - ELEVATION



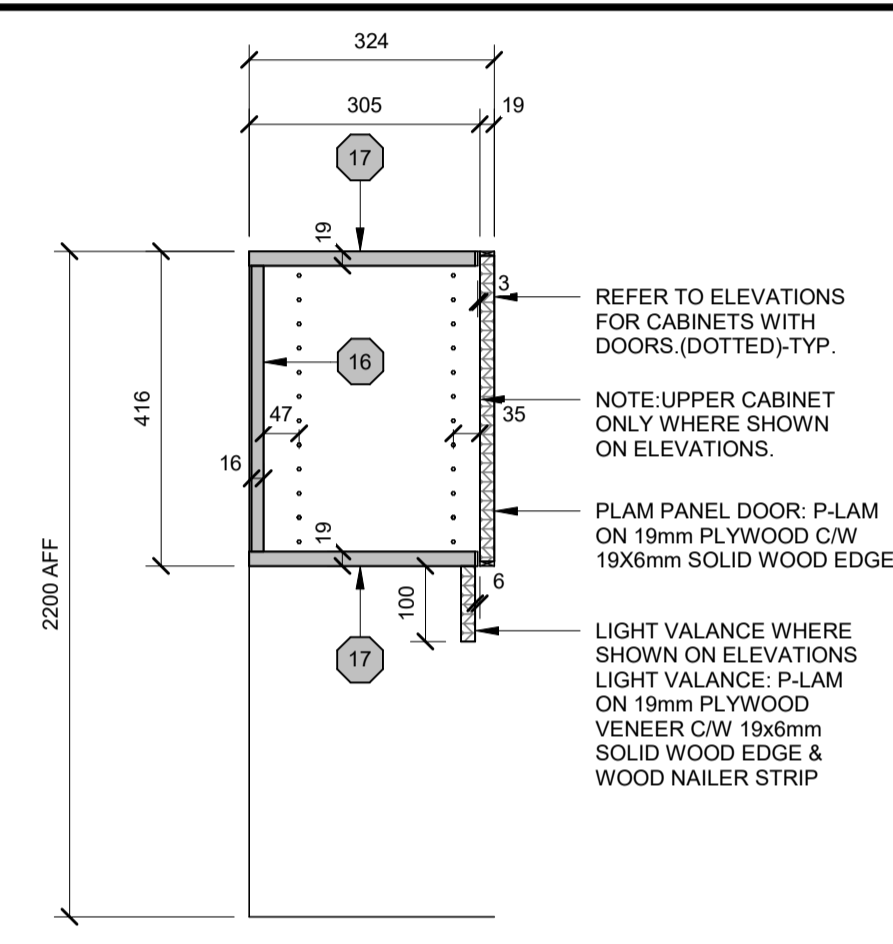
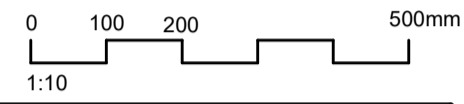
3 AW052 - MILLWORK DETAIL



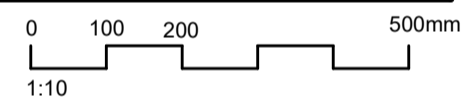
8 AW103 - MILLWORK DETAIL



4 AW054 - ELEVATION



5 AW055 - MILLWORK DETAIL



110-700 Richmond St. London, ON Canada N6A 5Z7  
P 519 432 6644 F 519 432 6737  
cornerstonearchitecture.ca

© 2024 Cornerstone Architecture Incorporated. All Rights Reserved.

2024-02-29 ISSUED FOR TENDER

**CORNERSTONE**  
ARCHITECTURE

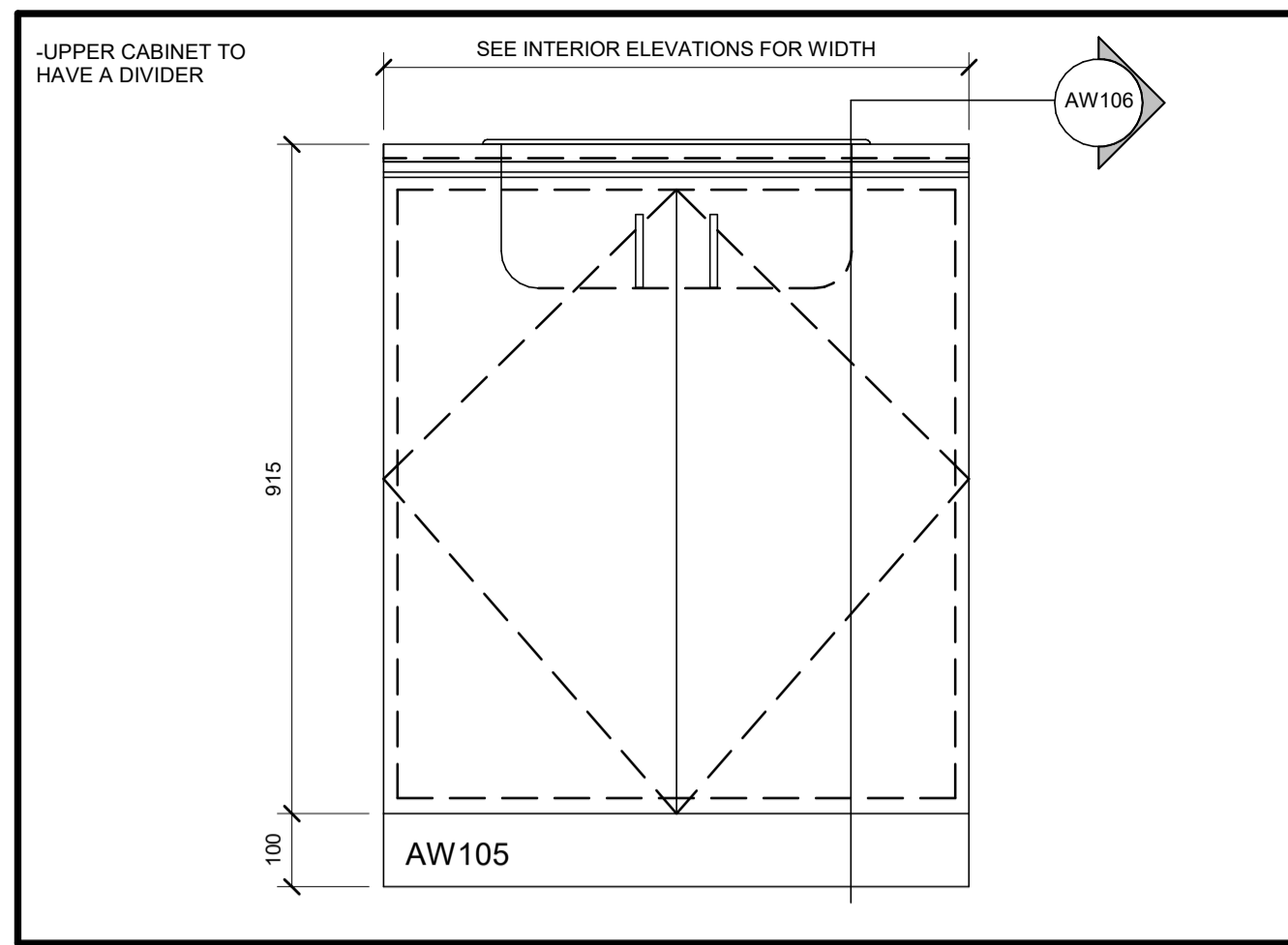


**Country Hills Public School**  
LIBRARY RENOVATION AND GYMNASIUM FLOOR REPLACEMENT  
MILLWORK

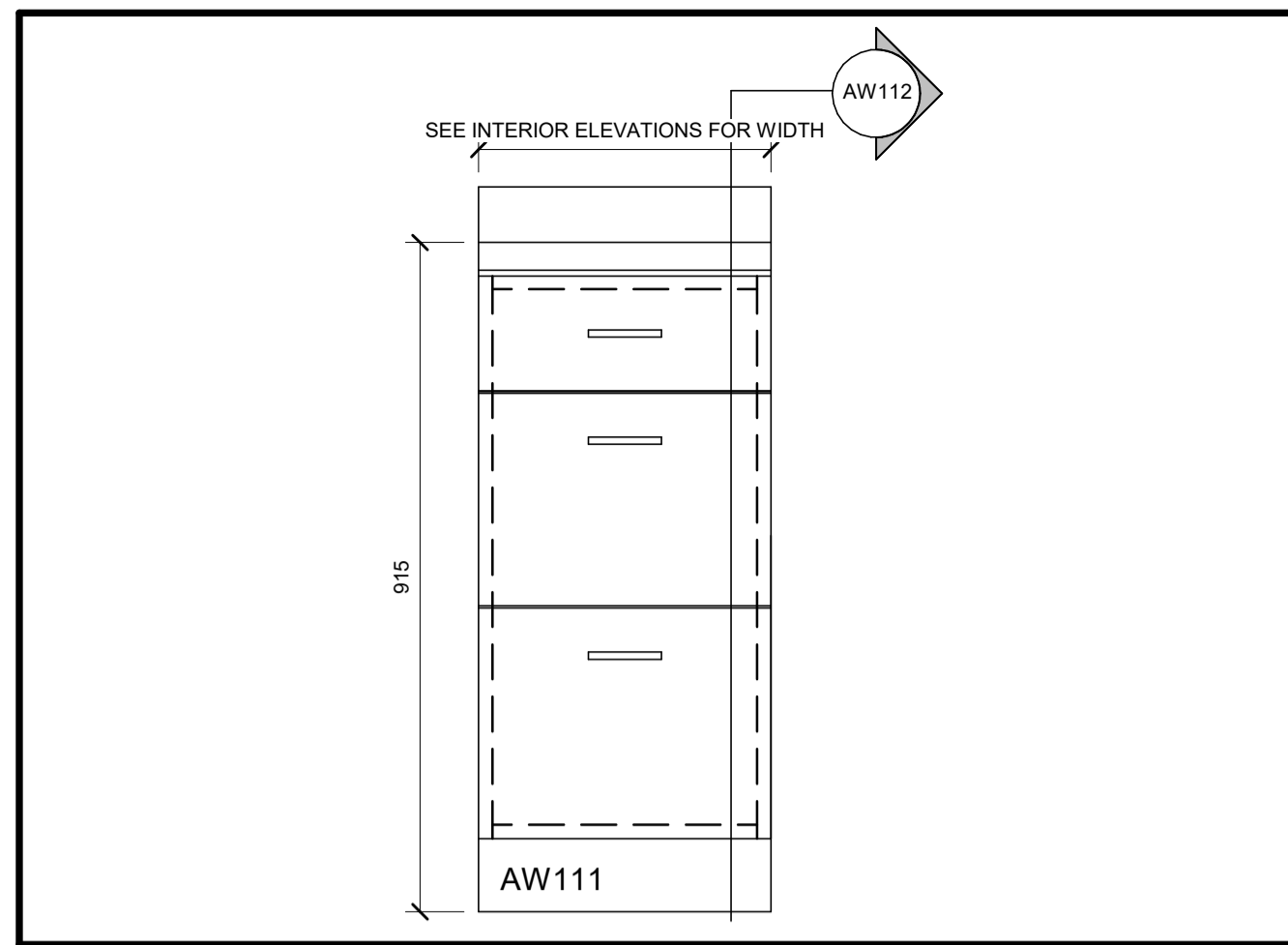
195 Country Hill Dr., Kitchener, ON N2E 2G7

Project No.: 1065C  
Drawn By: CAI  
Plot Date: 2024-02-29

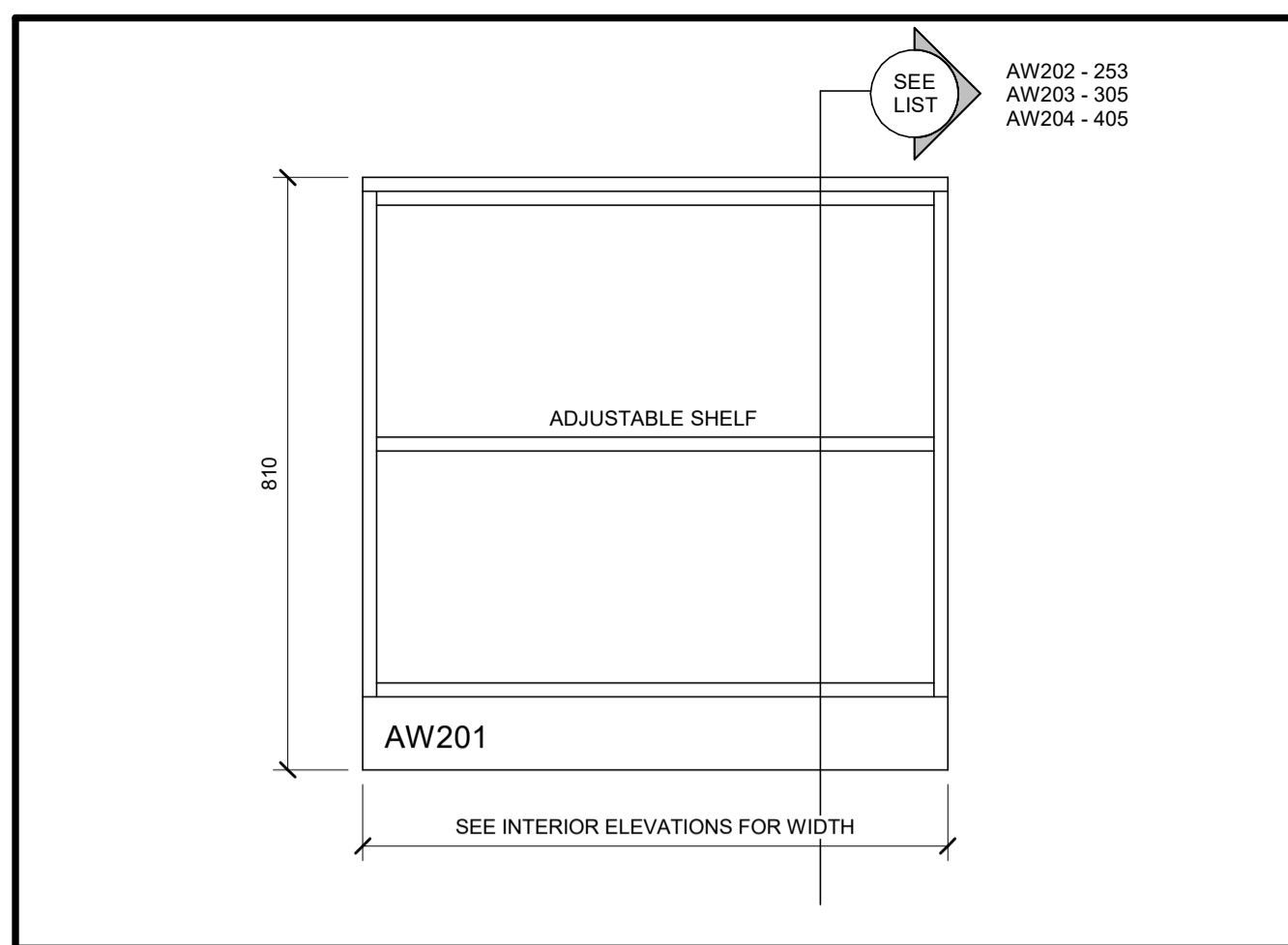
**A6.01**



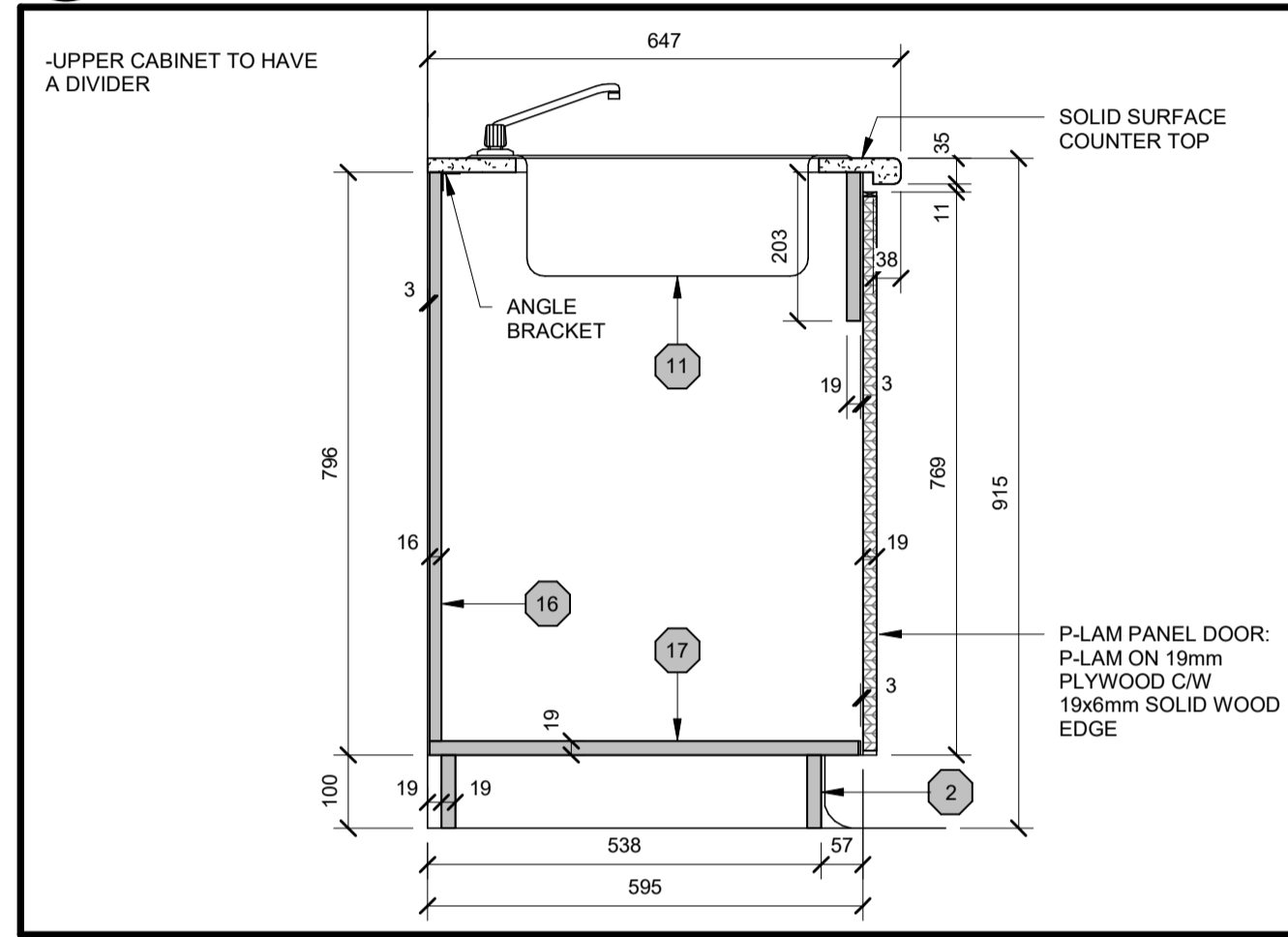
1 AW105 - ELEVATION  
A6.02



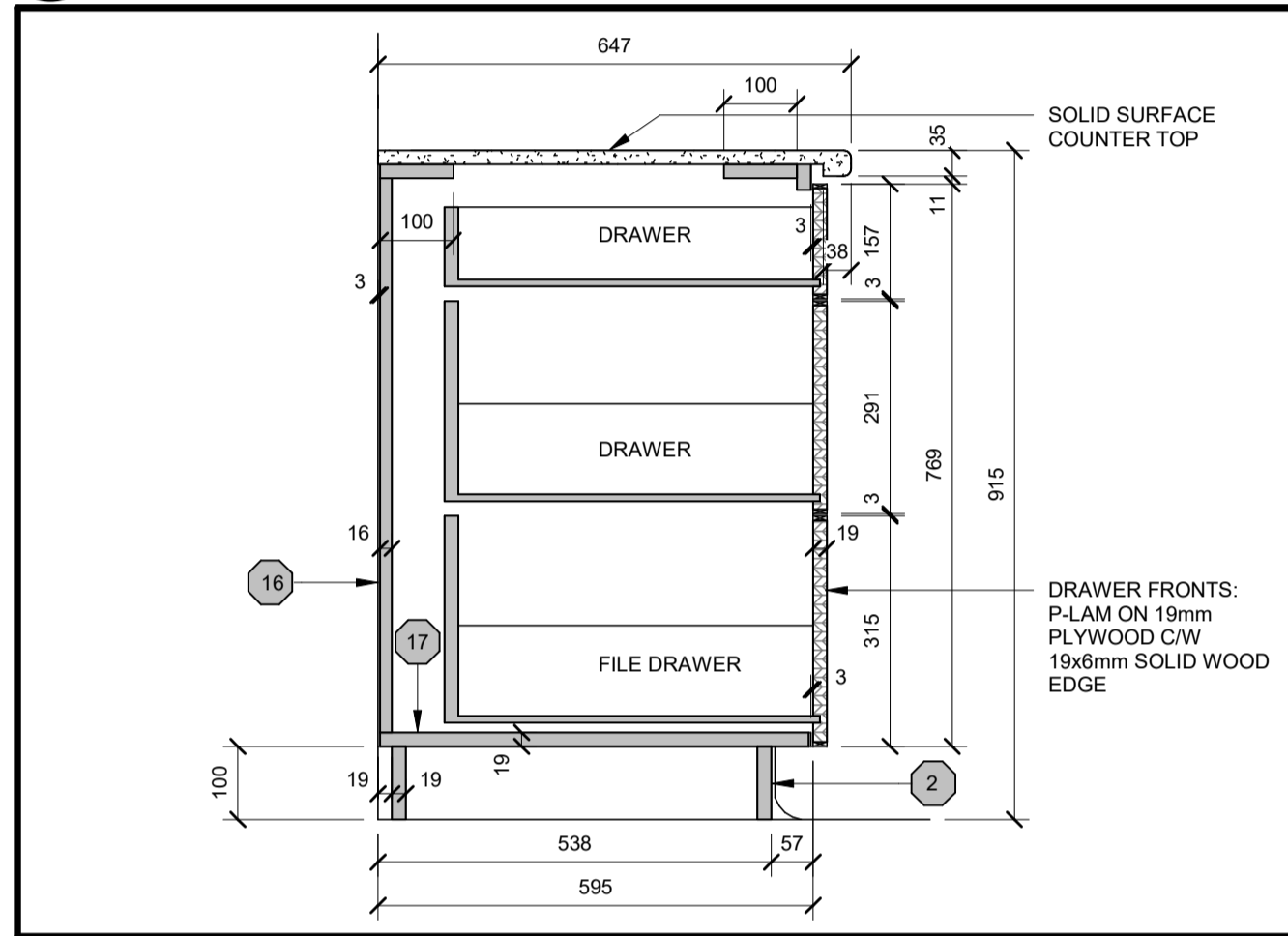
3 AW111 - ELEVATION  
A6.02



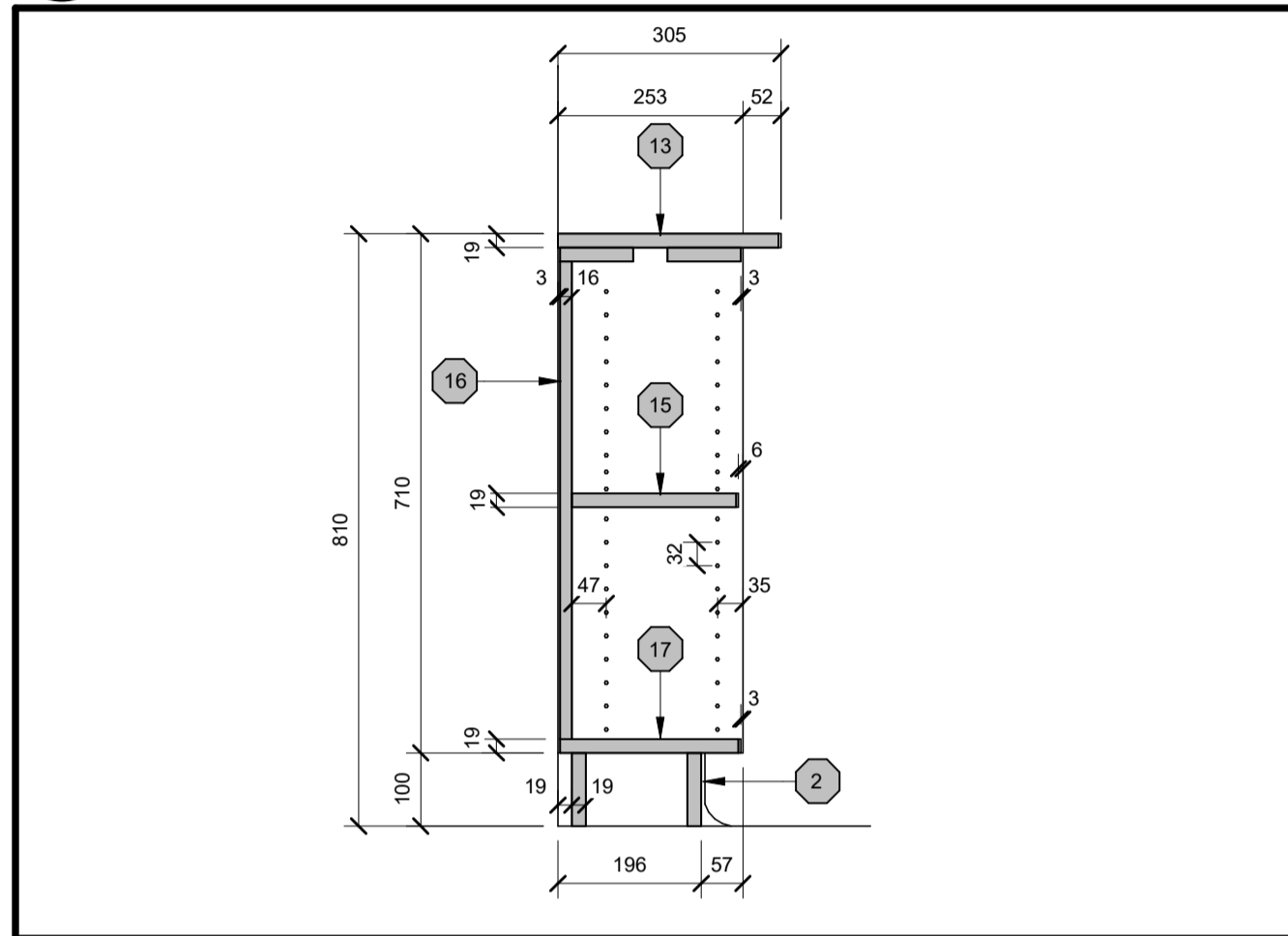
5 AW201 - ELEVATION  
A6.02



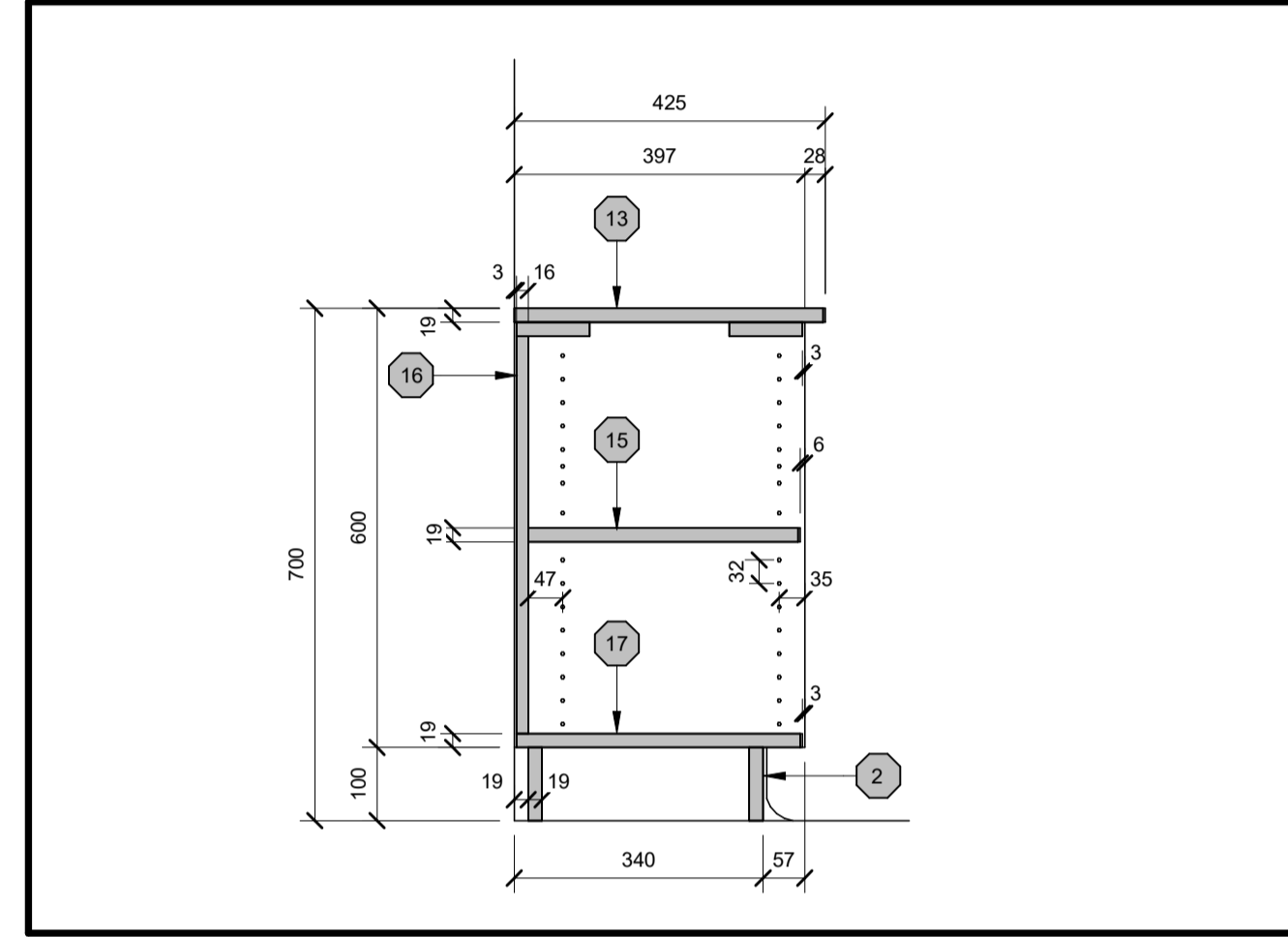
2 AW106 - MILLWORK DETAIL  
A6.02



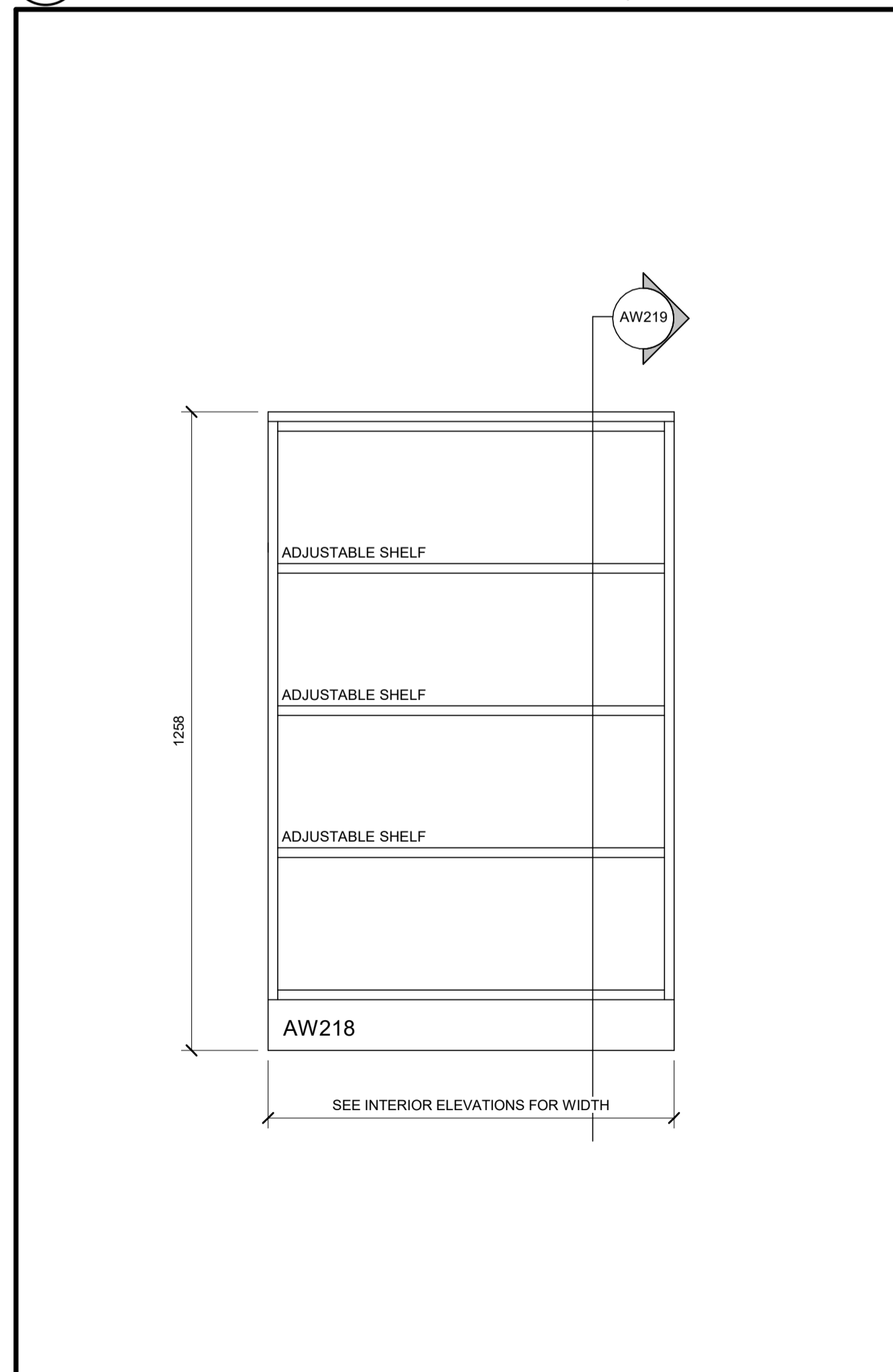
4 AW112 - MILLWORK DETAIL  
A6.02



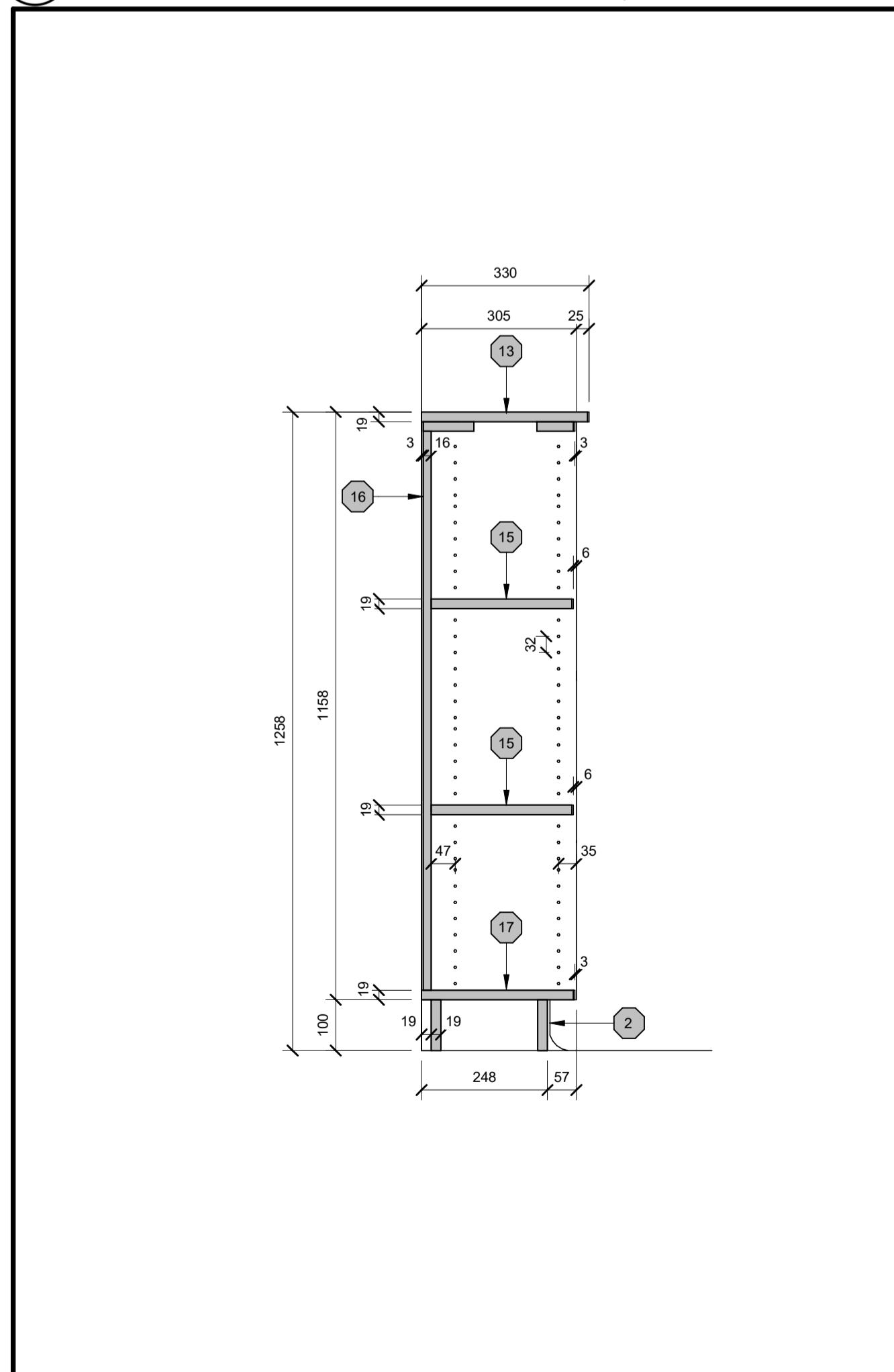
6 AW202 - MILLWORK DETAIL  
A6.02



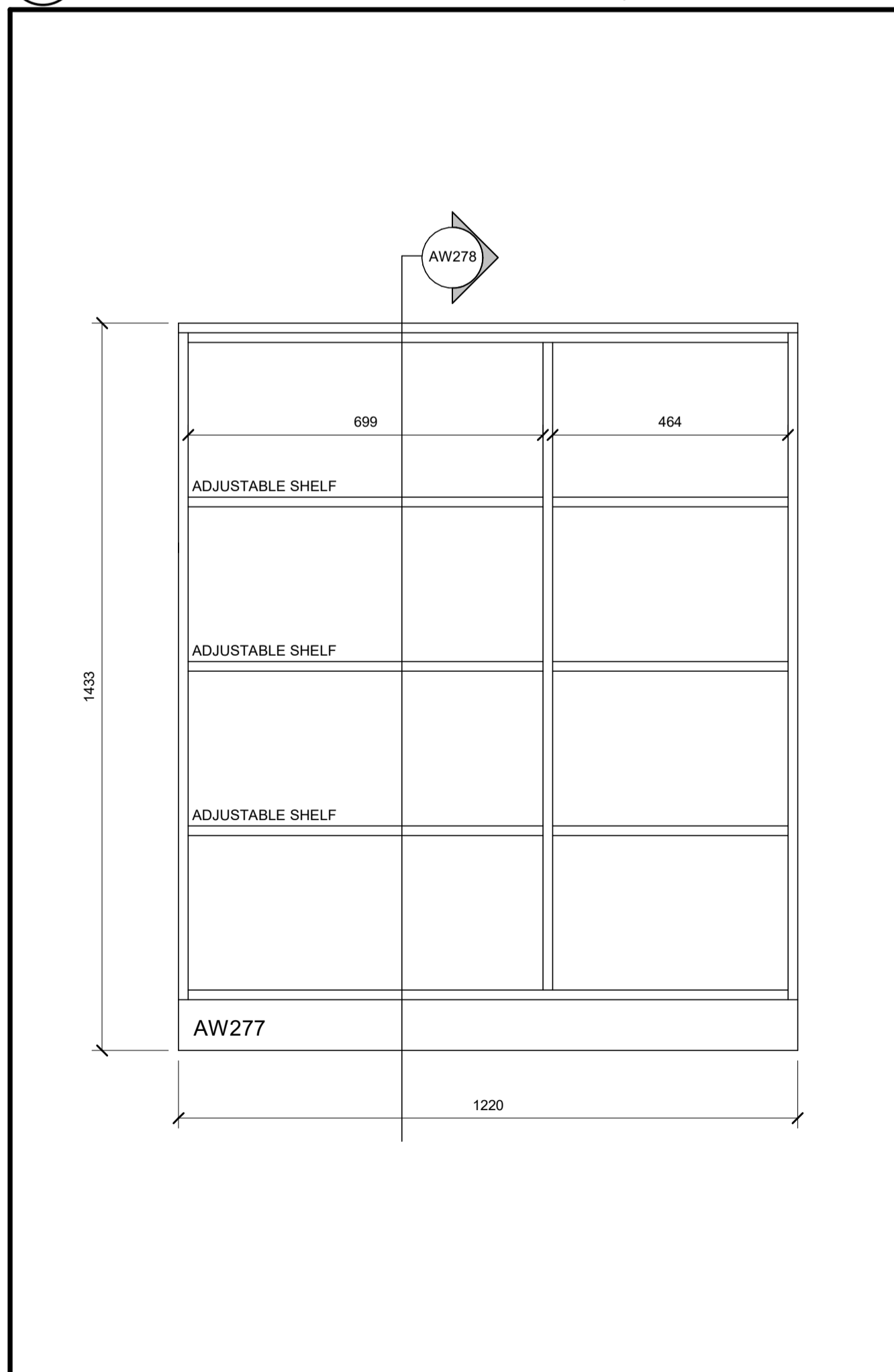
7 AW213 - MILLWORK DETAIL  
A6.02



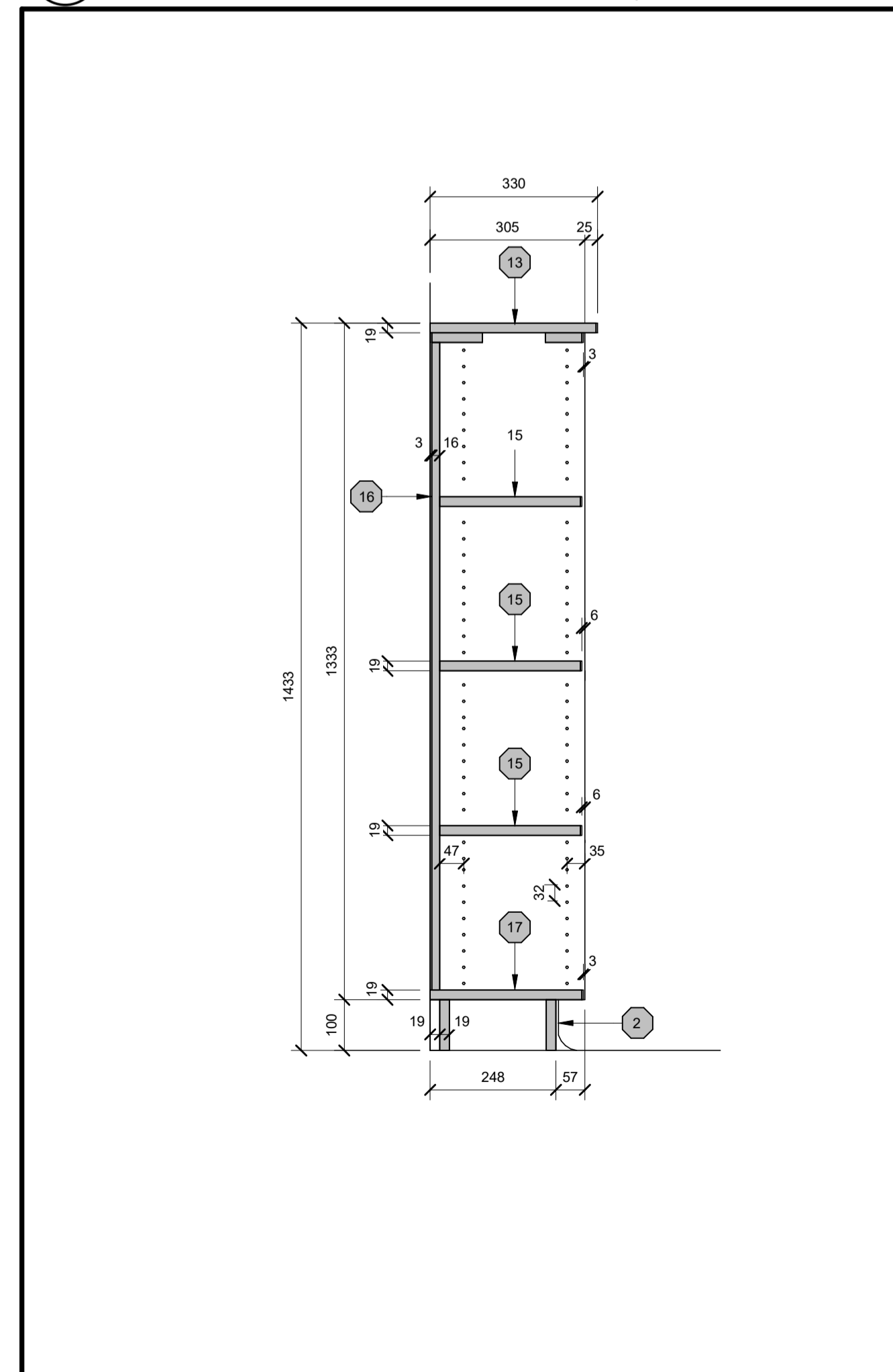
8 AW218 - ELEVATION  
A6.02



9 AW219 - MILLWORK DETAIL  
A6.02

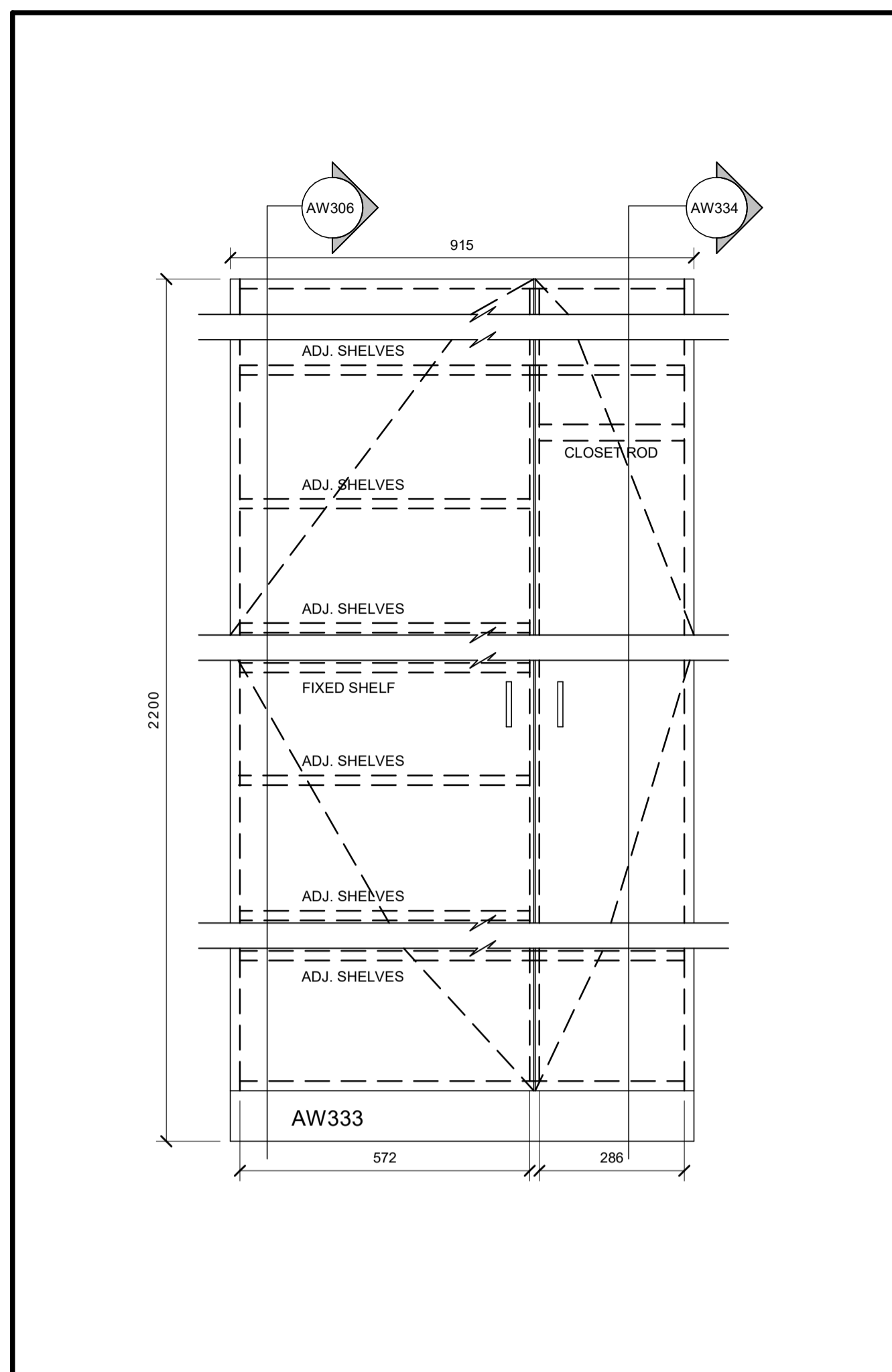


10 AW277 - ELEVATION  
A6.02

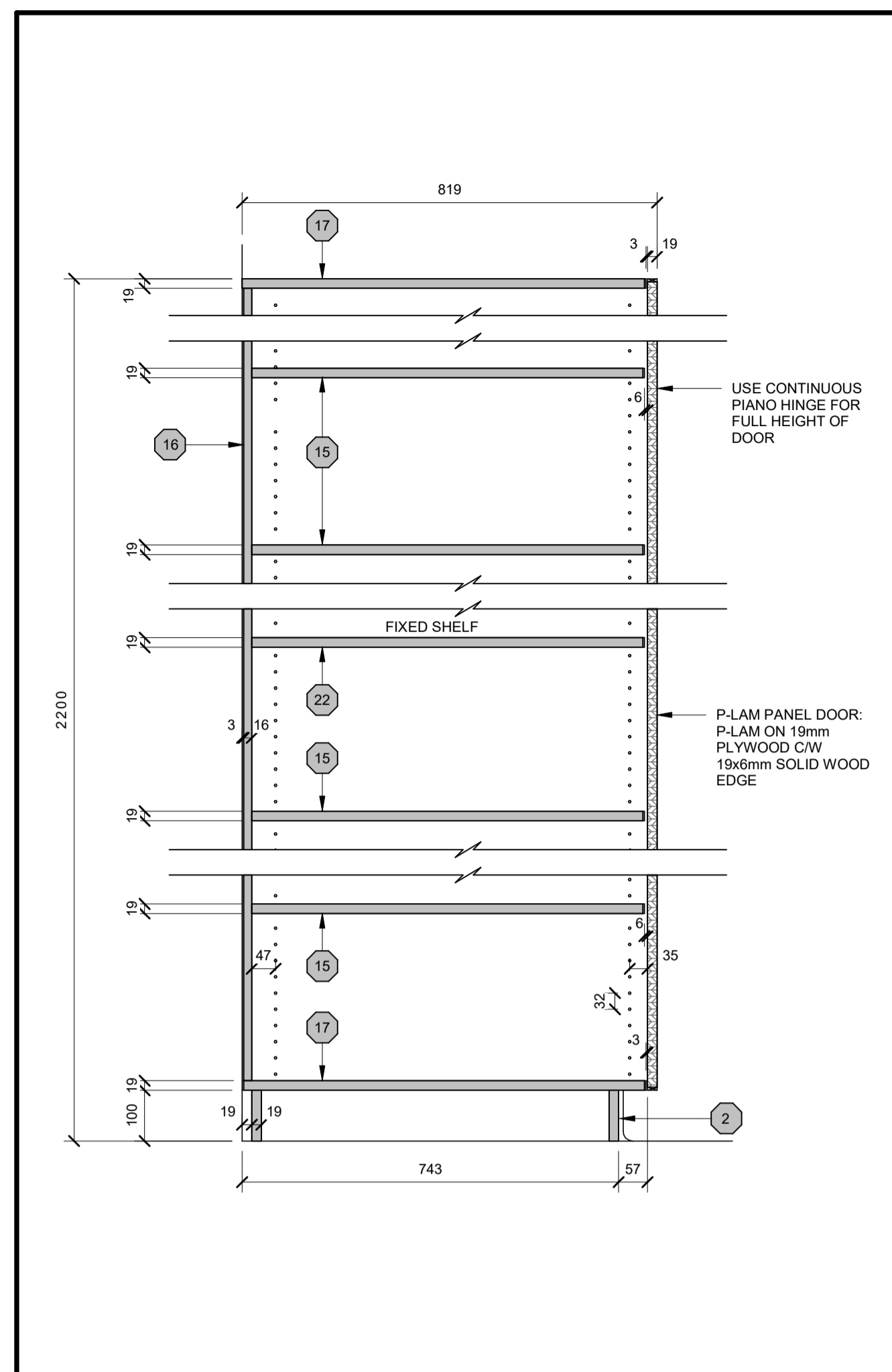


11 AW278 - MILLWORK DETAIL  
A6.02

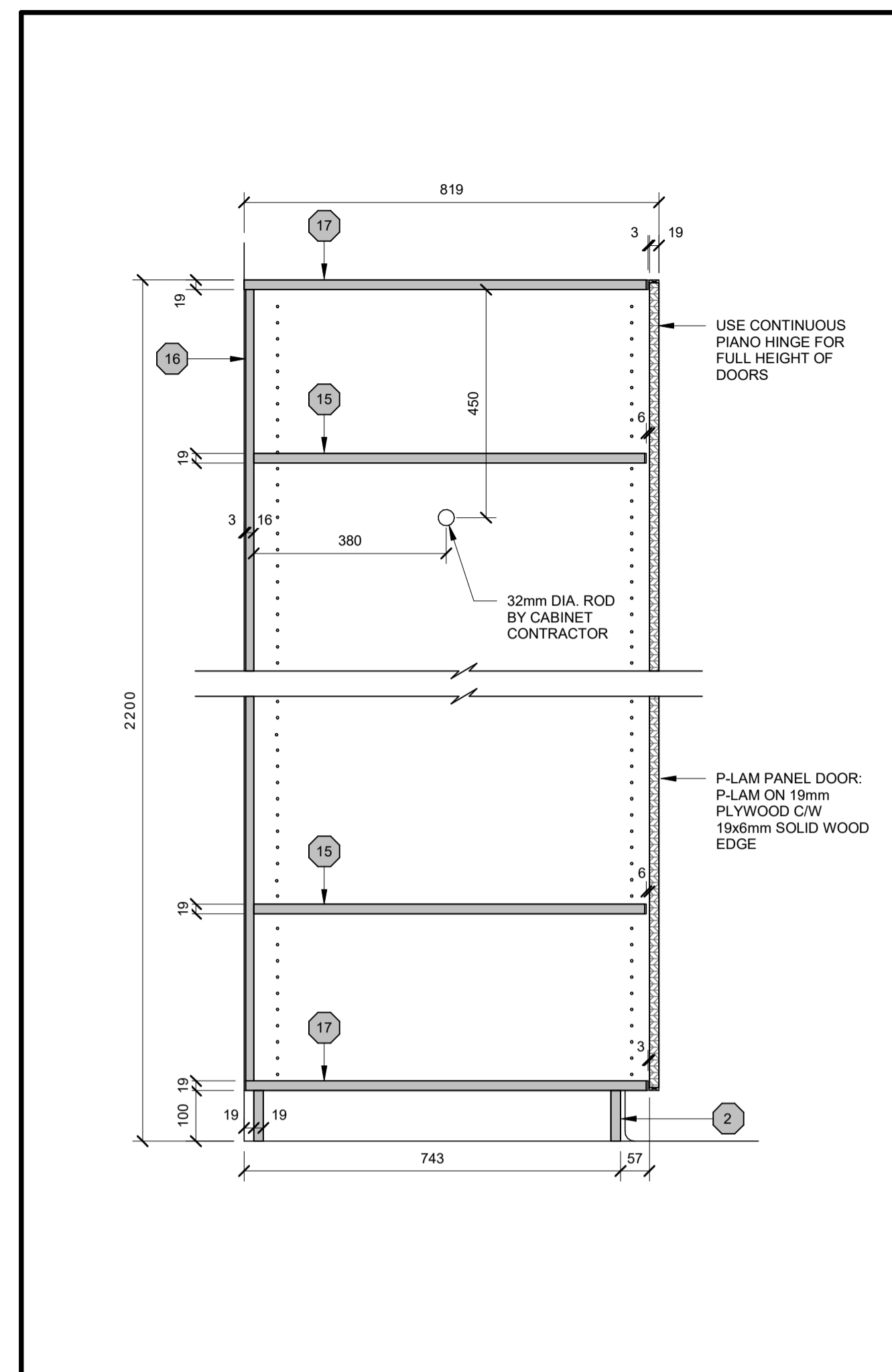




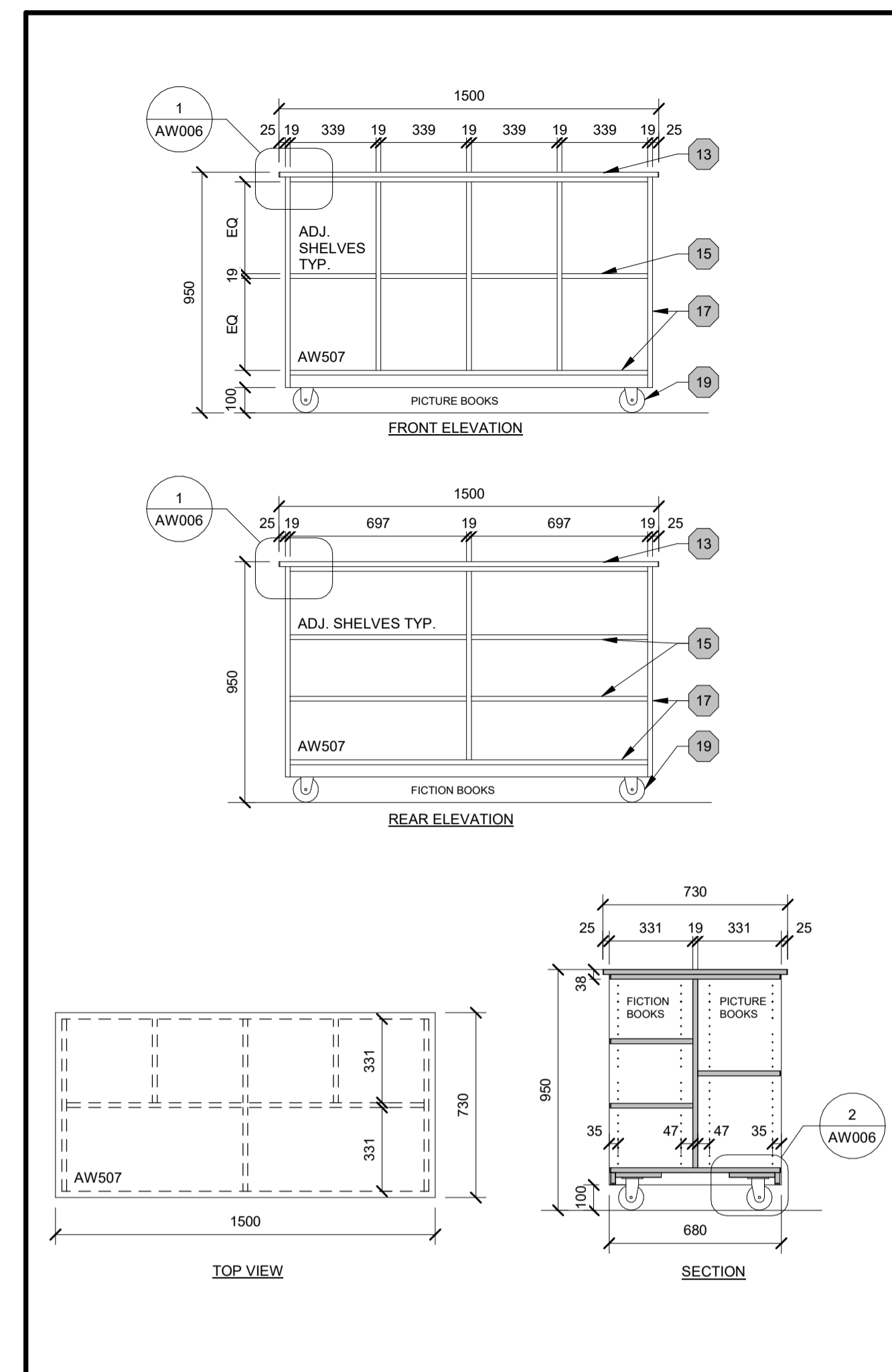
1 AW333 - MILLWORK DETAIL  
A6.03 0 100 200 500mm 1:10



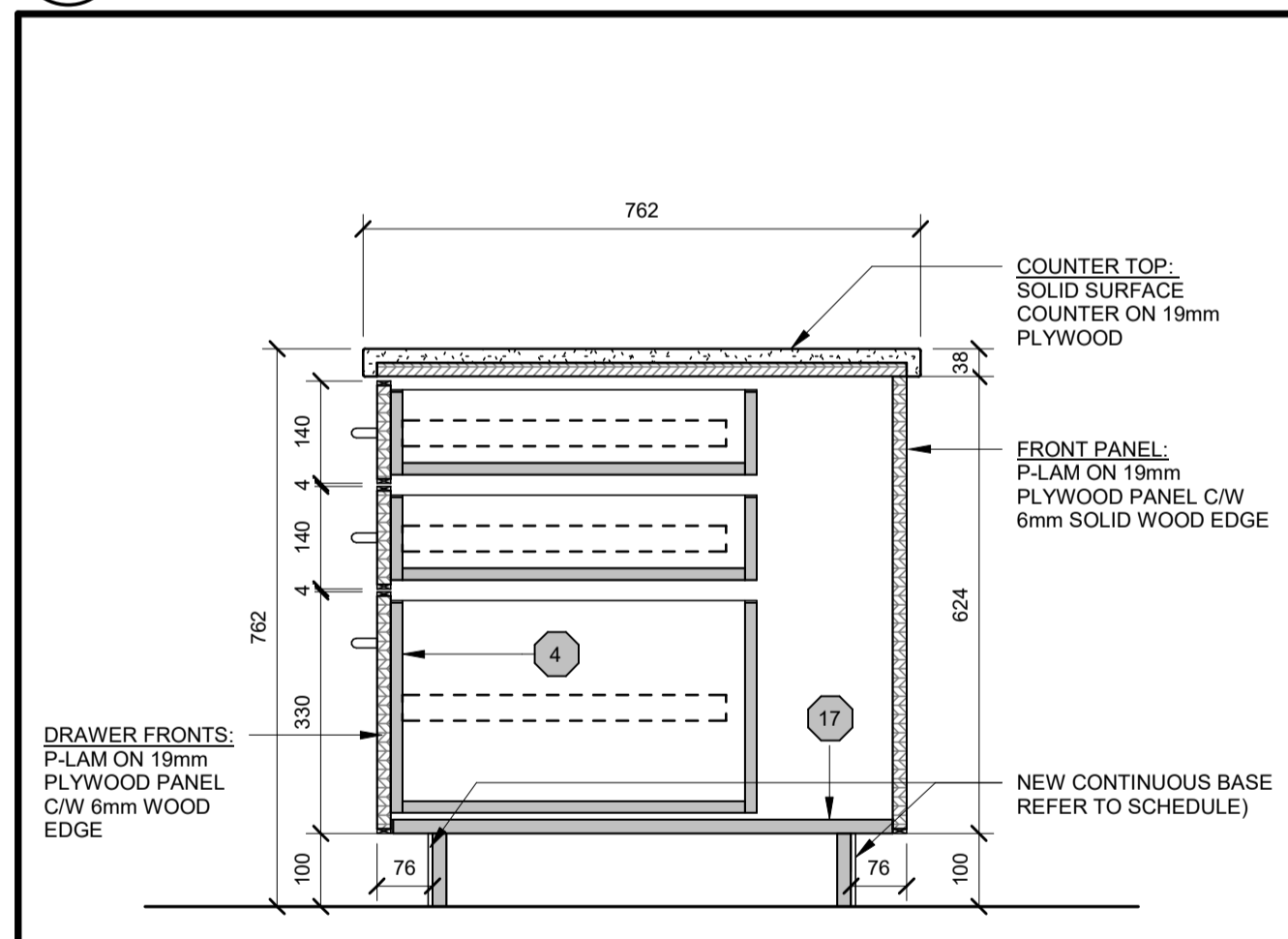
2 AW306 - MILLWORK DETAIL  
A6.03 0 100 200 500mm 1:10



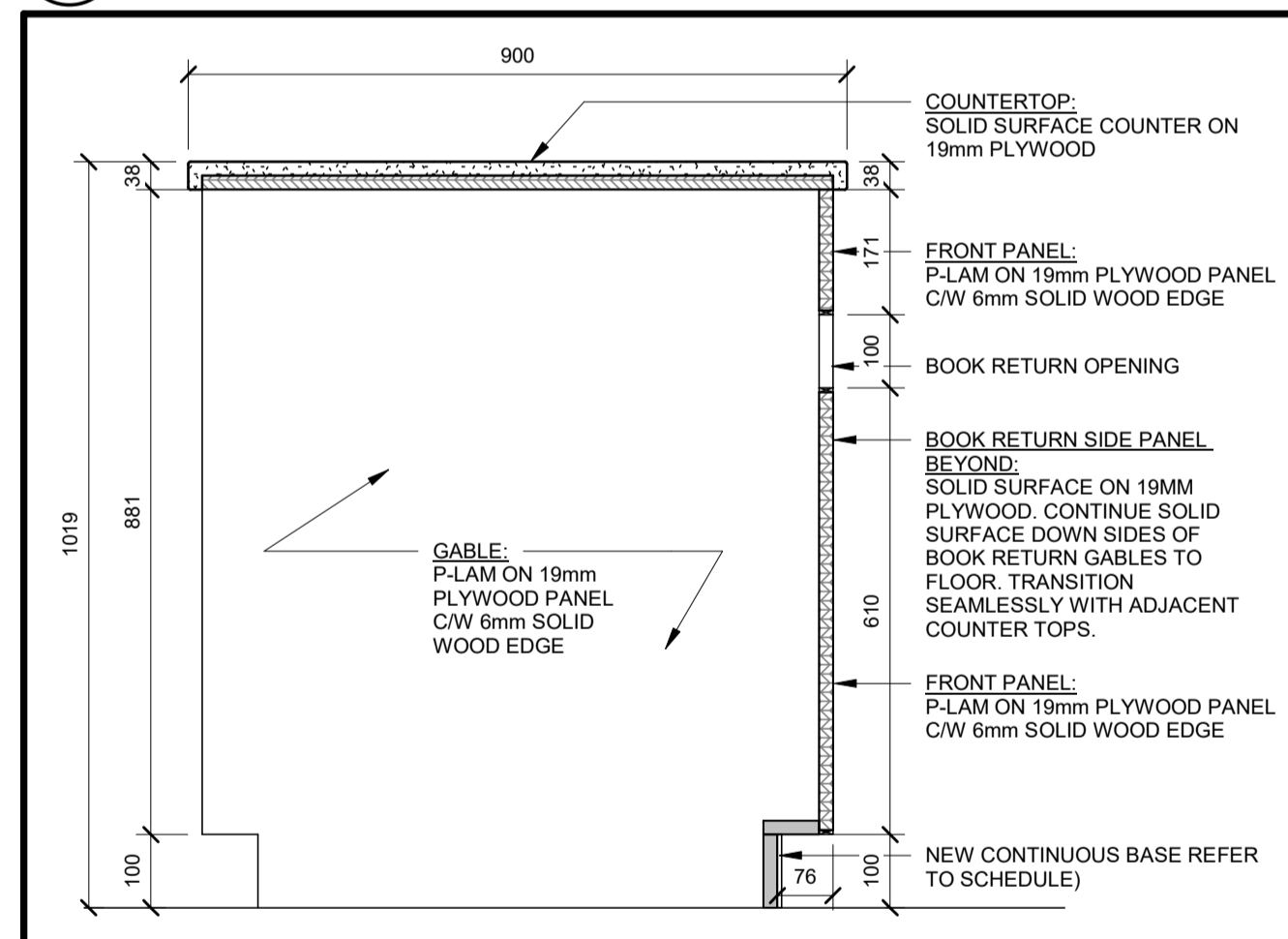
3 AW334 - MILLWORK DETAIL  
A6.03 0 100 200 500mm 1:10



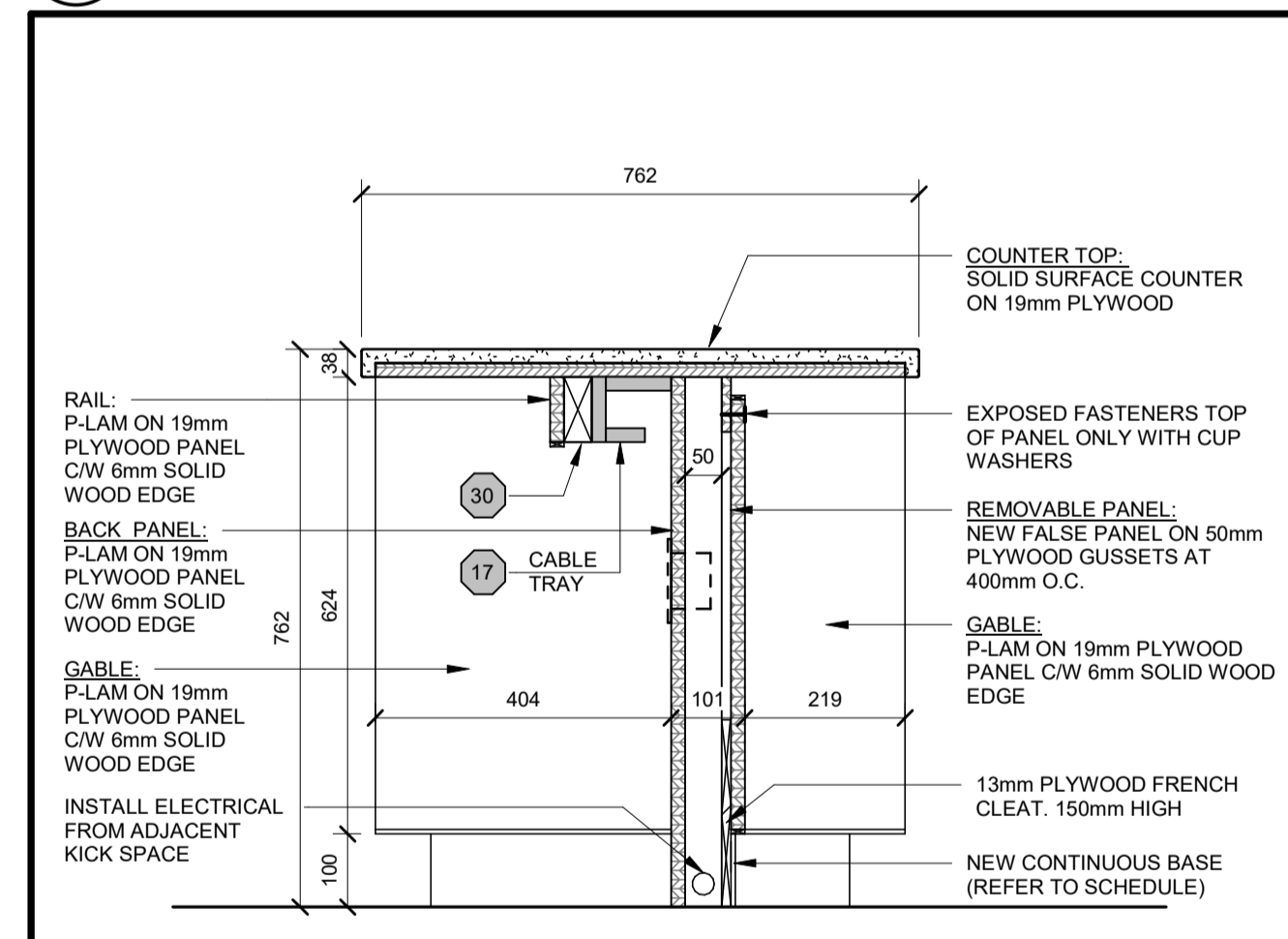
4 AW507 - MILLWORK DETAIL  
A6.03 0 200 400 1000mm 1:20



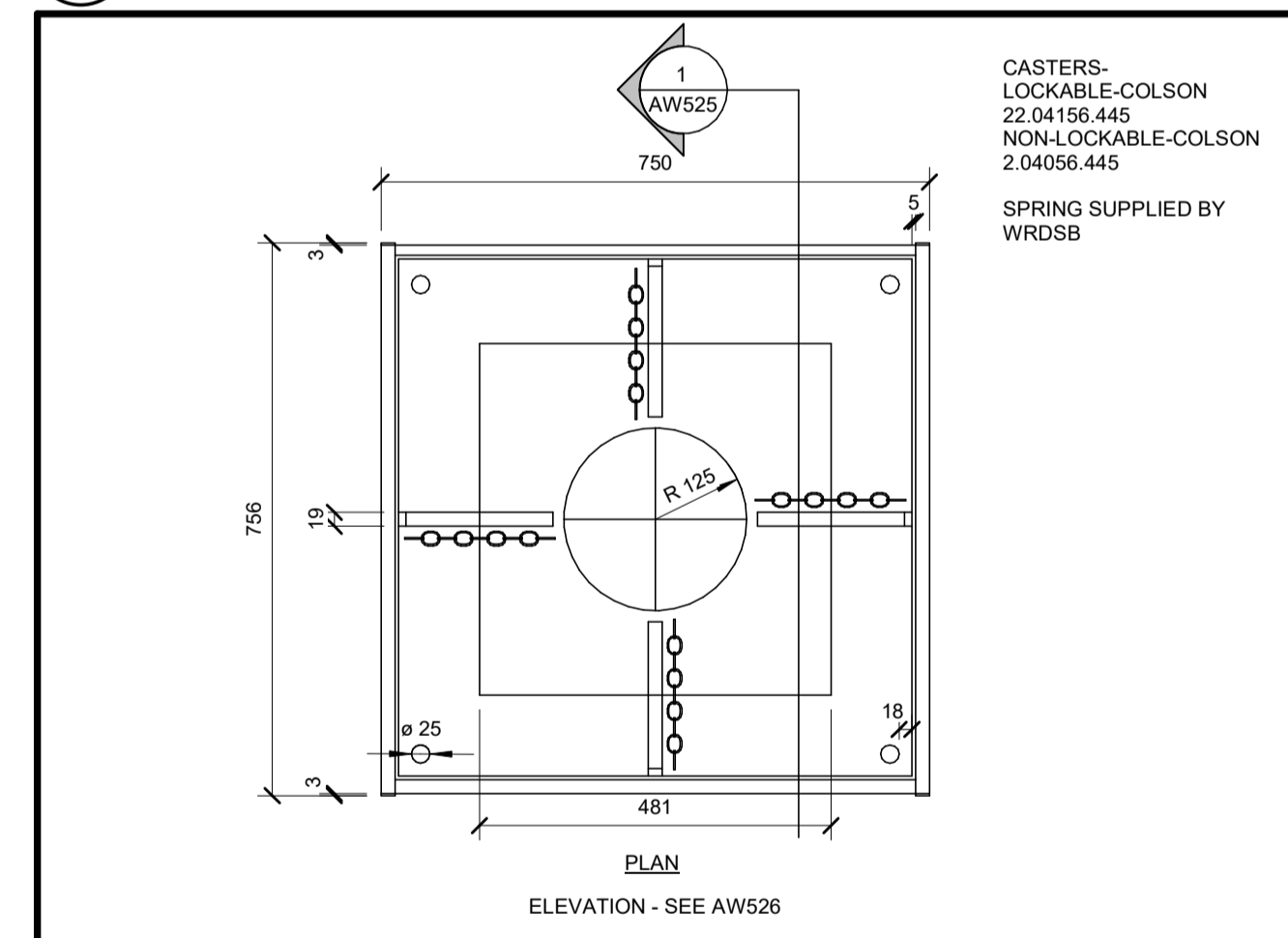
5 AW523a - CIRCULATION DESK  
A6.03 0 100 200 500mm 1:10



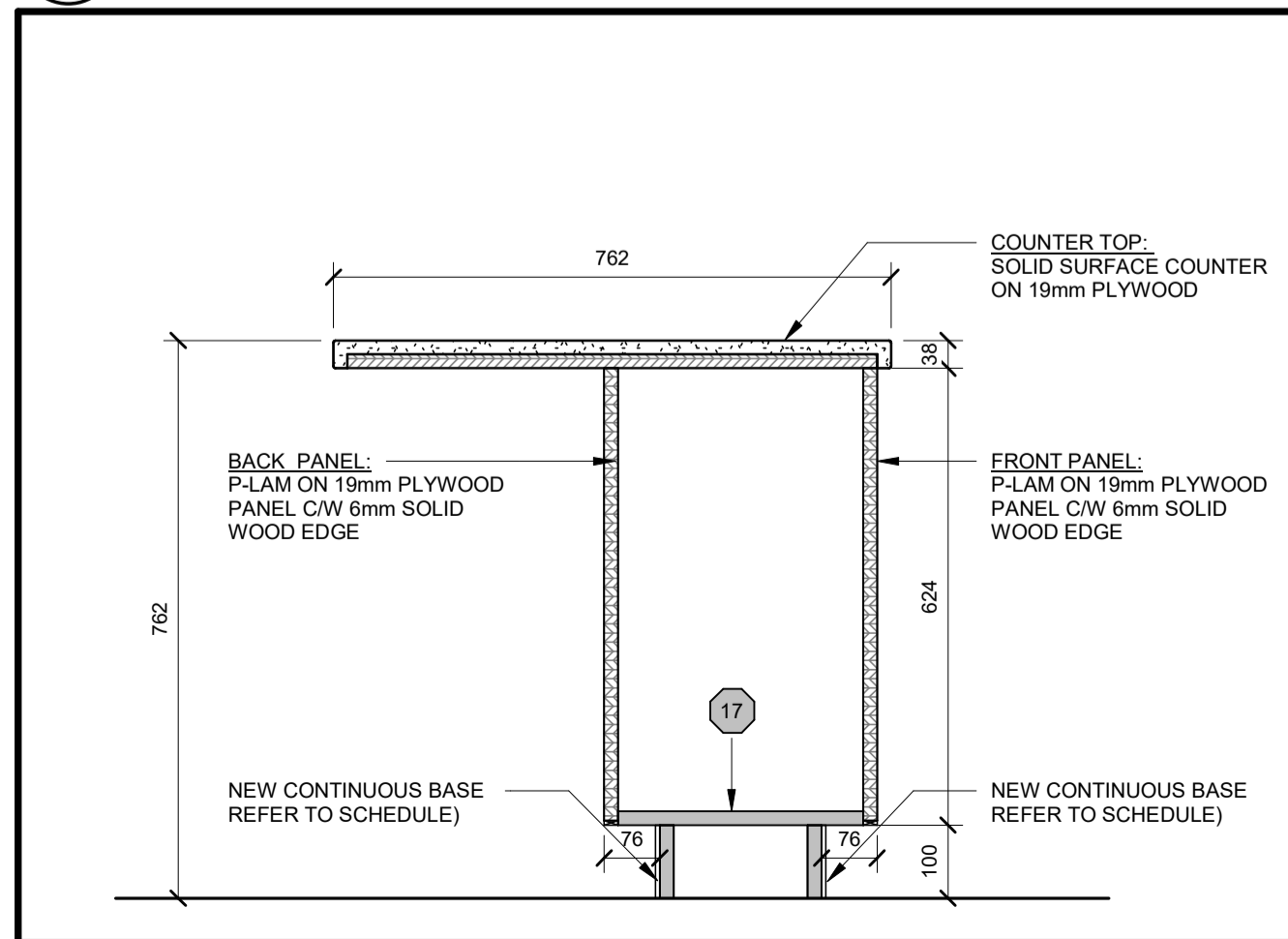
7 AW523c - CIRCULATION DESK  
A6.03 0 100 200 500mm 1:10



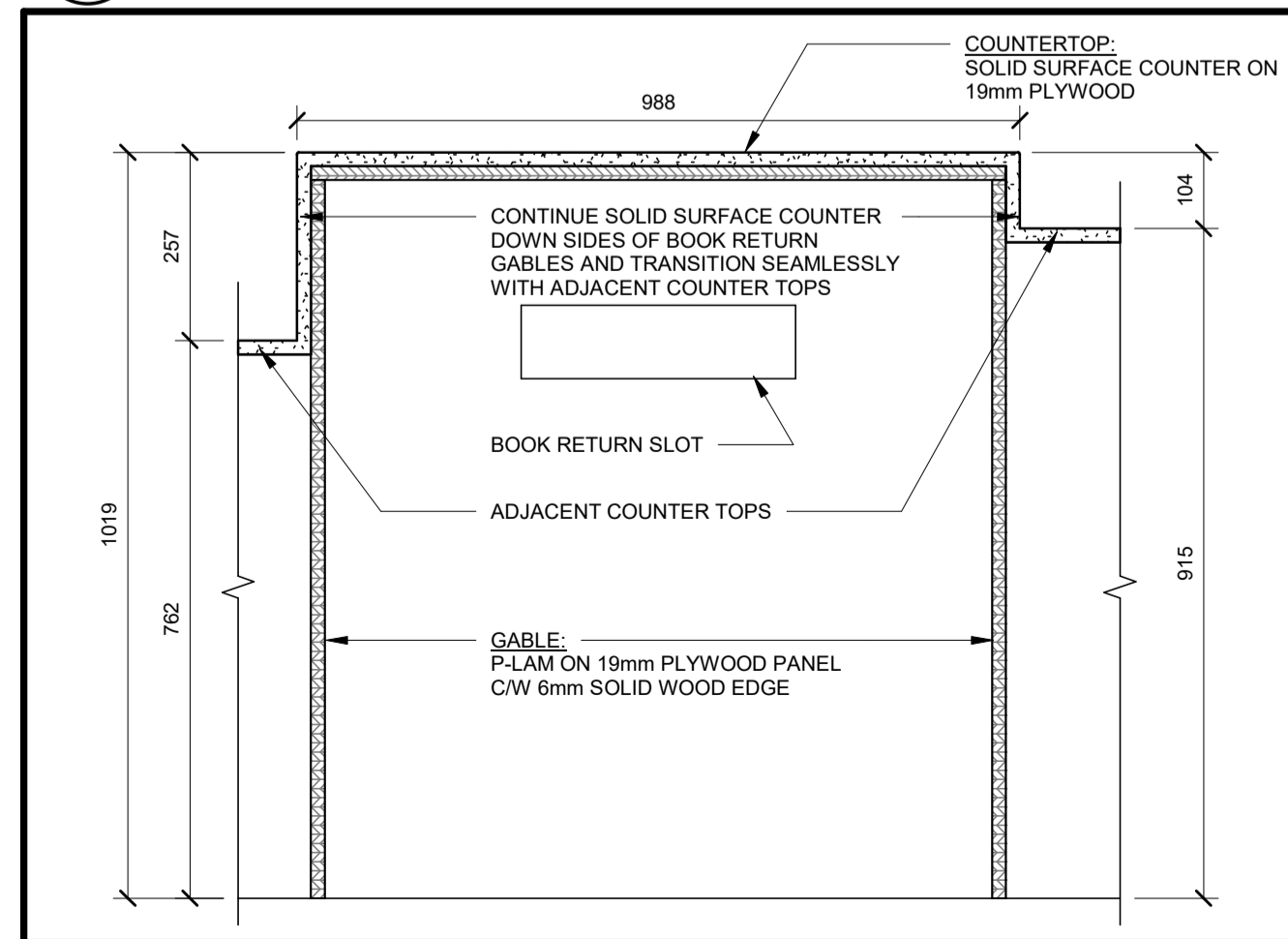
9 AW523e - CIRCULATION DESK  
A6.03 0 100 200 500mm 1:10



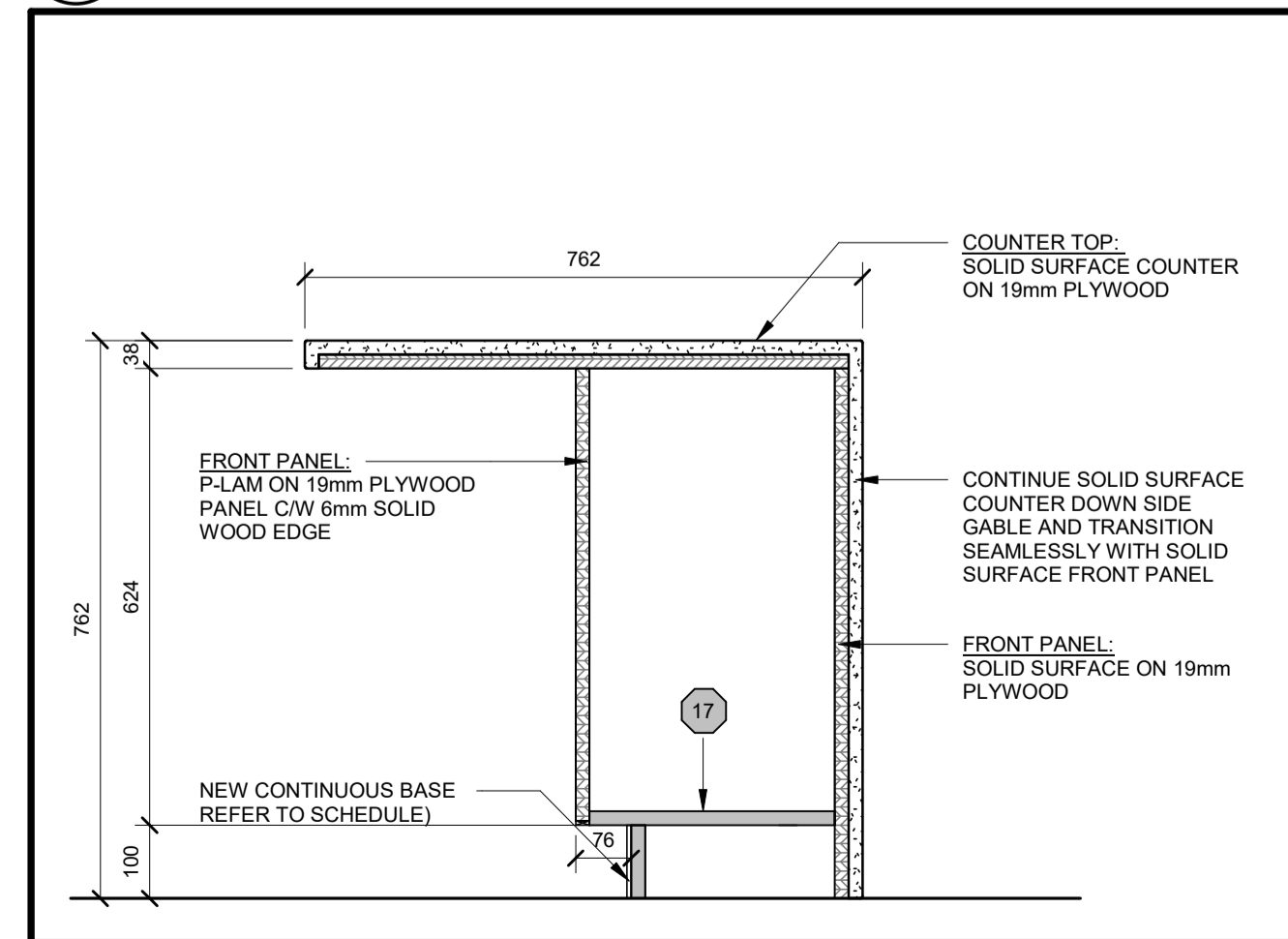
11 AW524 - BOOK RETURN CART  
A6.03 0 100 200 500mm 1:10



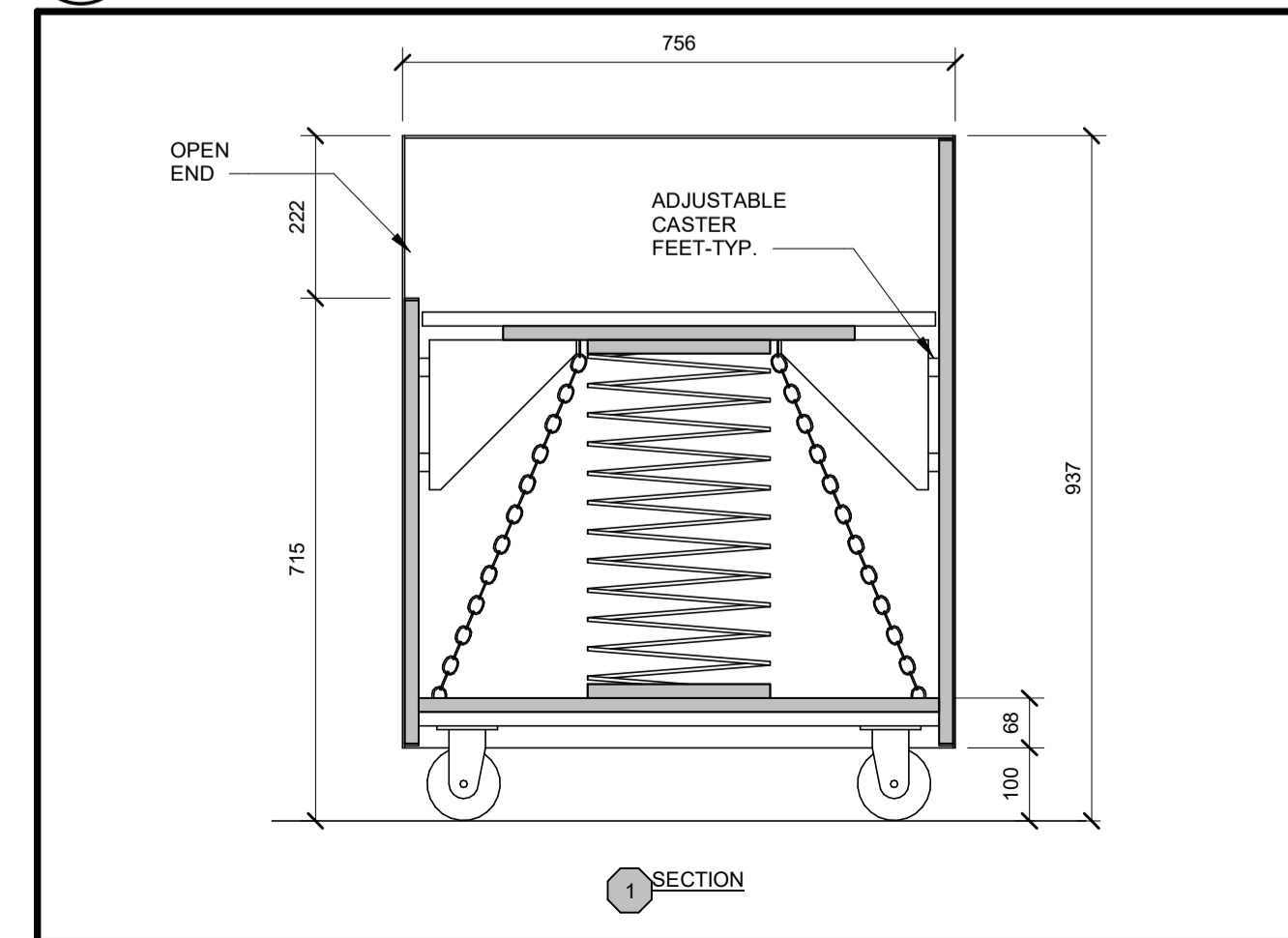
6 AW523b - CIRCULATION DESK  
A6.03 0 100 200 500mm 1:10



8 AW523d - CIRCULATION DESK  
A6.03 0 100 200 500mm 1:10

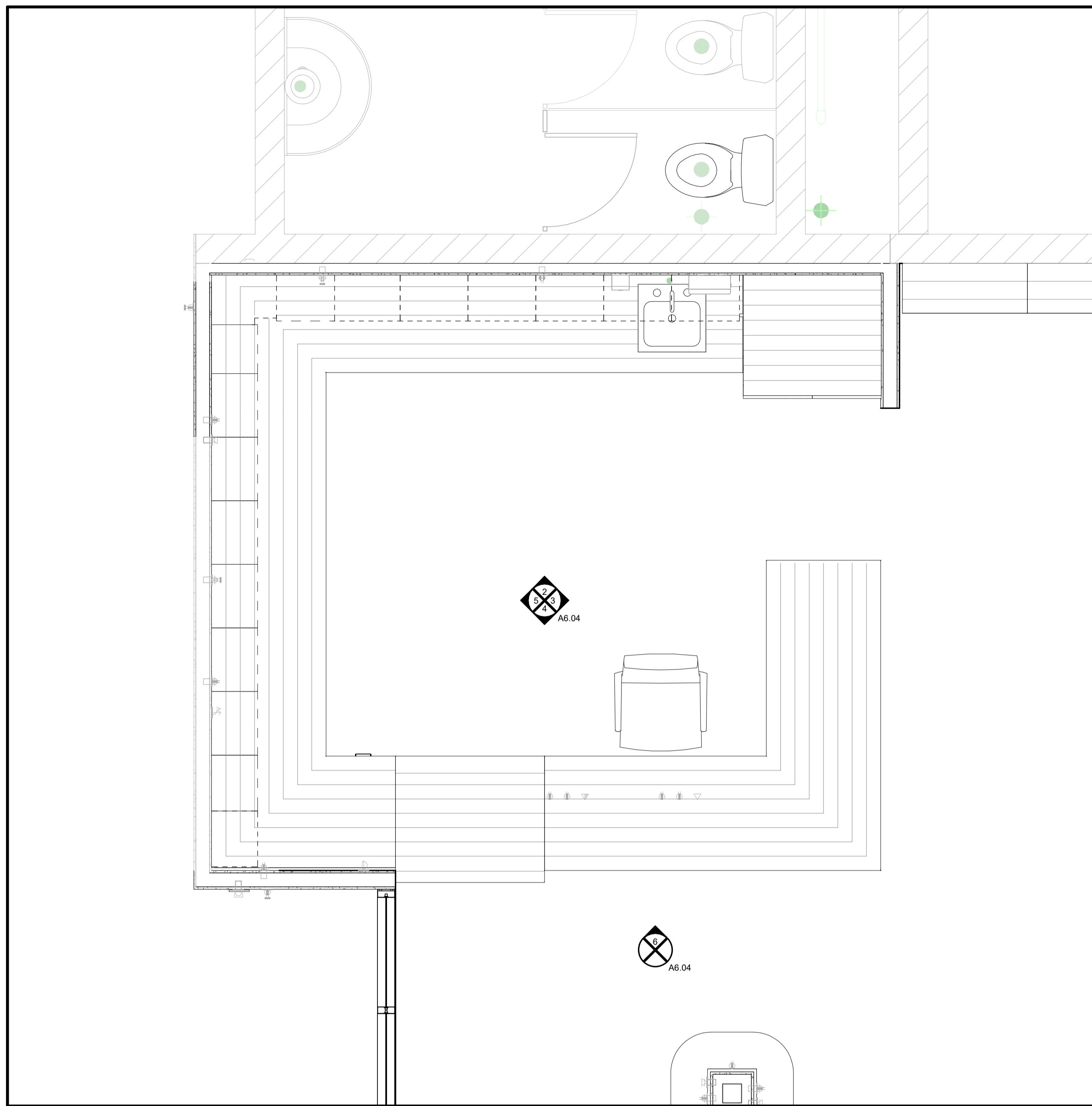


10 AW523f - CIRCULATION DESK  
A6.03 0 100 200 500mm 1:10

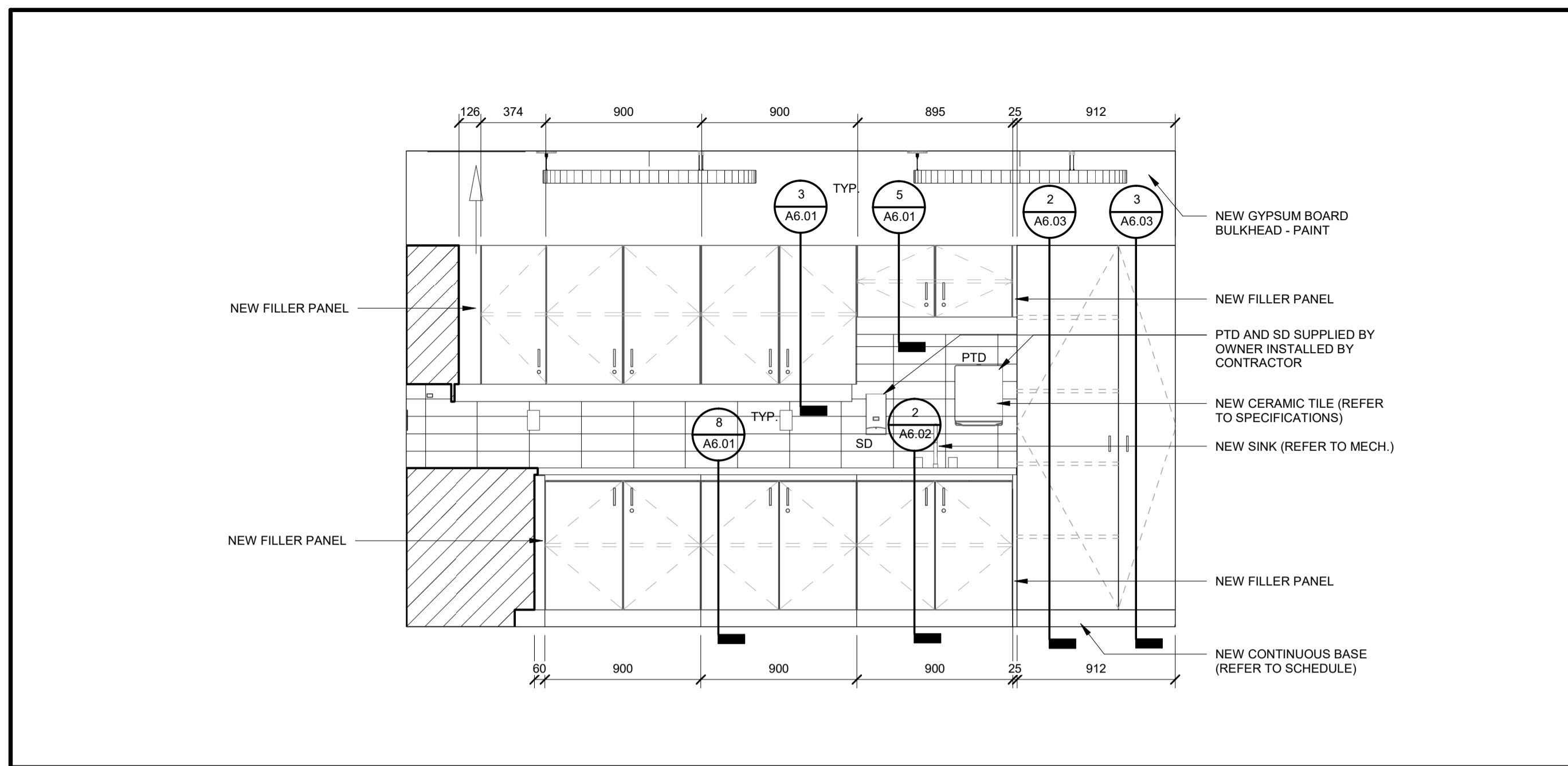


12 AW525 - BOOK RETURN CART  
A6.03 0 100 200 500mm 1:10

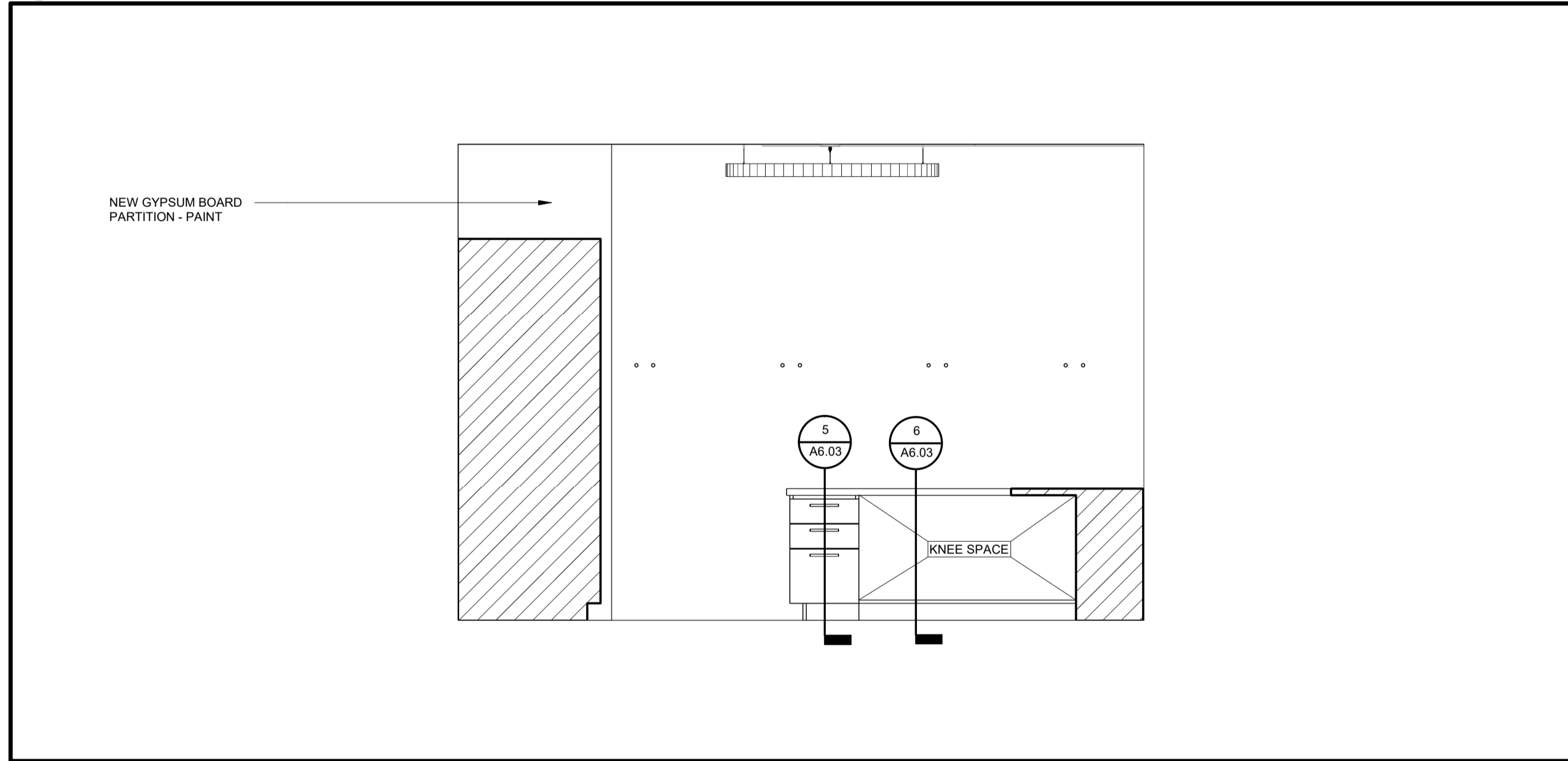




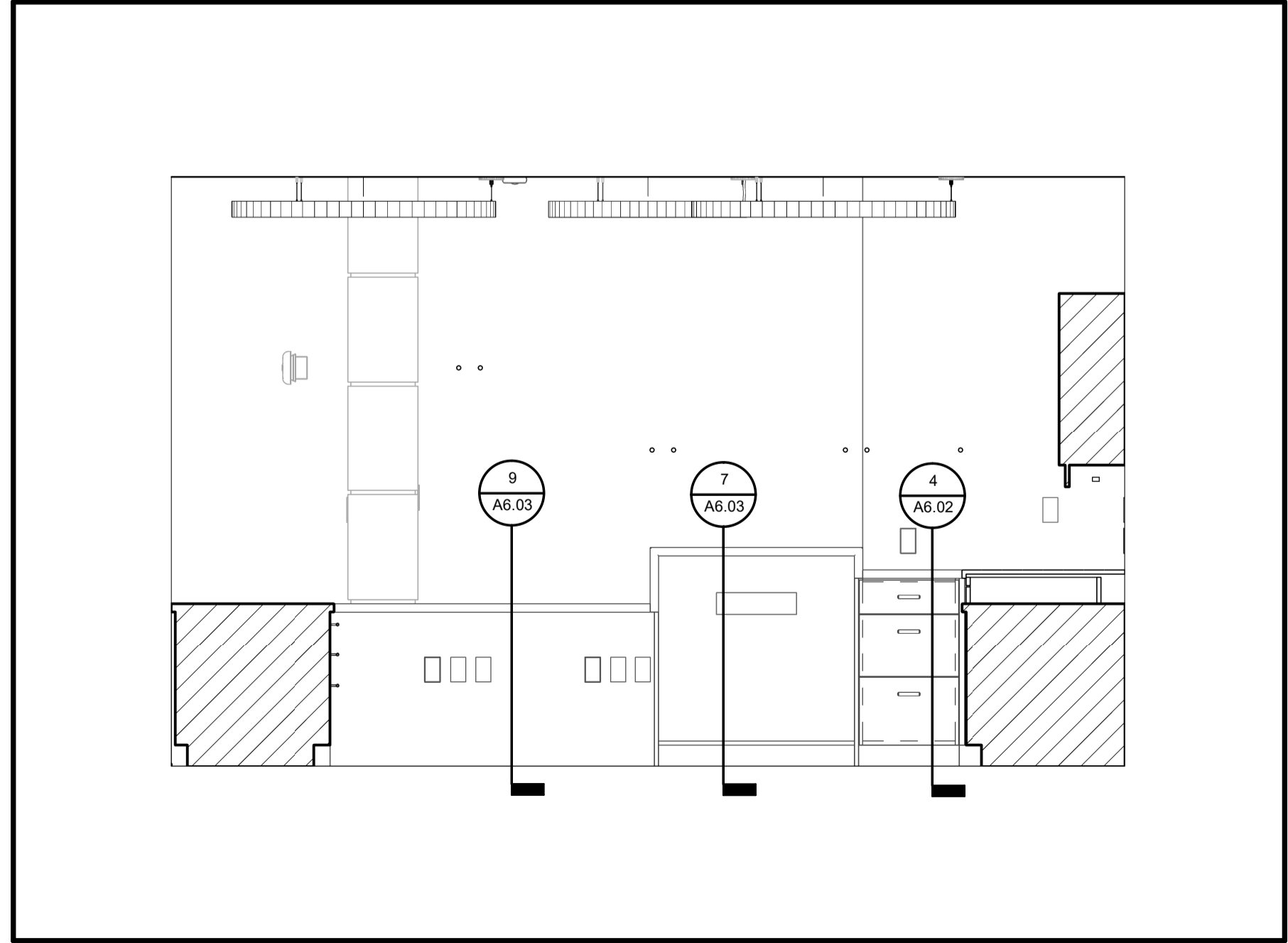
1 CIRCULATION DESK PLAN  
A6.04



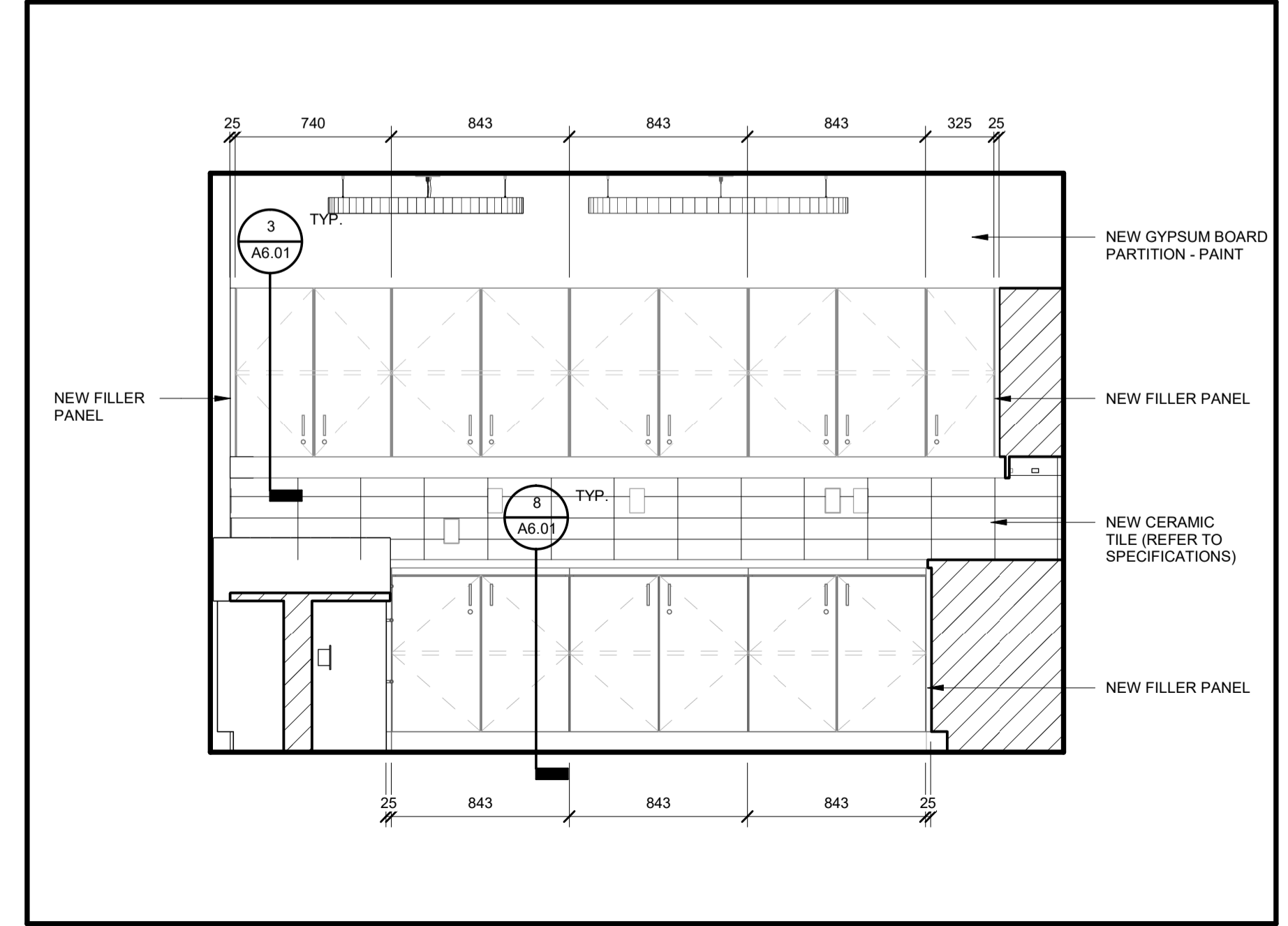
2 CIRCULATION DESK - INSIDE NORTH ELEVATION  
A6.04



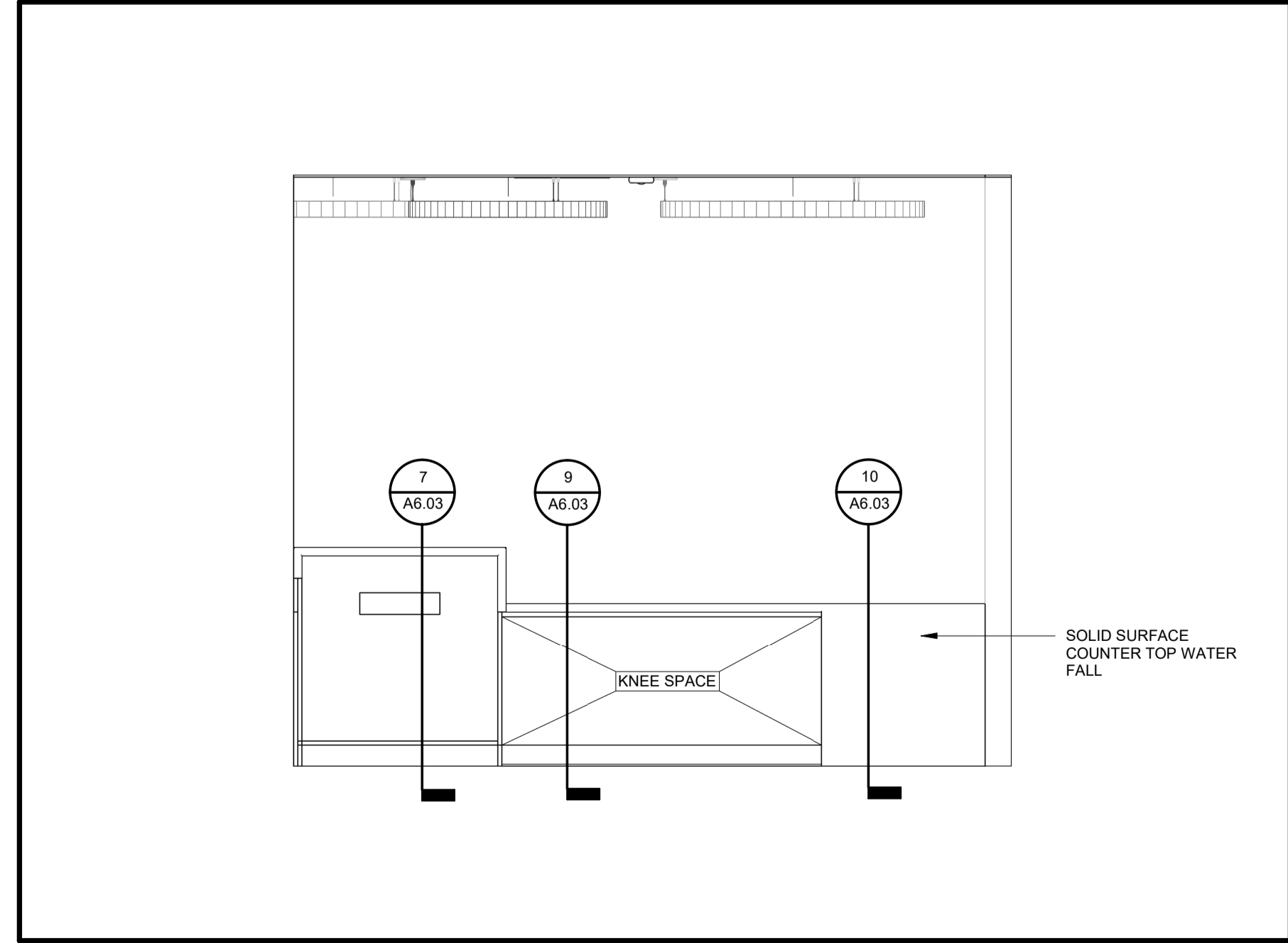
3 CIRCULATION DESK - INSIDE EAST ELEVATION  
A6.04



4 CIRCULATION DESK - INSIDE WEST ELEVATION  
A6.04



5 CIRCULATION DESK - INSIDE SOUTH ELEVATION  
A6.04



6 CIRCULATION DESK - OUTSIDE NORTH ELEVATION  
A6.04

110-700 Richmond St. London, ON Canada N6A 5Z7  
P 519 432 6644 F 519 432 6737  
cornerstonearchitecture.ca

© 2024 Cornerstone Architecture Incorporated. All Rights Reserved.

2024.02.29 ISSUED FOR TENDER

**CORNERSTONE**  
ARCHITECTURE



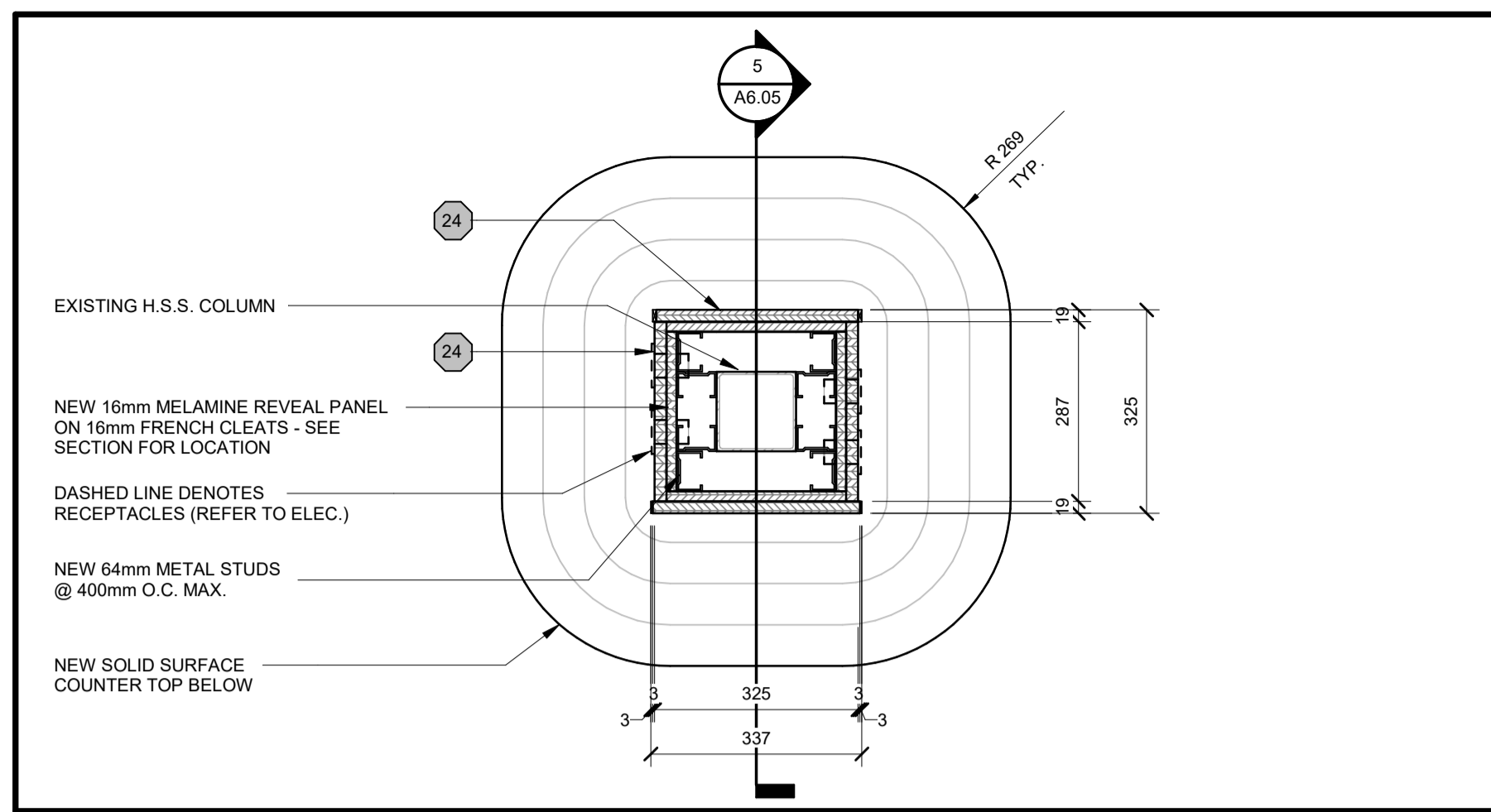
195 Country Hill Dr., Kitchener, ON N2E 2G7

Project No.: 1065C  
Drawn By: CAI  
Plot Date: 2024-02-29

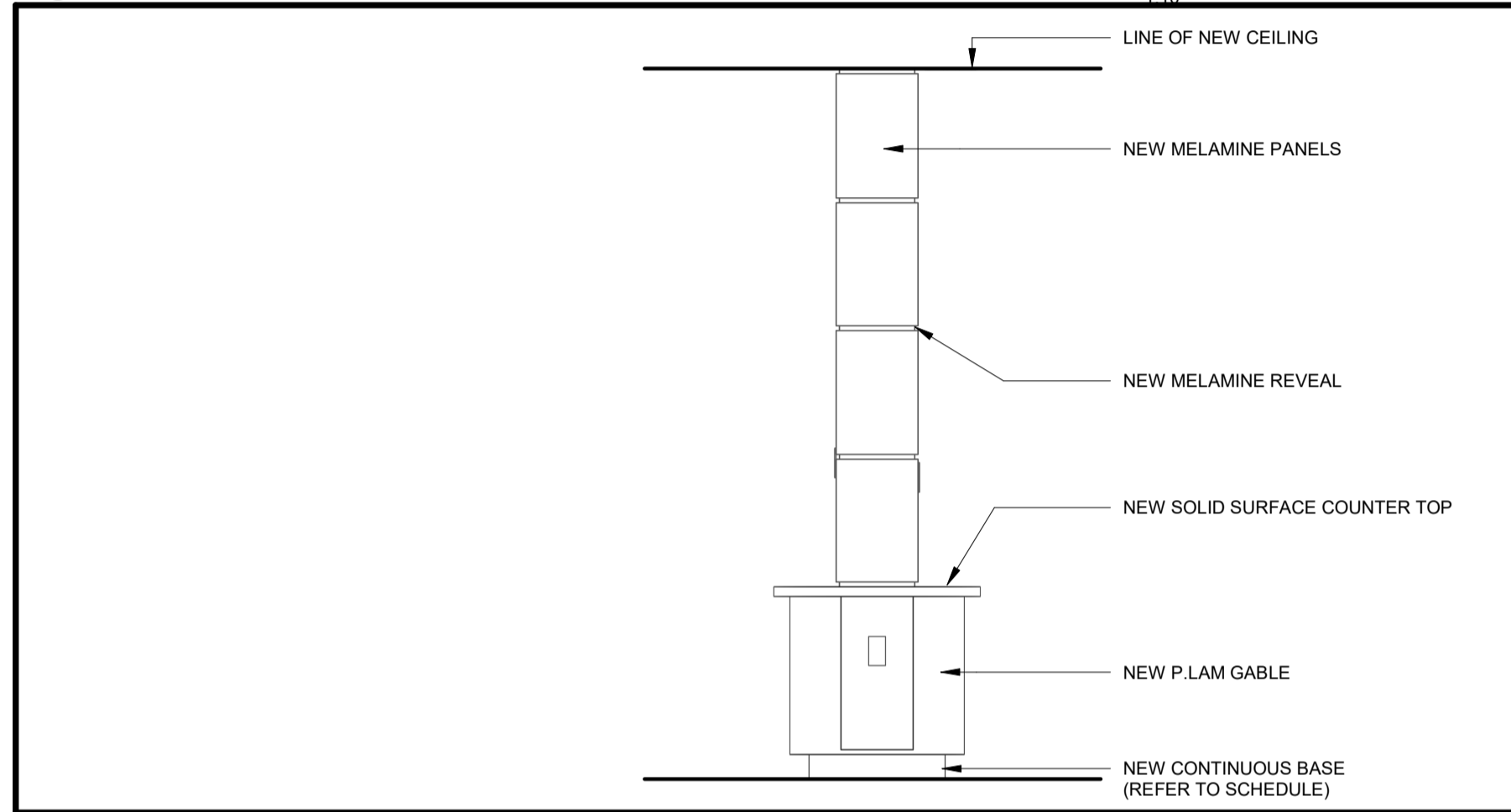
**Country Hills Public School**  
LIBRARY RENOVATION AND GYMNASIUM FLOOR REPLACEMENT  
**MILLWORK - CIRCULATION DESK**

**A6.04**

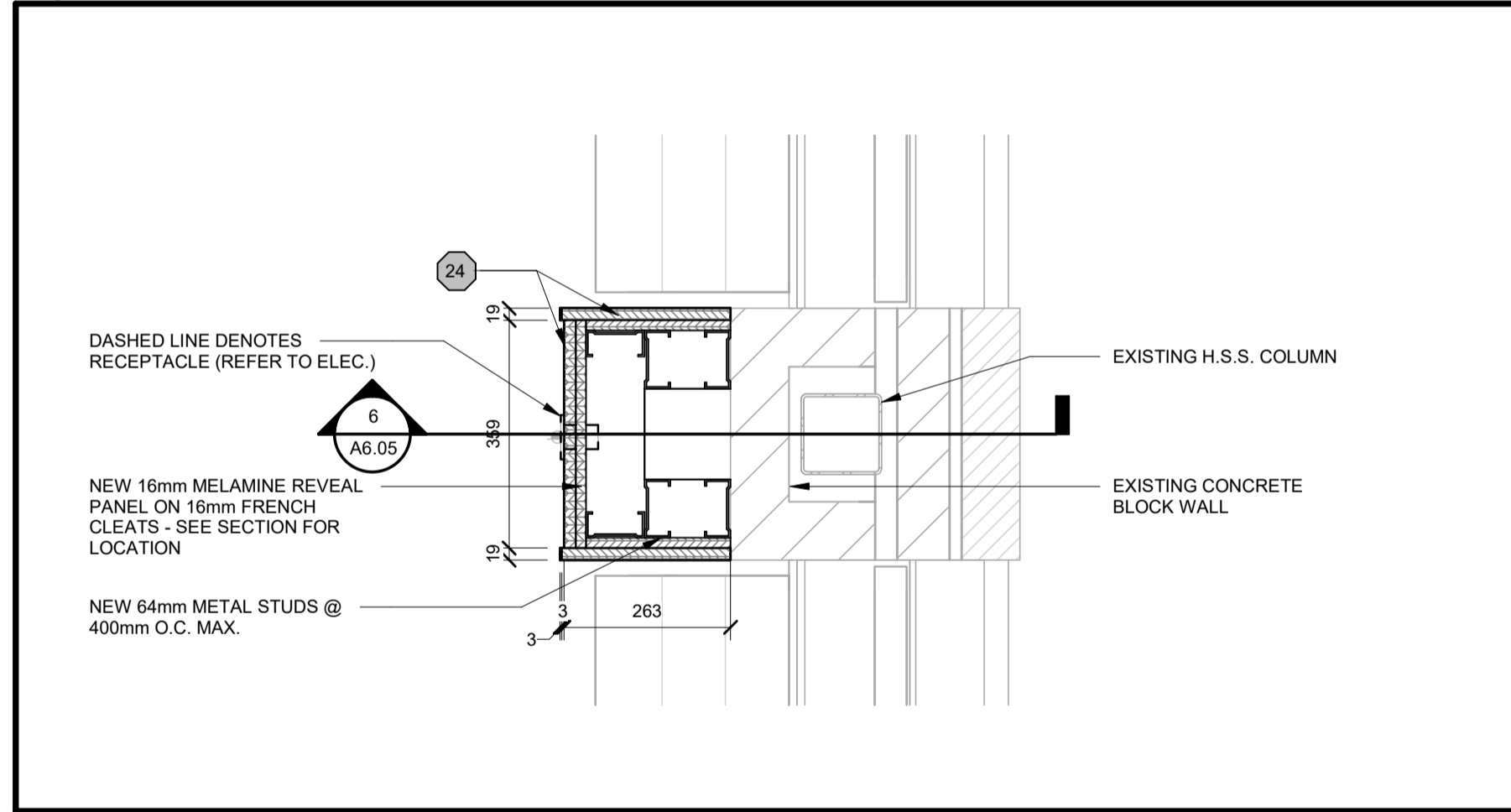




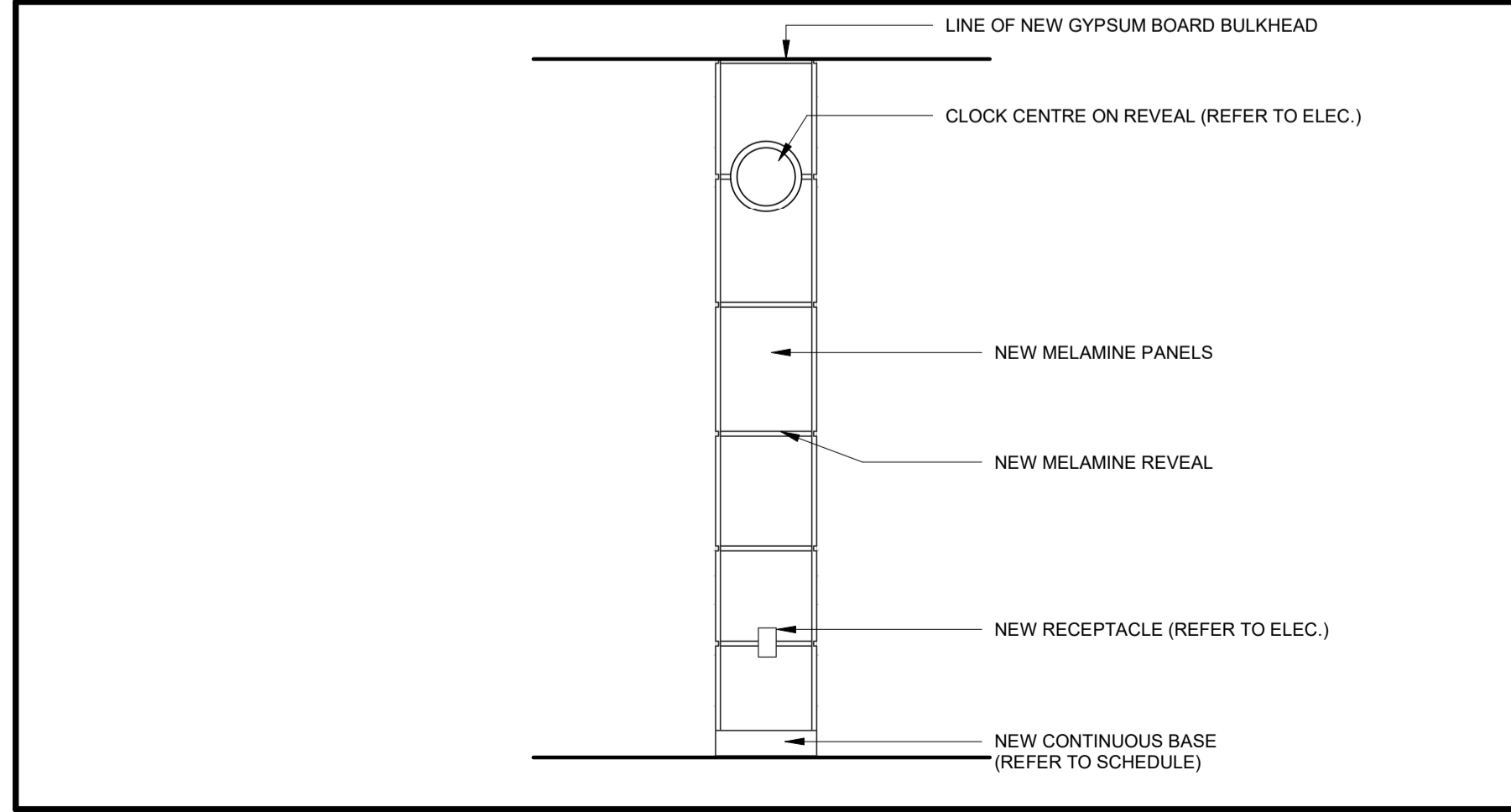
1 A1001 - PLAN DETAIL  
A6.05  
0 100 200 500mm  
1:10



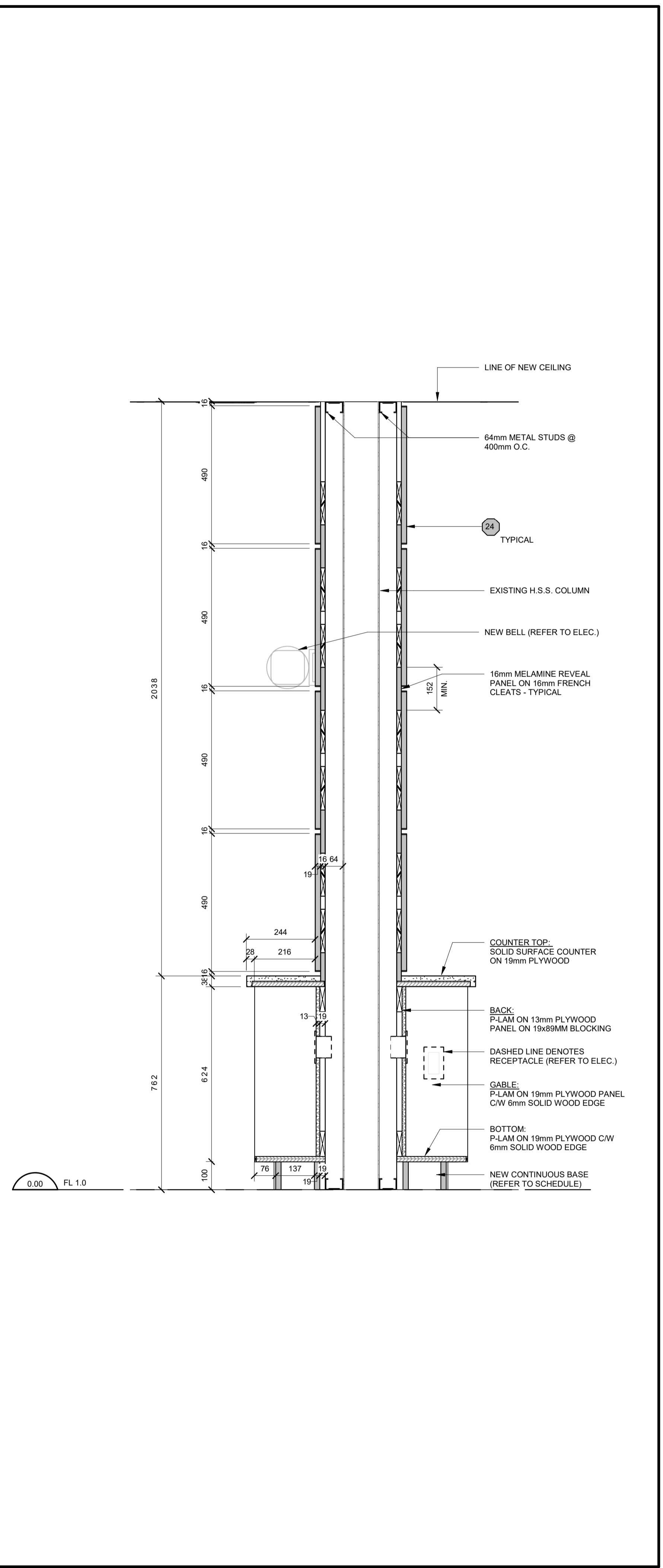
2 AW1001 - ELEVATION  
A6.05  
0 200 500 1000 2000mm  
1:20



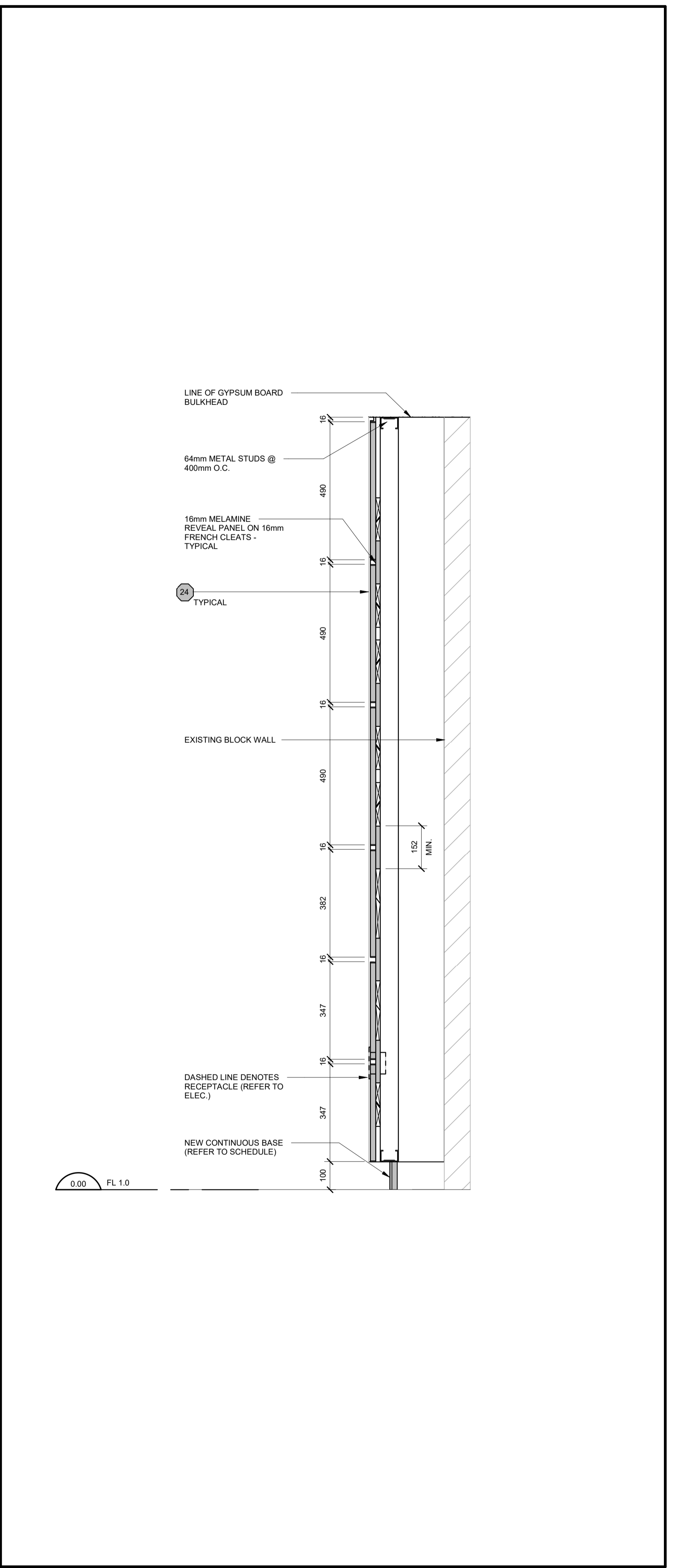
3 AW1002 - PLAN DETAIL  
A6.05  
0 100 200 500mm  
1:10



4 AW1002 - ELEVATION  
A6.05  
0 200 500 1000 2000mm  
1:20



5 A1001 - SECTION  
A6.05  
0 100 200 500mm  
1:10



6 AW1002 - SECTION  
A6.05  
0 100 200 500mm  
1:10

LEGEND	
SYMBOL	DESCRIPTION
CO	CLEANOUT
CTE	CONNECT TO EXISTING
DA	DIRECT ACTING
DG	DOOR GRILLE
EF	EXHAUST FAN
EX	EXISTING
FD	FLOOR DRAIN
FE	FIRE EXTINGUISHER
HWR	HEATING WATER RETURN
HWS	HEATING WATER SUPPLY
KS	KITCHEN SINK
MTS	NOT TO SCALE
RD	ROOF DRAIN
REL	RELOCATE
REL'D	RELOCATED
RWL	RAINWATER LEADER
TD	TRANSFER DUCT
TO	TRANSFER OPENING
VT	VARIABLE VOLUME & TEMPERATURE
WC	WATER CLOSET
WF	WASH FOUNTAIN
-----	EXISTING TO REMAIN
///////	EXISTING TO BE REMOVED/RELOCATED
(N)	REFERS TO NOTE ON THE SAME DRAWING/DETAIL
(EF-1)	EQUIPMENT TAG
-----	SANITARY DRAIN BELOW FLOOR/GRADE
-----	STORM DRAIN ABOVE FLOOR
-----	DOMESTIC COLD WATER PIPING
-----	DOMESTIC HOT WATER PIPING
-----	HEATING WATER SUPPLY PIPING
-----	HEATING WATER RETURN PIPING
(X)	FIRE EXTINGUISHER
○	PIPING TURNING DOWN
●	PIPING TURNING UP
⊥	ISOLATION VALVE
	CONNECT TO EXISTING
↔	MANUAL BALANCING DAMPER
250	AIRFLOW (L/S)
500/300-A	GRILLE/DIFFUSER SIZE (MM) & TYPE
A	GRILLE/DIFFUSER TYPE
500/300	GRILLE/DIFFUSER SIZE (MM)
	ACOUSTIC LINING
→	DUCT SIZE TRANSITION
⊥	DOOR GRILLE
TD	TRANSFER DUCT
REMAIN	EXISTING TO REMAIN
REMOVE	EXISTING TO BE REMOVED
(DA)	120V DIRECT ACTING THERMOSTAT

DRAWING LIST	
M1.1	LEGEND, KEY PLAN, SCHEDULES, DETAILS & DRAWING LIST
M2.1	MECHANICAL DEMOLITION PLAN
M2.2	MECHANICAL RENOVATION PLAN
SP1.1	SPRINKLER PLANS

PLUMBING FIXTURE SCHEDULE				
SYMBOL	DESCRIPTION	FIXTURE MANUFACTURER & MODEL	TRIM MANUFACTURER & MODEL	REMARKS
KS-1	COUNTER-MOUNT SINK ONE COMPARTMENT TWO LEVERS	FRANKE LBS6808P-1/3	MOEN MOURA 8289	STAINLESS STEEL, TOP-MOUNT FIXTURE C/W 16"x16"x8" DEEP (400MMx450MMx200MM) COMPARTMENT, UNDERCOAT, NO OVERFLOW, TWO TRIM HOLES ON 8" (200MM) CENTRES, CHROME TRIM C/W 8.5" (213MM) SPOUT, 1.5 GPM (5.7 LPM) AERATOR, SUPPLY KIT (DANL E13-2277) C/W ESCUTCHEONS, ANGLE STOPS, STAINLESS STEEL BRAIDED HOSES, WASTE KIT C/W GRUMB CUP, STRAINER, TAILPIECE, TRAP.

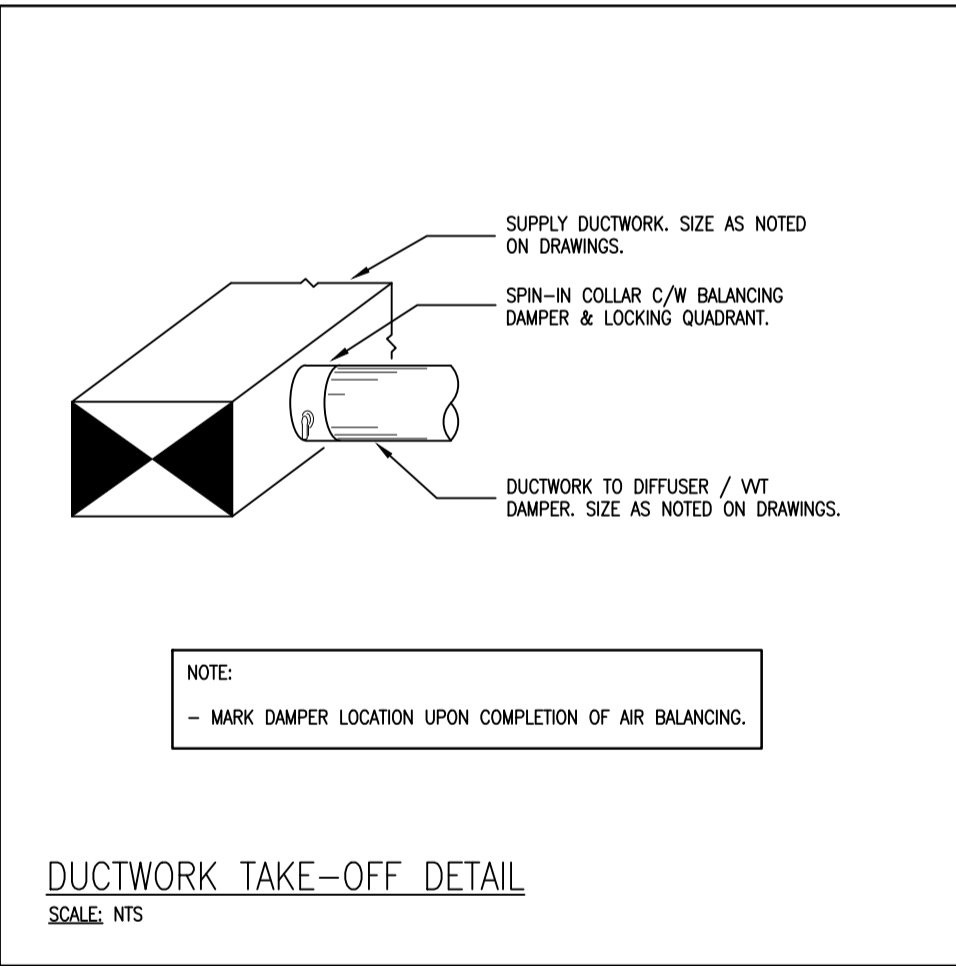
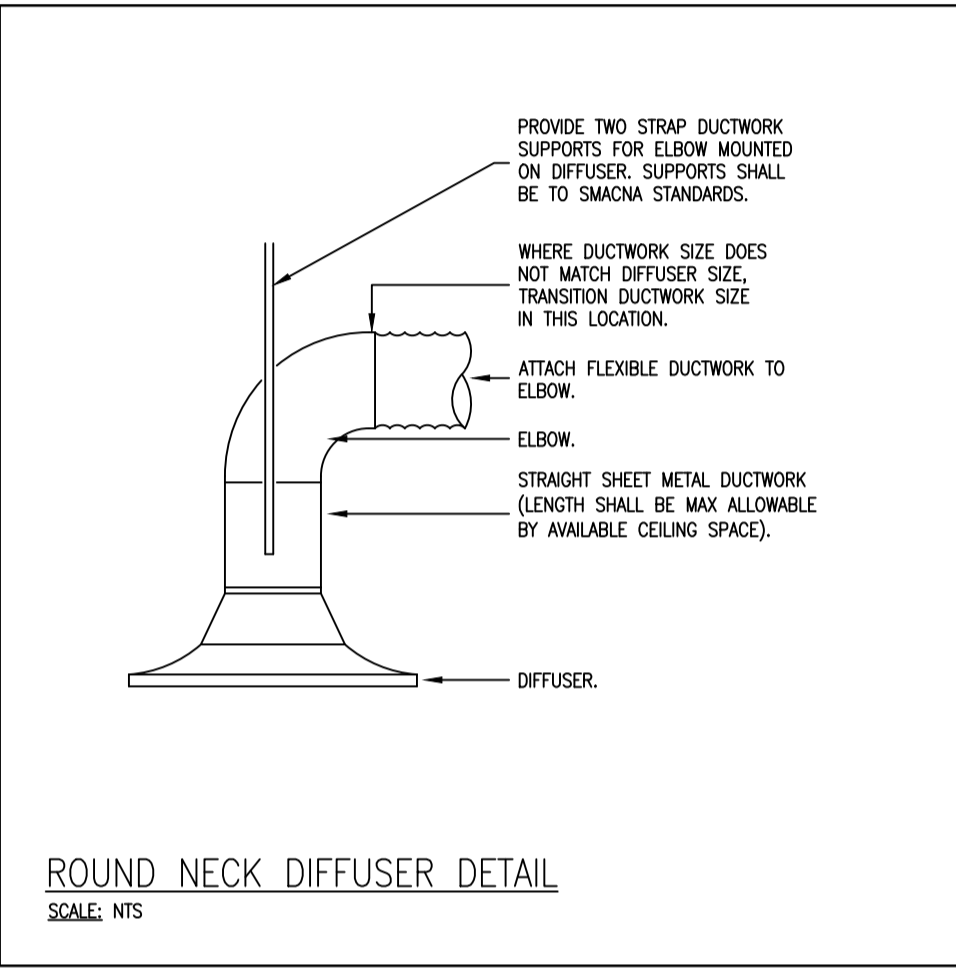
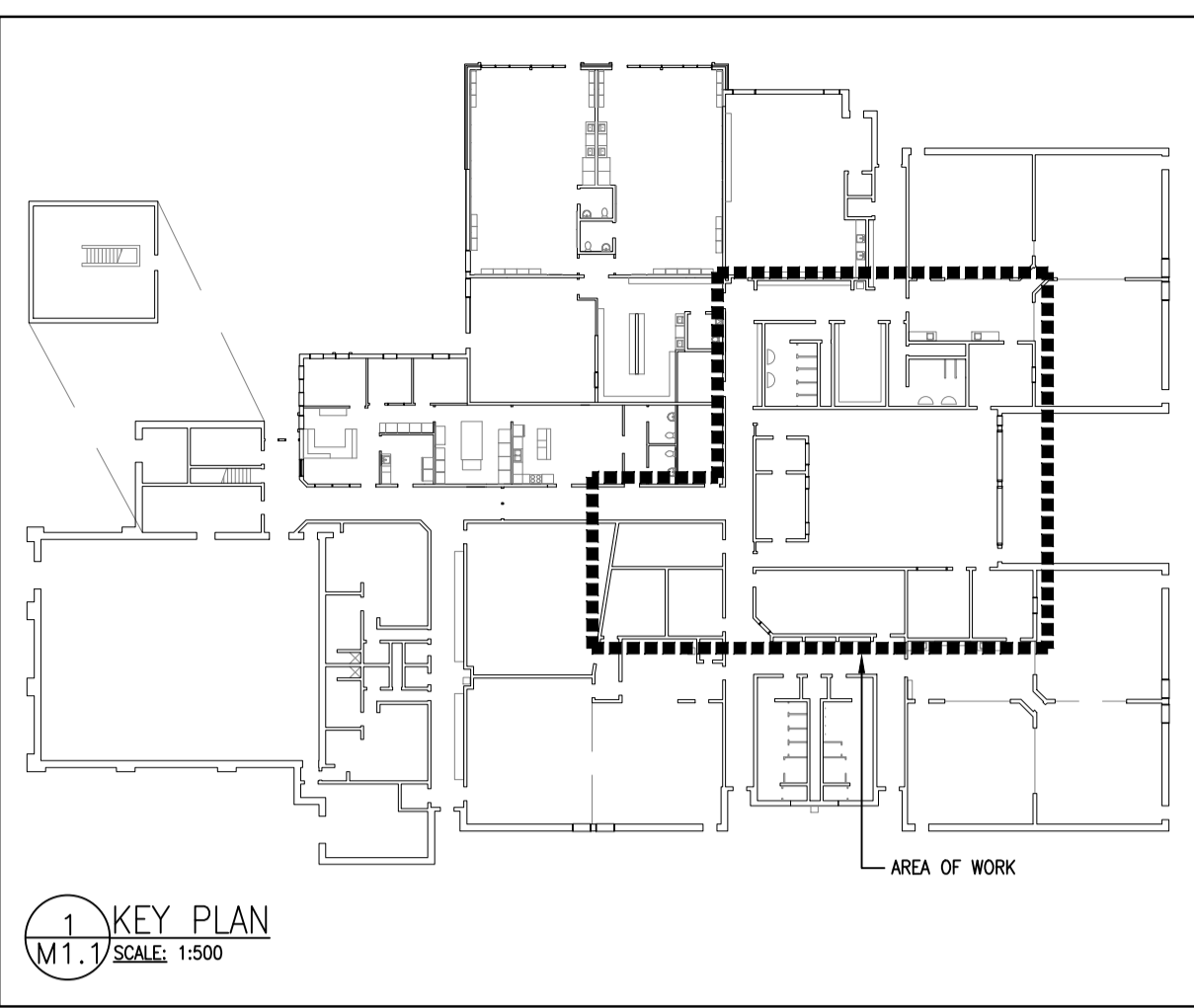
DIFFUSER & GRILLE SCHEDULE			
SYMBOL	DESCRIPTION	MANUFACTURER & MODEL	REMARKS
A	SQUARE SUPPLY DIFFUSER	KRUEGER PLQ-F23-24X24-00-00-44	PROVIDE LAY-IN T-BAR STEEL FRAME C/W 24"x24" (600x600MM) PANEL SIZE.
B	SQUARE SUPPLY DIFFUSER	KRUEGER PLQ-F22-24X24-00-00-44	PROVIDE SURFACE-MOUNT STEEL FRAME C/W 24"x24" (600x600MM) PANEL SIZE.
C	EGGCRATE RETURN GRILLE	KRUEGER EGCS-F22-NONE-01-00-00-44	PROVIDE 0.5" (13MM) CORE, SURFACE-MOUNT FRAME, SCREW HOLE MOUNTING.
D	EGGCRATE RETURN GRILLE	KRUEGER ECS-F23-44	CORE ONLY (GRILLE FRAME SHALL NOT BE PROVIDED).
DG	ALL STEEL DOOR GRILLE	KRUEGER 600A-01-44	PROVIDE STEEL FRAME ON BOTH SIDES OF DOOR & SCREW HOLE MOUNTING. GRILLE SHALL BE ADJUSTABLE FROM 1.375" TO 2.25" (34.4 TO 56.3MM).

APPROVED EQUALS:  
- NALOR  
- TITUS  
- PRICE

NOTES:  
- COLOUR OF ALL DIFFUSERS & GRILLES SHALL BE WHITE (UNLESS NOTED OTHERWISE).  
- QUANTITY OF DIFFUSERS & GRILLES ARE AS INDICATED ON DRAWINGS.  
- PROVIDE QUADRANT BLANK-OFFS WHERE INDICATED ON DRAWINGS.

EXHAUST FAN SCHEDULE			
SYMBOL	DESCRIPTION	SUPPLIER & MODEL	REMARKS
EF-1	LT. ROOM EXHAUST FAN 240 CFM (115 L/S) AT 0.3" WC (0.06 KPA) ESP	PENNBARRY ZEPHYR 281S	120-1-80, 0.9 AMPS. PROVIDE PLUG TYPE DISCONNECT, THERMAL OVERLOAD PROTECTION, BACKDRIFT DAMPER, SPEED CONTROLLER, TYPE "N" DISCHARGE (CEILING MOUNTED) C/W CEILING GRILLE, WALL-MOUNTED 120V DIRECT ACTING THERMOSTAT.

APPROVED EQUALS:  
- COOK  
- GREENHECK  
- ACME



**CORNERSTONE**  
ARCHITECTURE

MNE Engineering Inc.  
22 Avoca Place, Box A  
Kitchener, ON (519) 864-8408  
www.mneengineering.ca

**MNE**  
ENGINEERING

ISSUE FOR REVIEW  
ISSUE FOR REVIEW



**Country Hills Public School**  
LIBRARY RENOVATION AND GYMNASIUM FLOOR REPLACEMENT

195 County Hill Dr., Kitchener, ON N2E 2G7

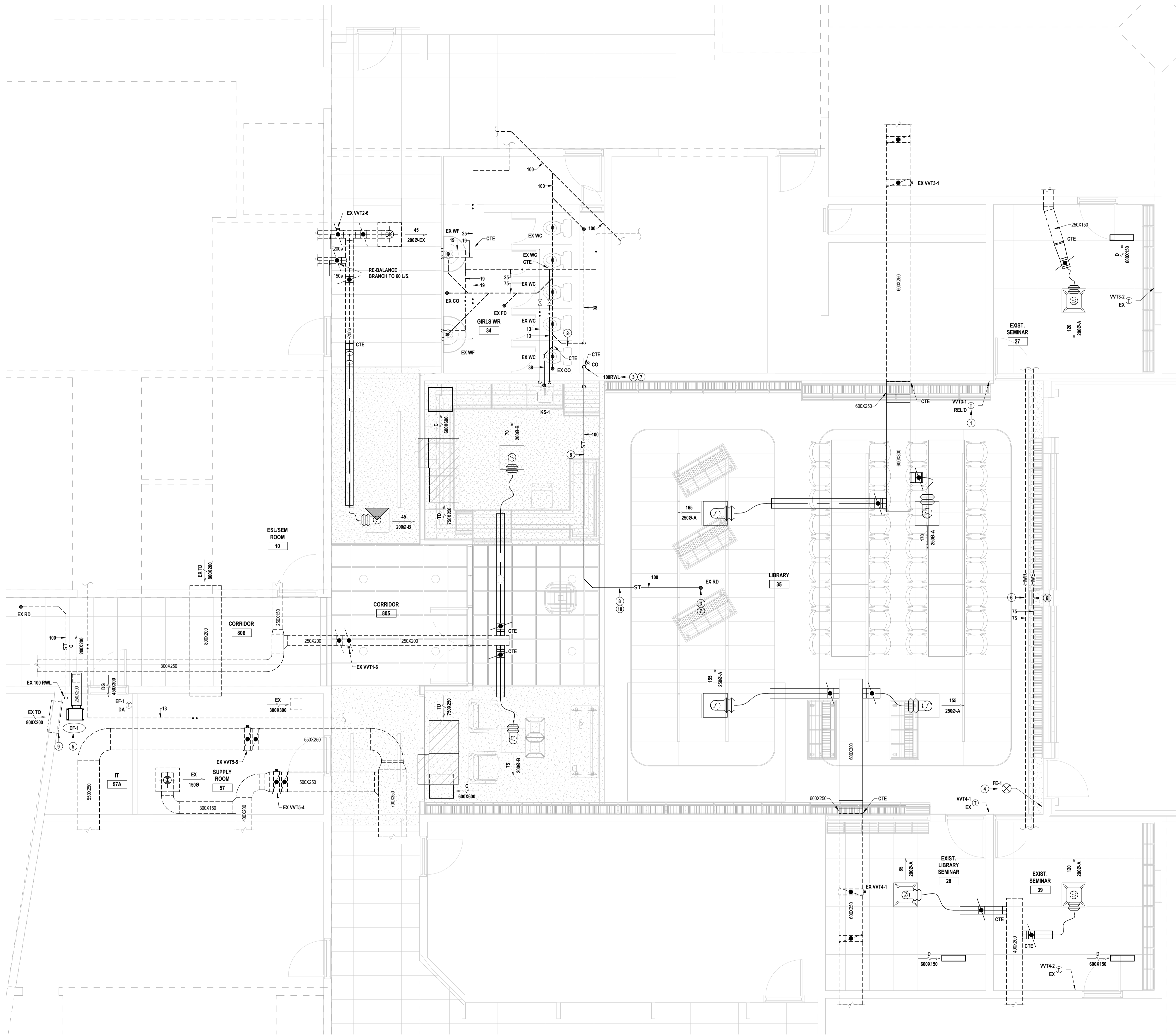
Project No.: 24018

Checked By: K.K.  
Drawn By: J.S.S.

**LEGEND, KEY PLAN, SCHEDULES, DETAILS & DRAWING LIST**

M1.1





- RENOVATION NOTES**
- 1 → CONTROLS TRADE TO INSTALL TEMPORARILY STORED TEMPERATURE SENSOR.
  - 2 → INSTALL TEMPORARILY STORED WATER CLOSET.
  - 3 → PROVIDE STORM PIPING FROM EX ROOF DRAIN TO FLOOR. PROVIDE CLEANOUT AT BASE OF RAINWATER LEADER.
  - 4 → CONFIRM LOCATION OF FIRE EXTINGUISHER WITH ARCHITECT.
  - 5 → INSTALL EXHAUST FAN FROM CEILING CW NEOPRENE ISOLATORS.
  - 6 → PROVIDE INSULATION ON EX HEATING WATER SUPPLY & RETURN PIPING PASSING THROUGH LIBRARY CW PVC JACKETING.
  - 7 → PROVIDE INSULATION ON ALL HORIZONTAL STORM PIPING CW ELBOWS & ROOF DRAIN SUMP.
  - 8 → ROUTE STORM PIPING AT MAX HEIGHT.
  - 9 → PROVIDE SEALED SHEETMETAL CAP OVER TRANSFER OPENING.
  - 10 → PROVIDE PVC JACKETING ON THIS LENGTH OF STORM PIPING & ROOF DRAIN SUMP.

1 MECHANICAL RENOVATION PLAN  
M2.2 SCALE: 1:50



**CORNERSTONE**  
ARCHITECTURE

MNE Engineering Inc.  
22 Kerco Place, Box 6A  
Kitchener, ON N2B 1C6  
(519) 894-9498  
www.mneengineering.ca

**MNE**  
ENGINEERING

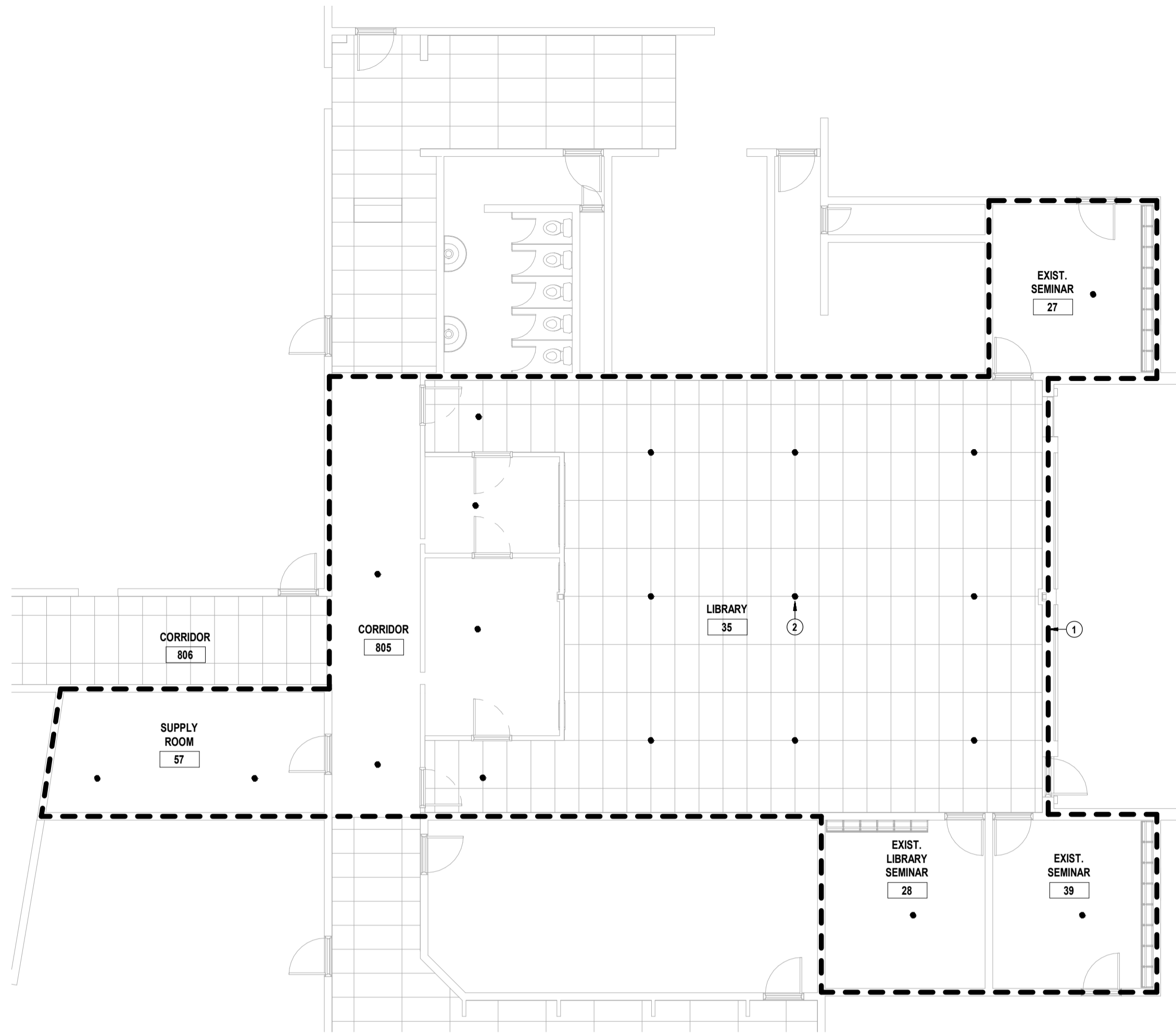


185 County Hill Dr., Kitchener, ON N2E 2G7  
Project No.: 24018  
Checked By: K.K.  
Drawn By: J.S.S.

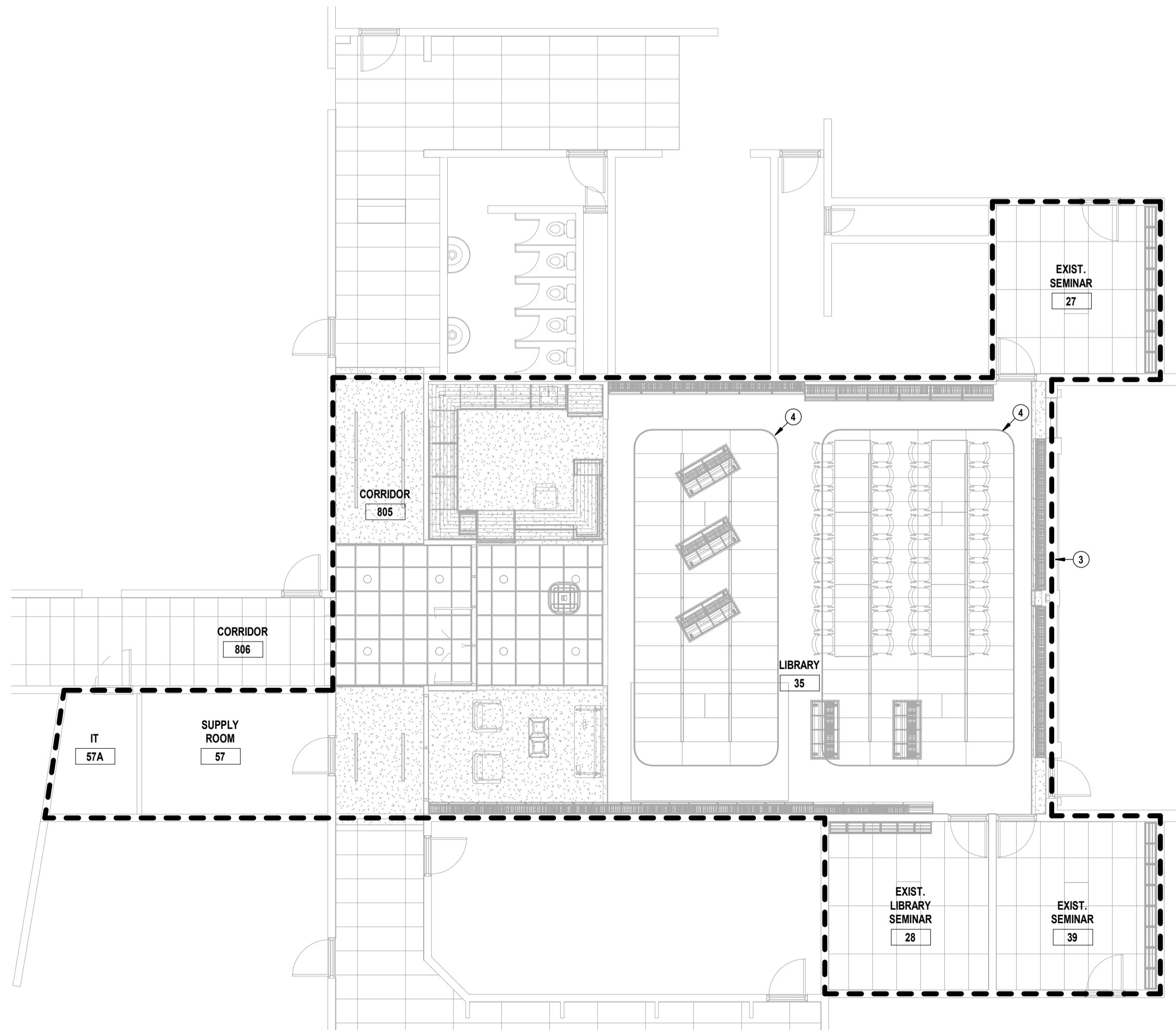
**Country Hills Public School**

LIBRARY RENOVATION AND GYMNASIUM FLOOR REPLACEMENT  
**MECHANICAL RENOVATION PLAN**

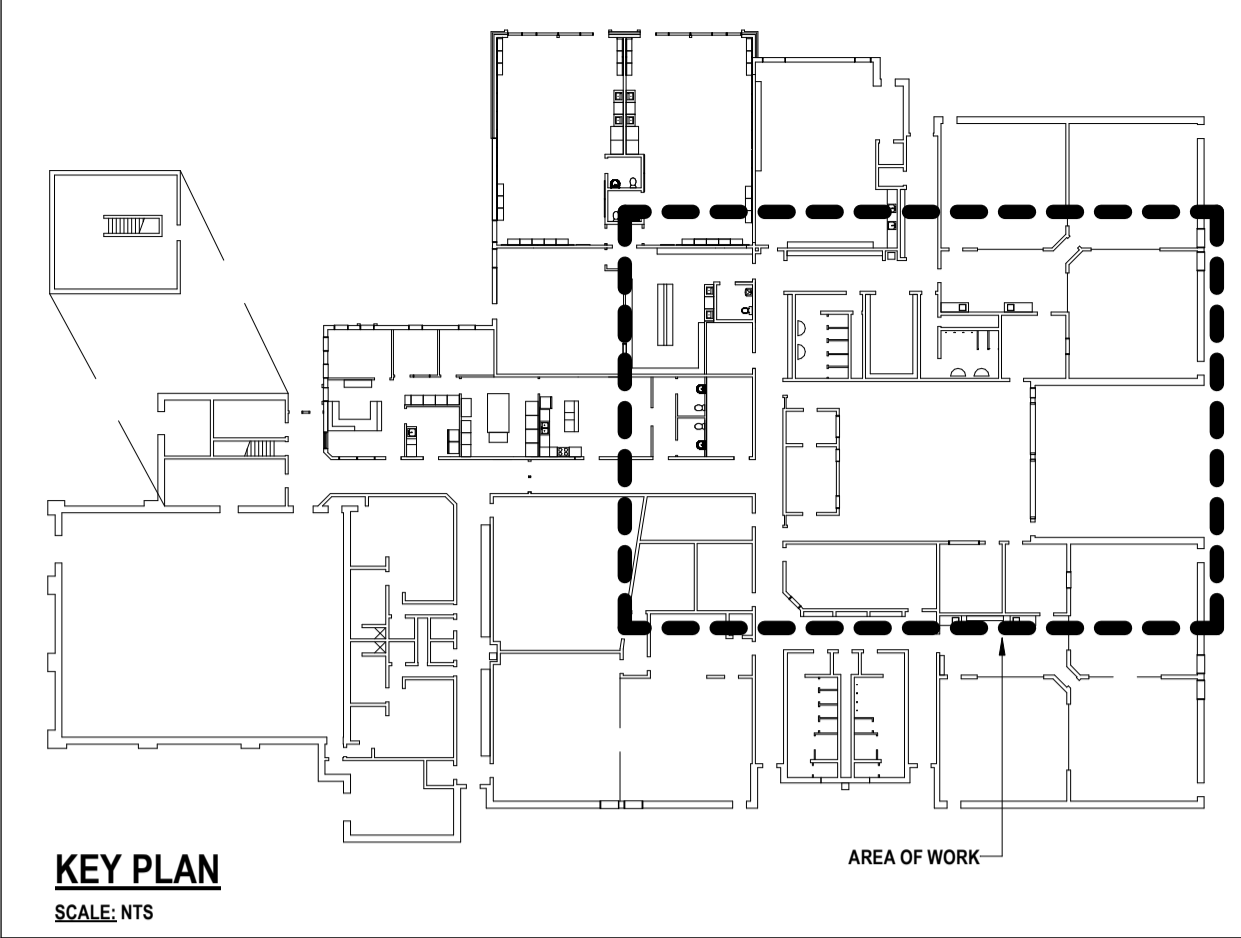
**M2.2**



1 **SPRINKLER DEMOLITION PLAN**  
SP1.1 SCALE: 1:100




2 **SPRINKLER RENOVATION PLAN**  
SP1.1 SCALE: 1:100



**KEY PLAN**  
SCALE: NTS

**SPRINKLER NOTES**

- 1 REMOVE SPRINKLER SYSTEM C/W HEADS & PIPING AS REQUIRED TO SUPPORT CEILING REVISIONS.
- 2 SPRINKLER HEAD LOCATIONS ARE SHOWN FOR REFERENCE PURPOSES ONLY. CONFIRM ON SITE. TYPICAL OF ALL SHOWN.
- 3 PROVIDE SPRINKLER SYSTEM C/W HEADS & PIPING AS REQUIRED TO SUPPORT CEILING REVISIONS.
- 4 CEILING REVISIONS INCLUDE CLOUD CEILINGS. FOR REFERENCE, FLOOR TO UNDERSIDE OF ROOF DECK IS APPROX 3650 MM & FLOOR TO UNDERSIDE OF CLOUD CEILINGS IS APPROX 2800 MM.



**CORNERSTONE**  
ARCHITECTURE

MNE Engineering Inc.  
22 Kerco Place, Box A  
Kitchener, ON (519) 864-9498  
www.mneengineering.ca

**MNE**  
ENGINEERING



185 Country Hill Dr., Kitchener, ON N2E 2G7  
Project No.: 24018  
Checked By: K.K.  
Drawn By: J.S.S.

**Country Hills Public School**

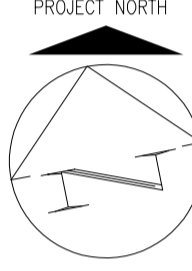
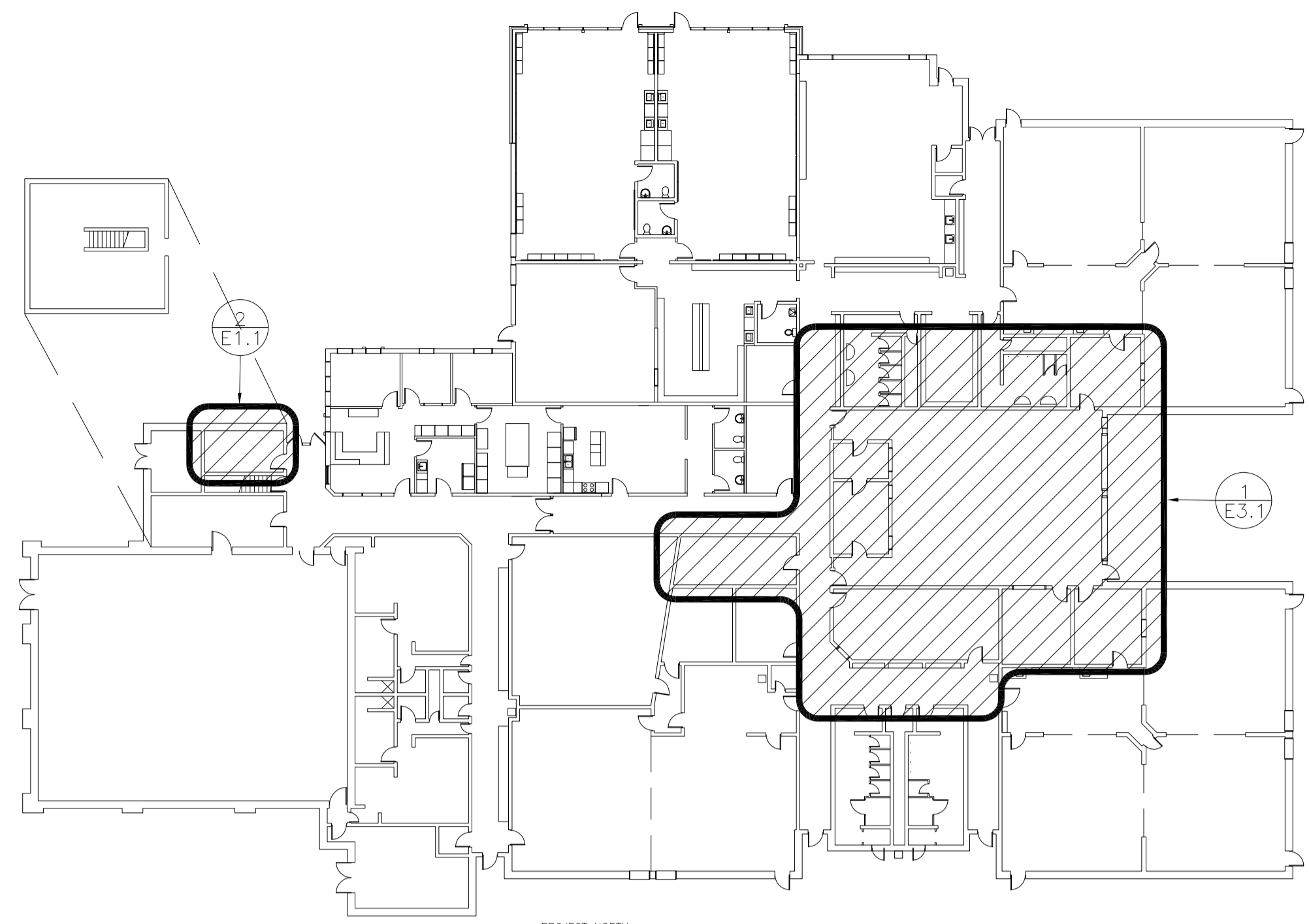
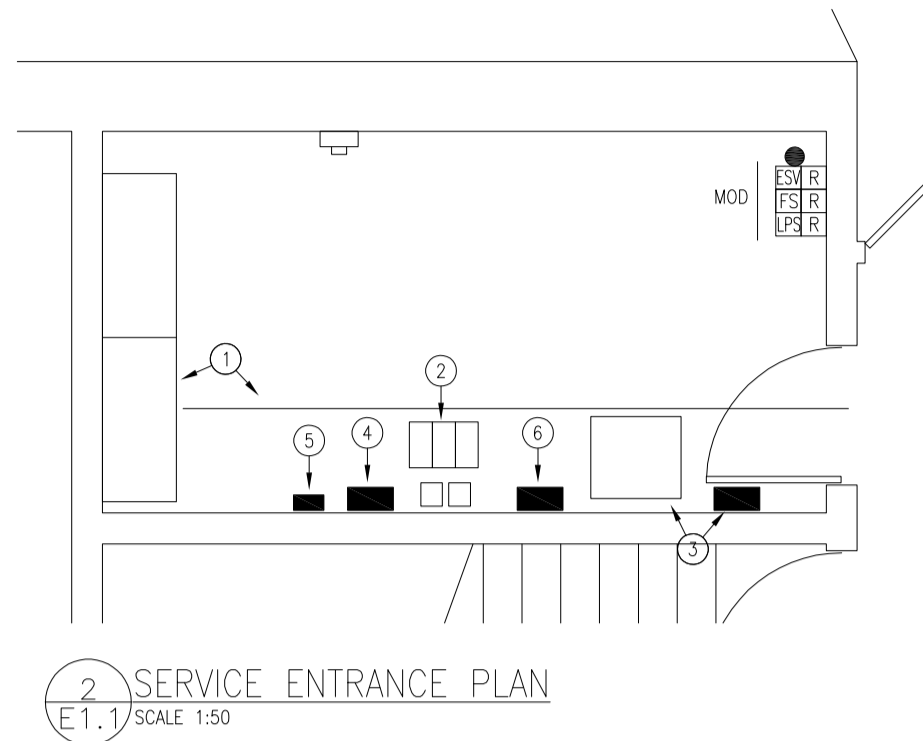
LIBRARY RENOVATION AND GYMNASIUM FLOOR REPLACEMENT

**SPRINKLER PLANS**


**SP1.1**

ELECTRICAL LEGEND					
USE	SYMBOL	DESCRIPTION	USE	SYMBOL	DESCRIPTION
<b>LIGHTING</b>					
✓		LINEAR LUMINAIRE 'x'	✓		DUPLEX RECEPTACLE
✓		SURFACE LINEAR LUMINAIRE 'x'	✓		RECEPTACLE ABOVE MILLWORK
✓		SUSPENDED LINEAR LUMINAIRE 'x'	✓		RECEPTACLE IN KICK SPACE
✓		CEILING MOUNTED LUMINAIRE 'x'	✓		SPLIT RECEPTACLE
✓		WALL MOUNTED LUMINAIRE 'x'	✓		GFCI RECEPTACLE
✓		POLE MOUNTED LUMINAIRE 'x'	✓		UPS-BACKED RECEPTACLE
✓		SPOT OR FLOOD LUMINAIRE 'x'	✓		RECEPTACLE, 20A, T-SLOT
✓		WALL SCONCE LUMINAIRE 'x'	✓		TAMPER RESISTANT RECEPTACLE
✓		NIGHT LUMINAIRE	✓		2-POLE OR 3-POLE RECEPTACLE
✓		EMERGENCY LUMINAIRE - WALL	✓		FLOOR/TABLE MOUNTED OUTLET
✓		EMERGENCY LUMINAIRE - CEILING	✓		CEILING/DECK MOUNTED OUTLET
✓		EMERGENCY BATTERY PACK 'x'	✓		RACEWAY POWER OUTLET
✓		EXIT SIGN 'x'	✓		CORD REEL
<b>SWITCHING &amp; CONTROLS</b>					
✓		SWITCH	✓		MOTOR
✓		MULTIPLE GANG SWITCHES	✓		NON-FUSED DISCONNECT SWITCH
✓		3-WAY SWITCH	✓		FUSED DISCONNECT SWITCH
✓		4-WAY SWITCH	✓		MANUAL STARTER
✓		SWITCH 'x'	✓		COMBINATION STARTER
✓		OCCUPANCY SENSOR WALL SWITCH	✓		MAGNETIC STARTER
✓		VACANCY SENSOR WALL SWITCH	✓		RELAY/CONTACTOR
✓		OCCUPANCY/VACANCY SENSOR 'x'	✓		EQUIPMENT IDENTIFIER
✓		DAYLIGHT SENSOR	✓		DISTRIBUTION PANEL
✓		PHOTO CELL	✓		ELECTRIC BASEBOARD HEATER
✓		DIMMER SWITCH 'x'	✓		ELECTRIC FAN FORCED HEATER
✓		VARIABLE SPEED CONTROLLER	✓		ELECTRIC HEATER IDENTIFIER
✓		TIME SWITCH	✓		CONDUIT/FEEDER ABOVE GRADE
✓		TIME CLOCK	✓		CONDUIT/FEEDER BELOW GRADE
✓		PUSH BUTTON SWITCH	✓		PROTECTIVE GUARD
✓		THERMOSTAT (RA=REVERSE ACTING)	✓		JUNCTION BOX
✓		FIRESTAT	✓		SERVICE POLE
✓		POWER DOOR OPERATOR BUTTON	✓		CLOCK
✓		POWER DOOR INDICATOR/LOCK	✓		DIRECT CONNECTION
✓		CALL STATION	✓		BAS RELAY
✓		EMERGENCY PUSH BUTTON	✓		HANGER
<b>EQUIPMENT &amp; DISTRIBUTION</b>					
<b>COMMUNICATIONS</b>					
✓		VOICE OUTLET	✓		ADDRESSABLE SMOKE DETECTOR
✓		DATA OUTLET	✓		ADDRESSABLE FIXED HEAT DETECTOR
✓		DATA & VOICE OUTLET	✓		ADDRESSABLE R.O.R HEAT DETECTOR
✓		AUDIO/VIDEO INLET/OUTLET	✓		DETECTOR WITH RELAY BASE
✓		OUTLET ABOVE MILLWORK	✓		DETECTOR WITH DUCT HOUSING
✓		FLOOR/TABLE MOUNTED OUTLET	✓		DETECTOR WITH CARBON MONOXIDE SENSING
✓		CEILING/DECK MOUNTED OUTLET	✓		CONVENTIONAL SMOKE DETECTOR
✓		RACEWAY COMMUNICATIONS OUTLET	✓		CONVENTIONAL FIXED HEAT DETECTOR (H-HIGH TEMP)
✓		MICROPHONE/MIXER	✓		CONVENTIONAL R.O.R HEAT DETECTOR (H-HIGH TEMP)
✓		PUBLIC ADDRESS CEILING SPEAKER	✓		ADDRESSABLE PULL STATION
✓		ASSISTIVE LISTENING CEILING SPEAKER	✓		CONVENTIONAL PULL STATION
✓		ASSISTIVE LISTENING RECEIVER/AMPLIFIER	✓		INPUT MODULE
✓		ASSISTIVE LISTENING DOME SENSOR	✓		RELAY MODULE
✓		WALL SPEAKER 'x'	✓		ADDRESSABLE ZONE ISOLATOR
✓		DOOR/PROGRAM BELL	✓		ELECTRONICALLY SUPERVISED VALVE
✓		AUDIO/VISUAL BEACON	✓		LOW PRESSURE SWITCH
✓		VOLUME CONTROL	✓		FLOW SWITCH
✓		PROJECTOR	✓		BELL
✓		VIDEO DISPLAY SCREEN	✓		BELL/STROBE
<b>SECURITY</b>					
✓		SURVEILLANCE CAMERA 'x'	✓		HORN
✓		CARD PROXIMITY READER	✓		HORN/STROBE
✓		FOB PROXIMITY READER	✓		SPEAKER
✓		ELECTRIC EGRESS DEVICE	✓		SPEAKER/STROBE
✓		ELECTROMAGNETIC LOCK	✓		STROBE
✓		DOOR CONTACT	✓		SPECIAL FUNCTION SIGNAL
✓		DOOR STRIKE	✓		SIGNALLING DEVICE - CEILING
✓		MOTION SENSOR	✓		END OF LINE RESISTOR
✓		ELECTRONIC KEYPAD	✓		FIRE FIGHTER EMERGENCY TELEPHONE
✓		SIREN	✓		DOOR HOLDER
✓		INTEGRATION MODULE BOX	✓		DOOR CLOSER
<b>FIRE ALARM &amp; DETECTION</b>					
<b>INCIDENTALS</b>					
✓	ER	EXISTING, TO REMAIN UNCHANGED	✓	AFG	ABOVE FINISHED GRADE
✓	REL	EXISTING, TO BE RELOCATED	✓	AFF	ABOVE FINISHED FLOOR
✓	RELD	RELOCATED	✓	AFB	ABOVE FINISHED CEILING
✓	MOD	EXISTING, TO BE MODIFIED	✓	BFG	BELOW FINISHED GRADE
✓	DEL	EXISTING, TO BE DELETED	✓	BFF	BELOW FINISHED FLOOR
✓	(W)	WET LOCATION (*CATEGORY 1)	✓	BFC	BELOW FINISHED CEILING
✓	(C)	CORROSIVE LOCATION (*CATEGORY 2)	✓	WP	WEATHER PROOF

\* CATEGORY DEFINITIONS ARE AS PER SECTION 22 OF THE ONTARIO ELECTRICAL SAFETY CODE.




- KEY PLAN NOTES**
- 1 - MAINTAIN EXISTING 800A, 208/120V 3-PHASE/4-WIRE, EATON ELECTRICAL SERVICE ENTRANCE EQUIPMENT.
    - ISOLATE 150A-3P BREAKER & REWORK FEEDER TO LIGHTING PANEL E.
    - SCHEDULE SHUTDOWNS WITH OWNER PER SPECIFICATIONS.
  - 2 - MAINTAIN EXISTING EATON 9130 UNINTERRUPTIBLE POWER SUPPLY (UPS). REWORK EXISTING BRANCH WIRING TO WORK AREA.
  - 3 - MAINTAIN EXISTING COMMUNICATIONS SERVICE ENTRANCE & FIBRE OPTICS EQUIPMENT.
    - MODIFICATION OF NORSTAR TELEPHONE CABLING & FIELD DEVICES BY OTHERS UNDER ALLOWANCE.
    - MODIFICATION OF BOGEN PUBLIC ADDRESS CABLING & FIELD DEVICES BY OTHERS UNDER ALLOWANCE.
  - 4 - MODIFY EXISTING GE FIRESHIELD PLUS 1004 FIRE ALARM CONTROL PANEL AS FOLLOWS:
    - REWORK EXISTING FIELD DEVICES AS OUTLINED, INCLUDING SPRINKLER DEVICES.
    - PROVIDE NEW FIELD DEVICES & WIRING PER REVISED PLAN.
    - MAINTAIN EXISTING INITIATING ZONE ARRANGEMENT.
    - REWORK NOTIFICATION ZONES AS REQUIRED FOR NEW SIGNAL STROBES.
    - PROVIDE SYSTEM VERIFICATIONS.
  - 5 - MAINTAIN EXISTING BUILDING ACCESS CONTROL EQUIPMENT.
    - PROVIDE PATHWAYS IN THE WORK AREA FOR FUTURE INSTALLATIONS.
  - 6 - MAINTAIN EXISTING INTRUSION ALARM EQUIPMENT.
    - MODIFY CABLING & FIELD DEVICES PER FLOOR PLANS.
- ALLOWANCE WORKS**  
REFER TO DIVISION 01 SPECIFICATION FOR DETAILS OF DIVISION 26, 27 & 28 WORKS TO BE QUANTIFIED UNDER ALLOWANCE.



**CORNERSTONE**  
ARCHITECTURE

MNE Engineering Inc.  
22 Kewco Place - Box A  
Kitchener, Ontario N2C 2G5  
(519) 894-9488  
www.mneengineering.ca


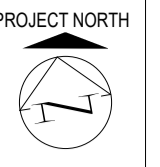


**Country Hills Public School**  
LIBRARY RENOVATION AND GYMNASIUM FLOOR REPLACEMENT  
**ELECTRICAL LEGEND AND KEY PLAN**

185 County Hill Dr., Kitchener, ON N2E 2G7  
Project No.: 24018  
Checked By: A.W.G.  
Drawn By: K.M.M.

**E1.1**





CORNERSTONE  
ARCHITECTURE

MNE Engineering Inc.  
22 Keno Place  
Kitchener, ON N2C 2C8  
Kitchener, ON (519) 844-9488  
www.mneengineering.ca

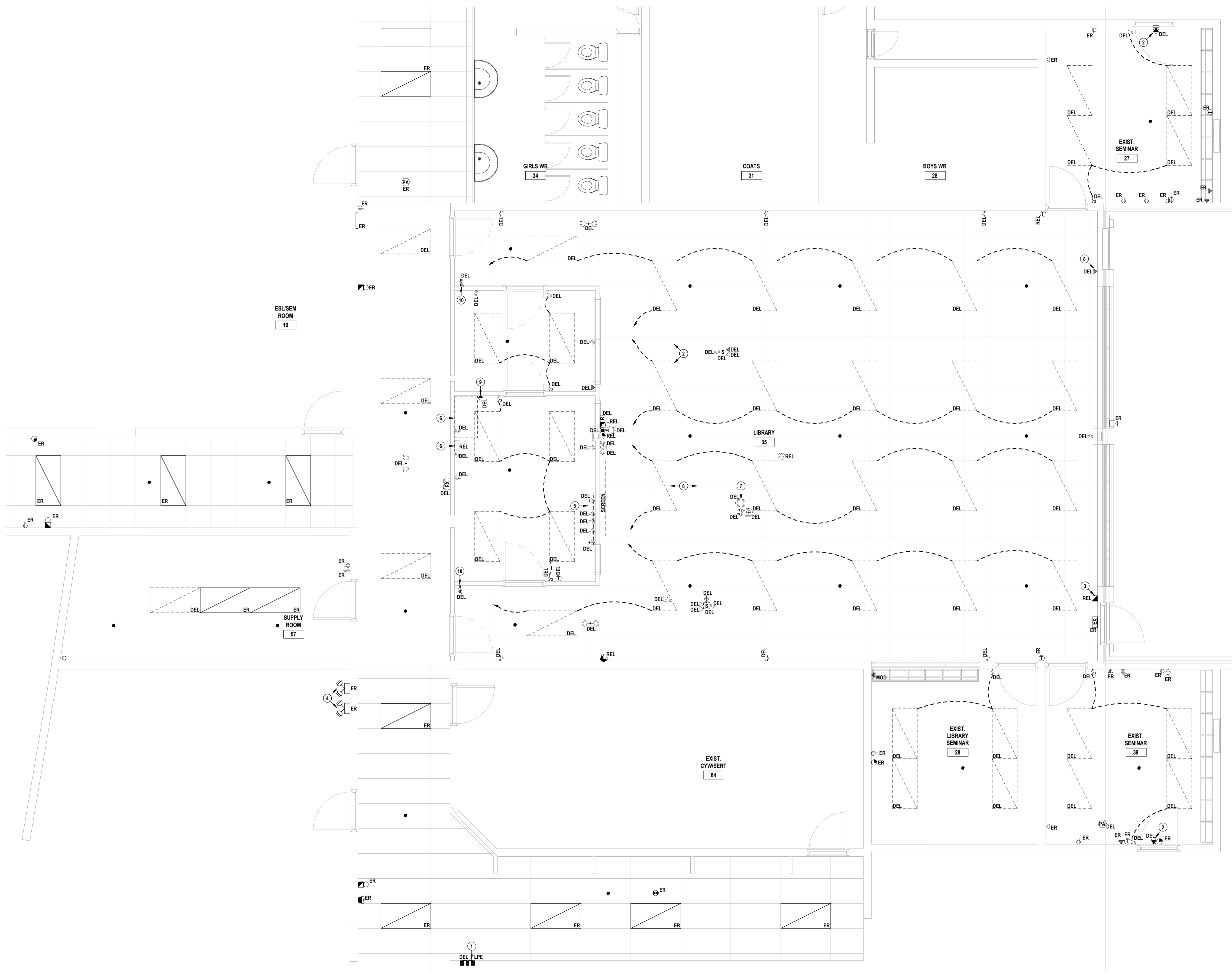
MNE  
ENGINEERING



195 County Hill Dr., Kitchener, ON N2E 2G7  
Project No.: 24018  
Checked By: A.W.G.  
Drawn By: K.M.M.

Country Hills Public School  
LIBRARY RENOVATION AND GYMNASIUM FLOOR REPLACEMENT  
EXISTING ELECTRICAL PLAN

E3.1


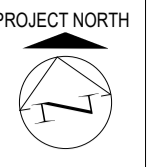


**EXISTING DRAWING NOTES**

- 1 CUT & PATCH MASONRY WALL TO DELETE EXISTING DISTRIBUTION PANEL & TUB.
  - REWORK AFC FEEDERS TO NEW LUGS.
  - REWORK AFC BRANCH WIRING. REFER TO PANEL SCHEDULE.
- 2 DELETE REDUNDANT BRANCH WIRING AND/OR EXPOSED CORDS. PROVIDE BLANK COVER PLATE AS APPLICABLE.
- 3 CUT & PATCH MASONRY WALL TO RECESS DEVICE AT THE SPECIFIED HEIGHT. FINISHING BY OTHERS.
- 4 MAINTAIN 12VDC EMERGENCY LIGHTING BATTERY PACK.
  - DELETE BRANCH WIRING MADE REDUNDANT.
  - REWORK BRANCH WIRING TO MAINTAIN EXISTING LOADS.
- 5 DELETE BACKBOARD, AMPLIFIER & ALL COAXIAL CABLING. CUT CONDUIT FLUSH WITH FLOOR & ABANDON.
- 6 FIBRE OPTICS, WALL RACKS & ASSOCIATED DATA CABLING TO BE RELOCATED BY OTHERS UNDER ALLOWANCE.
  - DELETE RECEPTACLES.
  - WALL PATCH & FINISH BY OTHERS.
- 7 REMOVE DEVICE & TURN OVER TO OWNER.
- 8 DELETE REDUNDANT COMMUNICATIONS CABLING.
- 9 CONFIRM DEVICE FEED IS FROM EXISTING UPS. REWORK BRANCH WIRING TO ROOM STA.
- 10 REWORK EXISTING LIGHTING BRANCH WIRING FOR NEW LUMINAIRES.

1 EXISTING ELECTRICAL PLAN  
E3.1 SCALE: 1/32





CORNERSTONE  
ARCHITECTURE

MNE Engineering Inc.  
22 Vero Place  
Kitchener, ON N3B 3C6  
www.mneengineering.ca  
A.W.G.  
A.W.G.

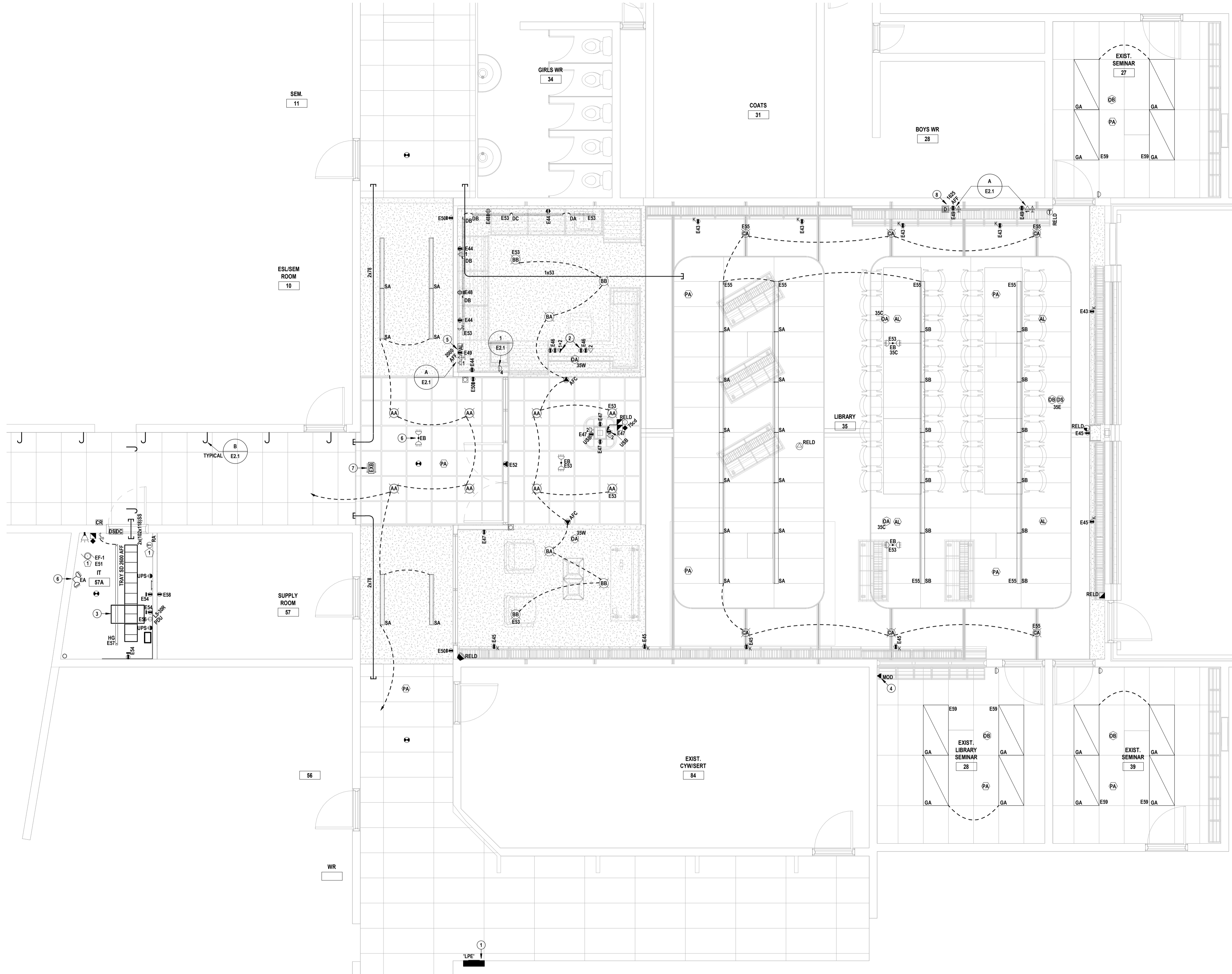
MNE  
ENGINEERING



195 County Hill Dr., Kitchener, ON N2E 2G7  
Checked By: A.W.G.  
Drawn By: K.M.M.  
Project No.: 24018

Country Hills Public School  
LIBRARY RENOVATION AND GYMNASIUM FLOOR REPLACEMENT  
REVISED ELECTRICAL PLAN

E4.1



**REVISED DRAWING NOTES**

- 1 - PROVIDE NEW DISTRIBUTION PANEL. REFER TO SCHEDULE.
- 2 - COORDINATE INSTALLATION WITH ARCHITECTURAL DETAILS & MILLWORK SUBCONTRACTOR.
- 3 - RELOCATED FIBRE OPTICS & NEW FLOOR DATA RACK PROVIDED BY ALLOWANCE. PERFORM THE FOLLOWING:
  - PROVIDE TWO 1220x440x21 BACKBOARDS.
  - PROVIDE POWER DISTRIBUTION UNIT (PDU) & UPS-BACKED RECEPTACLES.
  - PROVIDE PATHWAYS FOR CABLING.
  - PROVIDE GROUND BUS BAR & BOND CONDUCTOR FROM ELECTRICAL SERVICE GROUND.
  - PROVIDE PATHWAYS FOR FUTURE DOOR ACCESS CONTROLS.
- 4 - PROVIDE NEW SURFACE RACEWAY TO REINSTATE DEVICE.
- 5 - ASSISTIVE LISTENING & AUDIO EQUIPMENT PROVIDED UNDER ALLOWANCE. PROVIDE POWER & PATHWAYS PER TYPICAL DETAIL. COORDINATE EXACT REQUIREMENTS WITH EQUIPMENT SUPPLIER.
- 6 - CONNECT TO LOCAL LIGHTING CIRCUIT, UPSTREAM OF CONTROLS.
- 7 - REUSE BRANCH CIRCUIT FROM DELETED SIGN.
- 8 - PROVIDE VIDEO DISPLAY, MOUNTING HARDWARE & ASSOCIATED HDMI CABLING.

**RETURN AIR PLENUM**  
THE ACCESSIBLE CEILING SPACES MAY BE USED AS A RETURN AIR PLENUM. THE ELECTRICAL SUBCONTRACTOR SHALL ENSURE THAT ALL WIRING & CABLING WITHIN PLENUM SPACES IS TOTALLY ENCLOSED IN NON-COMBUSTIBLE RACEWAYS OR IS CMP (COMMUNICATIONS MEDIA PLENUM) RATED.

**LIGHTING CONTROLS**  
WHERE INDICATED, LUMINAIRES SHALL BE CONTROLLED BY OCCUPANCY/VACANCY SENSORS.  
SENSORS  
• PROVIDE POWER PACKS & CMP LOW VOLTAGE CABLING (NOT INDICATED) FOR THE SENSORS. INSTALL ABOVE ACCESSIBLE CEILINGS OR IN SERVICE ROOMS.  
• PARALLEL SENSORS FOR CONTROL OF AREAS AS TAGGED.  
• ADJUST SENSORS PER MANUFACTURERS INSTRUCTIONS AS REQUIRED TO PROVIDE ADEQUATE DETECTION.  
• REFER TO SCHEMATIC & SCHEDULE.

**SPRINKLERED FLOOR AREA**  
NEW HEAT DETECTORS ARE NOT REQUIRED DUE TO THE AUTOMATIC SPRINKLER SYSTEM THROUGHOUT.

**COMMUNICATIONS & SECURITY PATHWAYS**  
PROVIDE RECESSED OUTLET BOXES & CONDUITS FOR ALL INDICATED DEVICES TO THE NEAREST ACCESSIBLE CEILING, CABLE TRAY OR HANGER.  
• 1/2" CONDUIT FROM EACH BOX (BY DEFAULT).  
• 1/2" CONDUIT FROM EACH BOX WITH MORE THAN TWO DATA DROPS & FROM EACH AUDIO/VIDEO BOX.  
• PULL TAPES & PLASTIC BUSHINGS FOR ALL CONDUITS & SLEEVES.  
• EMT SLEEVES (BY DEFAULT).  
• SELF-SEALING (SS) WHERE OUTLINED.  
• RE-ITERABLE (RP) SLEEVES WHERE OUTLINED.  
• PROVIDE SUSPENDED CABLE TRAY WHERE OUTLINED. BOND. REFER TO DETAILS.

**ACCESS CONTROLLED OPENINGS**  
AT EACH CONTROLLED OPENING, PROVIDE THE FOLLOWING CONDUITS (NOT INDICATED) FROM A CLEARLY LABELED BOX AFC, FOR ACCESS CONTROL CABLING INSTALLATIONS: 1/16" TO EACH OF THE FOLLOWING WHERE APPLICABLE:  
• MULLION MORTAR BOX FOR CURRENT TRANSFERS).  
• DOOR HEADER.  
• AUTO OPERATOR.  
• DAY-NIGHT-OFF KEY SWITCH.  
• DOOR CONTACT(S).  
• ELECTRIC EGRESS DEVICE/DOOR STRIKE.  
1/2" TO A SINGLE GANG BOX, UNLESS OTHERWISE SPECIFIED, FOR EACH OF THE FOLLOWING RECESSED DEVICES WHERE INDICATED:  
• DOOR OPERATOR PUSH BUTTONS.  
• PROXIMITY READERS.  
REFER TO DOOR ELEVATION DRAWINGS (BY OTHERS) FOR SPECIFICS.

1 REVISED ELECTRICAL PLAN  
E4.1 SCALE: 1/32