

ARCHITECTURAL

- SV EXISTING SURVEY
- SP1 SITE PLAN
- SP2 SITE PLAN DETAILS
- SG.1 SITE GRADING PLAN
- SG.2 SITE GRADING PLAN
- LP.1 LANDSCAPE PLAN
- LP.2 KINDERGARTEN / CHILDCARE PLAY AREAS AND DETAILS
- RW-1 RETAINING WALL DESIGN
- RW-2 DETAIL SHEET
- E1 EROSION AND SEDIMENT CONTROL PLAN
- S1 SITE SERVICING PLAN
- A01 FIRE SEPARATION & OBC MATRIX
- A02 GROUND FLOOR PLAN
- A03 SECOND FLOOR PLAN
- A04 THIRD FLOOR PLAN
- A05 ROOF PLAN
- A06 REFLECTED CEILING PLAN - GROUND FLOOR
- A07 REFLECTED CEILING PLAN - SECOND FLOOR
- A08 REFLECTED CEILING PLAN - THIRD FLOOR
- A09 ELEVATIONS
- A10 ELEVATIONS & BUILDING SECTIONS
- A11 BUILDING SECTIONS
- A12 WALL SECTIONS
- A13 WALL SECTIONS & DETAILS
- A14 WALL SECTIONS & DETAILS
- A15 WALL SECTIONS & DETAILS
- A16 WALL SECTIONS & DETAILS
- A17 SECTION & PLAN DETAILS
- A18 INTERIOR ELEVATIONS
- A19 INTERIOR ELEVATIONS
- A20 INTERIOR ELEVATIONS
- A21 INTERIOR ELEVATIONS & WASHROOM DETAILS
- A22 PRE-CAST STAIR DETAILS
- A23 GYMNASIUM PLAN & DETAILS
- A24 FLOOR PATTERN PLANS
- A25 CURTAIN WALL, WINDOW & SCREEN SCHEDULES

STRUCTURAL

- S0.0 COVERPAGE
- S1.0 FOUNDATION PLAN
- S2.0 FOUNDATION DETAILS
- S3.0 SECOND FLOOR FRAMING PLAN
- S3.1 THIRD FLOOR FRAMING PLAN
- S3.2 ROOF FRAMING PLAN
- S4.0 TYPICAL FRAMING DETAILS
- S4.1 WALL SECTIONS
- S4.2 WALL SECTIONS

MECHANICAL

- M101 SITE PLAN, LEGEND, SCHEDULES & DETAILS
- M102 SCHEDULES
- M201 GROUND FLOOR PLAN - BELOW GRADE DRAINAGE
- M202 GROUND FLOOR PLAN - ABOVE GRADE DRAINAGE
- M203 SECOND FLOOR PLAN - DRAINAGE
- M204 THIRD FLOOR PLAN - DRAINAGE
- M301 GROUND FLOOR PLAN - PIPING
- M302 SECOND FLOOR PLAN - PIPING
- M303 THIRD FLOOR PLAN - PIPING
- M401 GROUND FLOOR PLAN - VENTILATION
- M402 SECOND FLOOR PLAN - VENTILATION
- M403 THIRD FLOOR PLAN - VENTILATION
- M501 MECH ROOM PART PLAN & SCHEMATICS
- M601 ROOF PLAN & DETAILS
- M602 DETAILS
- SP-1 SPRINKLER & STANDPIPE SYSTEM - GROUND FLOOR
- SP-2 SPRINKLER & STANDPIPE SYSTEM - GROUND FLOOR
- SP-3 SPRINKLER & STANDPIPE SYSTEM - SECOND FLOOR
- SP-4 SPRINKLER & STANDPIPE SYSTEM - THIRD FLOOR

ELECTRICAL

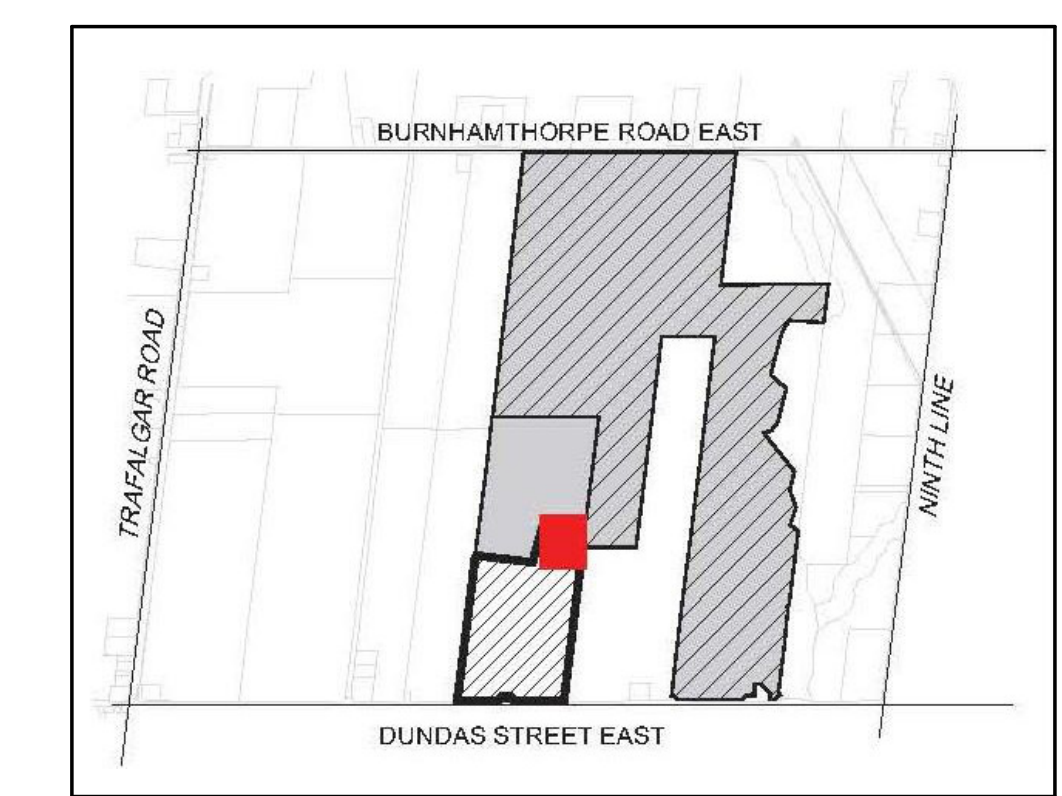
- E1.1 SITE PLAN & LEGEND
- E1.2 SITE DETAILS
- E1.3 SITE DETAILS
- E1.4 SITE DETAILS
- E2.1 GROUND FLOOR LIGHTING PLAN
- E2.2 SECOND FLOOR LIGHTING PLAN
- E2.3 THIRD FLOOR LIGHTING PLAN
- E2.4 LIGHTING DETAILS
- E2.5 LIGHTING DETAILS
- E2.6 LIGHTING CONTROL ZONE LAYOUT
- E3.1 GROUND FLOOR POWER & SYSTEMS PLAN
- E3.2 SECOND FLOOR POWER & SYSTEMS PLAN
- E3.3 THIRD FLOOR POWER & SYSTEMS PLAN
- E3.4 ROOF PLAN
- E4.1 ENLARGED PLANS
- E5.1 DISTRIBUTION RISER DIAGRAM
- E5.2 PANEL SCHEDULES
- E5.3 PANEL SCHEDULES
- E6.1 FIRE ALARM RISER
- E6.2 FIRE ALARM GRAPHIC ANNUNCIATOR
- E7.1 AUXILIARY RISERS
- E8.1 ELECTRICAL SCHEDULES

Halton District School Board

OAKVILLE # 3 ELEMENTARY SCHOOL AND CHILDCARE FACILITY

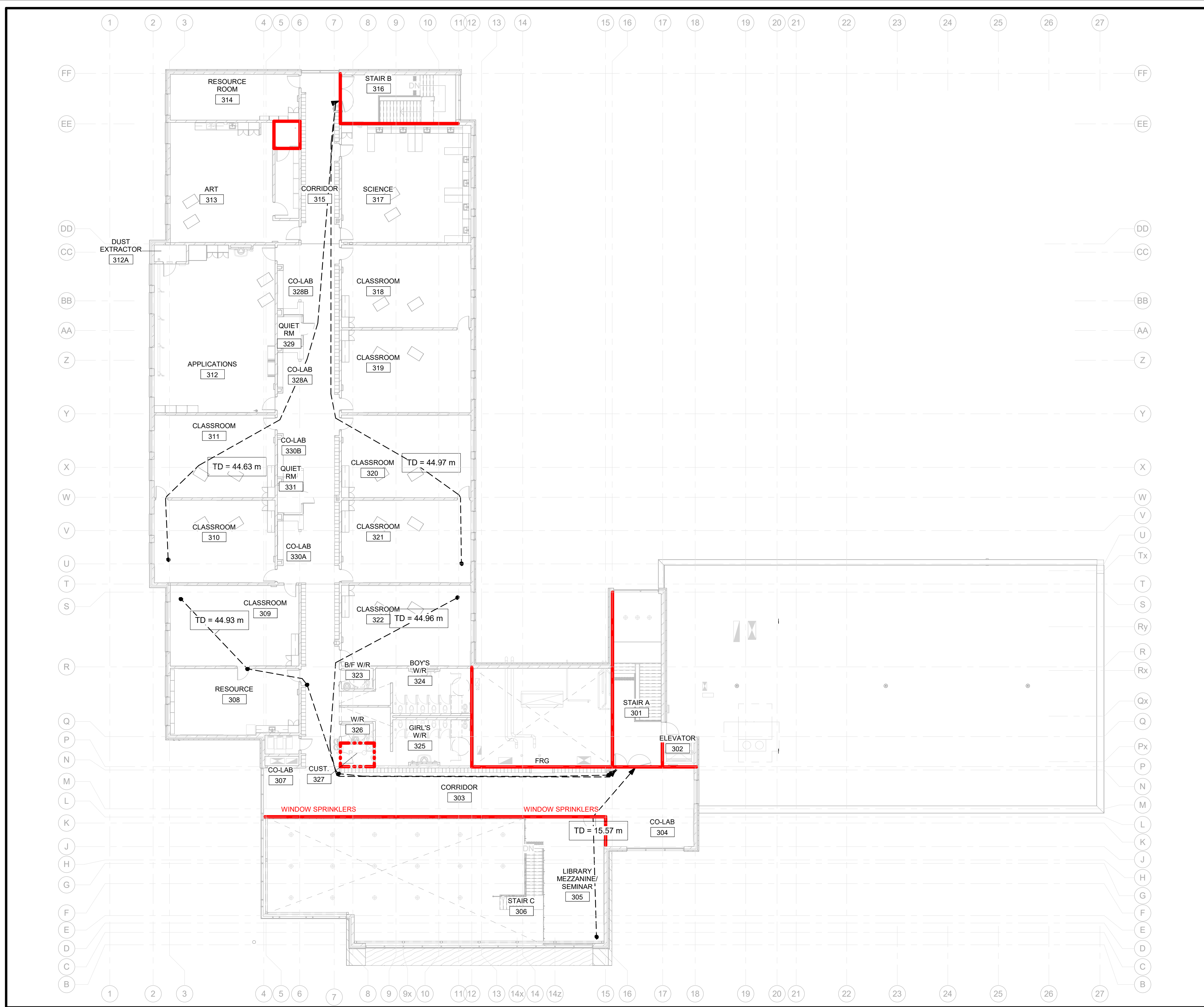
1235 WHEAT BOOM DRIVE, OAKVILLE ON
 JANUARY 2023
 HDSB TENDER NO. RFT 23-007

KEY PLAN

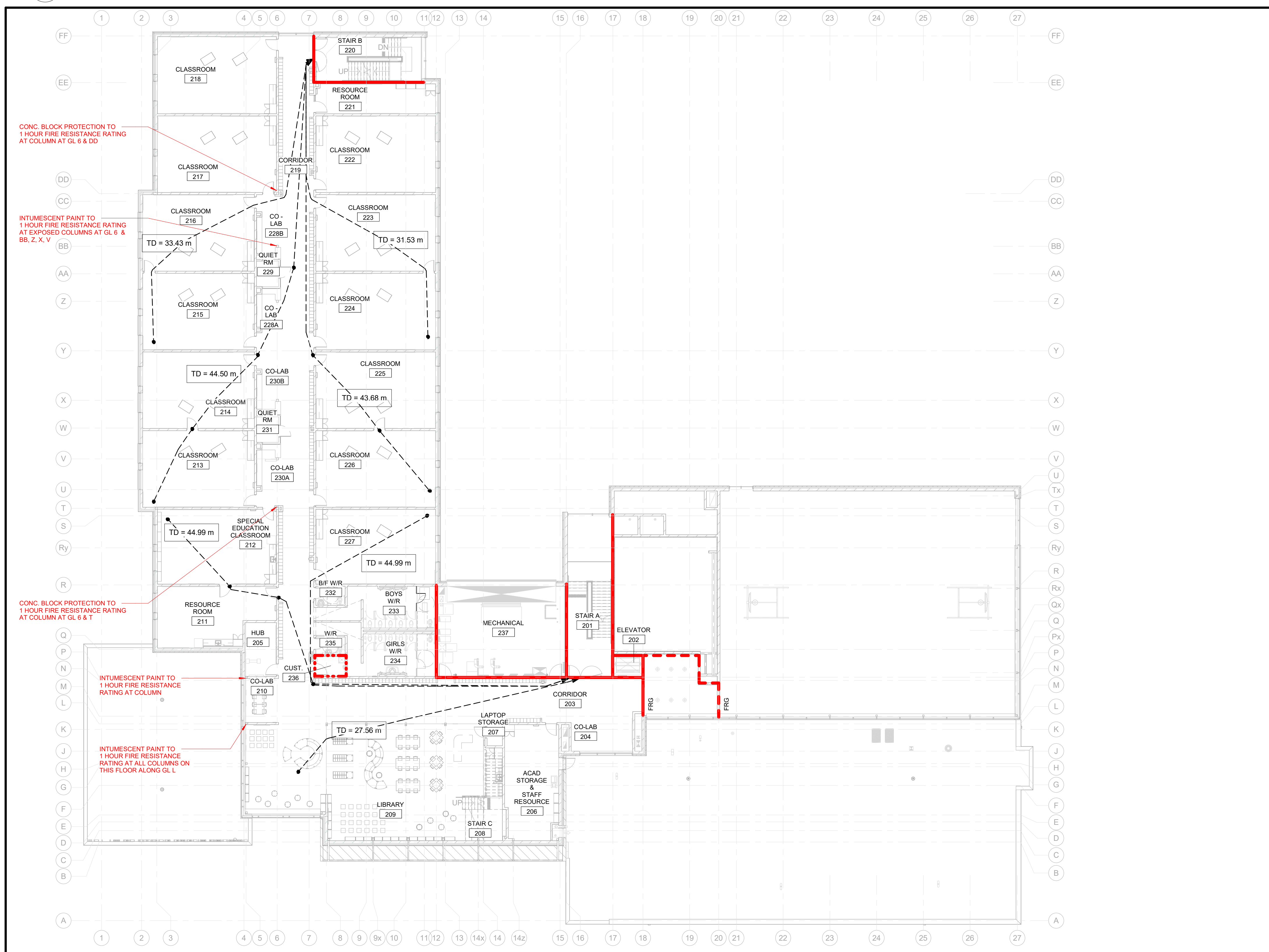


SET No.

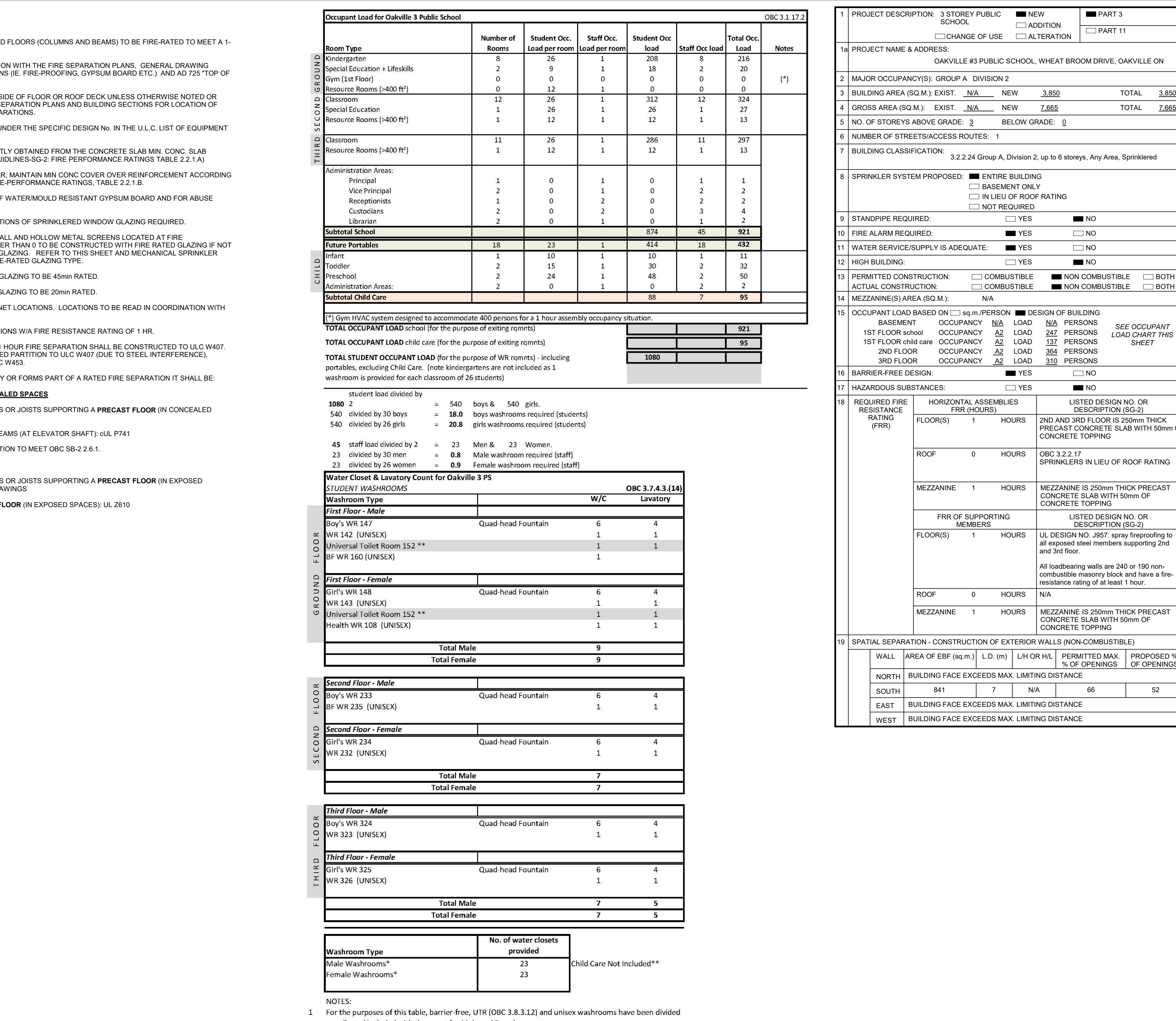
PROJECT NUMBER
22104



3 FIRE SEPARATIONS - THIRD FLOOR
SCALE: 1:200



2 FIRE SEPARATIONS - SECOND FLOOR
SCALE: 1:200



1 FIRE SEPARATIONS - GROUND FLOOR
SCALE: 1:200

FIRE SEPARATION NOTES

- STRUCTURAL STEEL SUPPORTING 2ND AND 3RD FLOORS (COLUMNS AND BEAMS) TO BE FIRE-RATED TO MEET A 1-HOUR FIRE-RESISTANCE RATING.
- THESE NOTES ARE TO BE READ IN CONJUNCTION WITH THE FIRE SEPARATION PLANS. GENERAL DRAWING NOTES AND APPLICABLE SPECIFICATION SECTIONS (E. FIRE-PROOFING, GYP(SUM BOARD ETC.), AND A-D 725 TOP OF WALL AT FIRE SEPARATION.
- EXTEND ALL INTERIOR PARTITIONS TO UNDERSIDE OF FLOOR OR ROOF DECK UNLESS OTHERWISE NOTED OR INDICATED. REFER TO OBC DATA MATRIX, FIRE SEPARATION PLANS AND BUILDING SECTIONS FOR LOCATION OF FIRE RATED PARTITIONS, FLOORS AND FIRE SEPARATIONS.
- COMPLETELY FULLY WITH REQUIREMENTS LISTED UNDER THE SPECIFIC DESIGN NO. IN THE U.L.C. LIST OF EQUIPMENT AND MATERIALS, CURRENT VOLUME.
- INDICATED FIRE RESISTANCE RATING IS STRICTLY OBTAINED FROM THE CONCRETE SLAB, MIN. CONC. SLAB THICKNESS (REFER TO OBC SUPPLEMENTARY GUIDELINES-S2, FIRE PERFORMANCE RATINGS TABLE 2.1.1A)
- FOR CONCRETE SLABS REQUIRED TO HAVE FIRE, MAINTAIN MIN CONC. COVER OVER REINFORCEMENT ACCORDING TO OBC SUPPLEMENTARY GUIDELINES-S2-FIRE PERFORMANCE RATINGS, TABLE 2.1.1-B
- REFER TO SPECIFICATIONS FOR LOCATIONS OF WATERMOULD RESISTANT GYPSUM BOARD AND FOR ABUSE RESISTANT GYPSUM BOARD
- REFER TO MECHANICAL DRAWINGS FOR LOCATIONS OF SPRINKLERED WINDOW GLAZING REQUIRED.
- GLAZING SCREENS, INTERIOR CURTAIN WALL AND HOLLOW METAL SCREENS LOCATED AT FIRE SEPARATIONS REQUIRING A FIRE-RATING GREATER THAN 0 TO BE CONSTRUCTED WITH FIRE RATED GLAZING IF NOT IDENTIFIED AS PROTECTED WITH SPRINKLERED GLAZING. REFER TO THIS SHEET AND MECHANICAL SPRINKLER DRAWINGS. REFER TO SPECIFICATIONS FOR FIRE-RATED GLAZING TYPE.
- 1-HOUR RATED FIRE SEPARATIONS REQUIRE GLAZING TO BE 45min RATED.
- 30 MIN. RATED FIRE SEPARATIONS REQUIRE GLAZING TO BE 20min RATED.
- REFER TO DIVISION 15 FOR FIRE RATED CABINET LOCATIONS. LOCATIONS TO BE READ IN COORDINATION WITH FIRE SEPARATIONS SHOWN ON THIS DRAWING.
- FLOOR ASSEMBLIES SHALL BE FIRE SEPARATIONS VIA FIRE RESISTANCE RATING OF 1 HR.
- GYPSUM BOARD WALLS REQUIRED TO HAVE 1 HOUR FIRE SEPARATION SHALL BE CONSTRUCTED TO ULC W407 WHERE IT IS NOT POSSIBLE TO CONSTRUCT RATED PARTITION TO ULC W407 (DUE TO STEEL INTERFERENCE), RATED PARTITIONS TO BE CONSTRUCTED TO ULC W453.
- WHERE STEEL SUPPORTS A FLOOR ASSEMBLY OR FORMS PART OF A RATED FIRE SEPARATION IT SHALL BE:
 - CEMENTITIOUS SPRAY FIRE PROOFING - CONCEALED SPACES
 - 13A. STEEL FLOOR STRUCTURE SUPPORT BEAMS OR JOISTS SUPPORTING A PRECAST FLOOR (IN CONCEALED SPACES) BAYW/ UL 907
 - 13B. METAL DECK ROOF & SUPPORTING STEEL BEAMS AT ELEVATOR SHAFT) GL P741
 - 13C. COVERED WITH CONCRETE BLOCK PROTECTION TO MEET OBC S8-2.6.1.
 - INTUMESCENT COATING - EXPOSED SPACES
 - 13D. STEEL FLOOR STRUCTURE SUPPORT BEAMS OR JOISTS SUPPORTING A PRECAST FLOOR (IN EXPOSED SPACES) BAUC P66 WHERE INDICATED ON DRAWINGS
 - 13E. STEEL COLUMNS SUPPORTING A PRECAST FLOOR (IN EXPOSED SPACES) UL 2610

Occupant Load for Oakville 3 Public School OBC 3.1.17.2

Room Type	Number of Rooms	Student Occ. Load per room	Staff Occ. Load per room	Student Occ. Load	Staff Occ. Load	Total Occ. Load	Notes
Kindergarten	26	1	1	26	8	34	
Special Education + Life Skills	2	9	1	18	2	20	(*)
Special Education (1st Floor)	0	0	0	0	0	0	
Resource Rooms (400m ²)	0	12	1	0	0	0	
Classroom	12	26	1	312	12	324	
Special Education	1	26	1	26	1	27	
Resource Rooms (400m ²)	1	12	1	12	1	13	
Classroom	11	26	1	286	11	297	
Resource Rooms (400m ²)	1	12	1	12	1	13	
Administration Areas:							
Principal	1	0	1	0	1	1	
Vice Principal	2	0	1	0	2	2	
Receptionists	1	0	2	0	2	2	
Customists	2	0	2	0	4	4	
Librarian	2	0	1	0	2	2	
Subtotal School				874	45	921	
Future Portables							
Male	18	23	1	414	18	432	
Female	2	15	1	30	2	32	
Preschool	2	24	1	48	2	50	
Administration Areas:	2	0	1	0	2	2	
Subtotal Child Care				88	7	95	

Water Closet and Lavatory Count for Oakville 3 PS

Washroom Type	W/C	Lavatory
First Floor - Male		
Boy's WR 147	6	4
WR 142 (UNSEX)	1	1
Universal Toilet Room 152 **	1	1
BF WR 160 (UNSEX)	1	1
First Floor - Female		
Girl's WR 148	6	4
WR 141 (UNSEX)	1	1
Universal Toilet Room 152 **	1	1
Health WR 108 (UNSEX)	1	1
Total Male	9	9
Total Female	9	9
Second Floor - Male		
Boy's WR 233	6	4
BF WR 235 (UNSEX)	1	1
Second Floor - Female		
Girl's WR 234	6	4
WR 232 (UNSEX)	1	1
Total Male	7	5
Total Female	7	5
Third Floor - Male		
Boy's WR 324	6	4
WR 323 (UNSEX)	1	1
Third Floor - Female		
Girl's WR 325	6	4
WR 326 (UNSEX)	1	1
Total Male	7	5
Total Female	7	5

TABLE A - FIRE RESISTANCE RATINGS FOR CONCRETE BLOCK PARTITIONS (PER OBC 2015 S8-2.1.1)

ACTUAL THICKNESS (mm)	CONCRETE BLOCK (mm)	REG. JOINT (mm)	FIRE RESISTANCE RATING (HOURS)
100	100	10	1/2
100	100	15	1/2
100	100	20	1/2
100	100	25	1/2
100	100	30	1/2
100	100	35	1/2
100	100	40	1/2
100	100	45	1/2
100	100	50	1/2
100	100	55	1/2
100	100	60	1/2
100	100	65	1/2
100	100	70	1/2
100	100	75	1/2
100	100	80	1/2
100	100	85	1/2
100	100	90	1/2
100	100	95	1/2
100	100	100	1/2

- NOTES:
- For the purposes of this table, barrier free, UTR (OBC 3.8.3.12) and unisex washrooms have been divided equally and included with the count for Male and Female.
 - UTR's have been counted for 1 M & 1 F per OBC 7.4.1.17.
 - Kindergarten Classrooms not included as there is one washroom per room for 26 students.
 - Staff have access to all washrooms for use with exception of student banks.



TABLE B - FIRE RESISTANCE RATINGS FOR REINFORCED PRESTRESSED CONCRETE FLOORS AND ROOF SLABS (PER OBC 2015 S8-2.1.1)

ACTUAL THICKNESS (mm)	SLAB THICKNESS (mm)	REG. JOINT (mm)	FIRE RESISTANCE RATING (HOURS)
100	100	10	1/2
100	100	15	1/2
100	100	20	1/2
100	100	25	1/2
100	100	30	1/2
100	100	35	1/2
100	100	40	1/2
100	100	45	1/2
100	100	50	1/2
100	100	55	1/2
100	100	60	1/2
100	100	65	1/2
100	100	70	1/2
100	100	75	1/2
100	100	80	1/2
100	100	85	1/2
100	100	90	1/2
100	100	95	1/2
100	100	100	1/2

TABLE A - FIRE RESISTANCE RATINGS FOR CONCRETE BLOCK PARTITIONS (PER OBC 2015 S8-2.1.1)

ACTUAL THICKNESS (mm)	CONCRETE BLOCK (mm)	REG. JOINT (mm)	FIRE RESISTANCE RATING (HOURS)
100	100	10	1/2
100	100	15	1/2
100	100	20	1/2
100	100	25	1/2
100	100	30	1/2
100	100	35	1/2
100	100	40	1/2
100	100	45	1/2
100	100	50	1/2
100	100	55	1/2
100	100	60	1/2
100	100	65	1/2
100	100	70	1/2
100	100	75	1/2
100	100	80	1/2
100	100	85	1/2
100	100	90	1/2
100	100	95	1/2
100	100	100	1/2

TABLE A - FIRE RESISTANCE RATINGS FOR CONCRETE BLOCK PARTITIONS (PER OBC 2015 S8-2.1.1)

ACTUAL THICKNESS (mm)	CONCRETE BLOCK (mm)	REG. JOINT (mm)	FIRE RESISTANCE RATING (HOURS)
100	100	10	1/2
100	100	15	1/2
100	100	20	1/2
100	100	25	1/2
100	100	30	1/2
100	100	35	1/2
100	100	40	1/2
100	100	45	1/2
100	100	50	1/2
100	100	55	1/2
100	100	60	1/2
100	100	65	1/2
100	100	70	1/2
100	100	75	1/2
100	100	80	1/2
100	100	85	1/2
100	100	90	1/2
100	100	95	1/2
100	100	100	1/2

TABLE A - FIRE RESISTANCE RATINGS FOR CONCRETE BLOCK PARTITIONS (PER OBC 2015 S8-2.1.1)

ACTUAL THICKNESS (mm)	CONCRETE BLOCK (mm)	REG. JOINT (mm)	FIRE RESISTANCE RATING (HOURS)
100	100	10	1/2
100	100	15	1/2
100	100	20	1/2
100	100	25	1/2
100	100	30	1/2
100	100	35	1/2
100	100	40	1/2
100	100	45	1/2
100	100	50	1/2
100	100	55	1/2
100	100	60	1/2
100	100	65	1/2
100	100	70	1/2
100	100	75	1/2
100	100	80	1/2
100	100	85	1/2
100	100	90	1/2
100	100	95	1/2
100	100	100	1/2

TABLE A - FIRE RESISTANCE RATINGS FOR CONCRETE BLOCK PARTITIONS (PER OBC 2015 S8-2.1.1)

ACTUAL THICKNESS (mm)	CONCRETE BLOCK (mm)	REG. JOINT (mm)	FIRE RESISTANCE RATING (HOURS)
100	100	10	1/2
100	100	15	1/2
100	100	20	1/2
100	100	25	1/2
100	100	30	1/2
100	100	35	1/2
100	100	40	1/2
100	100	45	1/2
100	100	50	1/2
100	100	55	1/2
100	100	60	1/2
100	100	65	1/2
100	100	70	1/2
100	100	75	1/2
100	100	80	1/2
100	100	85	1/2
100	100	90	1/2
100	100	95	1/2
100	100	100	1/2

TABLE A - FIRE RESISTANCE RATINGS FOR CONCRETE BLOCK PARTITIONS (PER OBC 2015 S8-2.1.1)

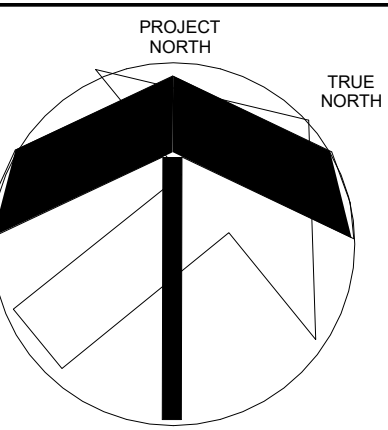
ACTUAL THICKNESS (mm)	CONCRETE BLOCK (mm)	REG. JOINT (mm)	FIRE RESISTANCE RATING (HOURS)
100	100	10	1/2
100	100	15	1/2
100	100	20	1/2
100	100	25	1/2
100	100	30	1/2
100	100	35	1/2
100	100	40	1/2
100	100	45	1/2
100	100	50	1/2
100	100	55	1/2
100	100	60	1/2
100	100	65	1/2
100	100	70	1/2
100	100	75	1/2
100	100	80	1/2
100	100	85	1/2
100	100	90	1/2
100	100	95	1/2
100	100	100	1/2

TABLE A - FIRE RESISTANCE RATINGS FOR CONCRETE BLOCK PARTITIONS (PER OBC 2015 S8-2.1.1)

ACTUAL THICKNESS (mm)	CONCRETE BLOCK (mm)	REG. JOINT (mm)	FIRE RESISTANCE RATING (HOURS)
100	100	10	1/2
100	100	15	1/2
100	100	20	1/2
100	100	25	1/2
100	100	30	1/2
100	100	35	1/2
100	100	40	1/2
100	100	45	1/2
100	100	50	1/2
100	100	55	1/2
100	100	60	1/2
100	100	65	1/2
100	100	70	1/2
100	100	75	1/2
100	100	80	1/2
100	100	85	1/2
100	100	90	1/2
100	100	95	1/2
100	100	100	1/2

TABLE A - FIRE RESISTANCE RATINGS FOR CONCRETE BLOCK PARTITIONS (PER OBC 2015 S8-2.1.1)

ACTUAL THICKNESS (mm)	CONCRETE BLOCK (mm)	REG. JOINT (mm)	FIRE RESISTANCE RATING (HOURS)
100	100	10	1/2
100	100	15	1/2
100	100	20	1/2
100	100	25	1/2
100			



ABBREVIATION LEGEND

- A ACTIVE LEAF
- ACP ALUMINUM COMPOSITE PANEL
- ALUM ALUMINUM
- AF ABOVE FINISHED FLOOR
- AG ACoustic GLASS
- BS BULKHEAD
- BSB BULKHEAD BOARD
- BFB BARRIER FREE
- BFF BOTTLE FILLER AND DRINKING FOUNTAIN
- BFP BARRIER FREE PUSH BUTTON
- BFL BARRIER FREE LOCKER
- CB CHALKBOARD
- CCP CONCRETE COMPOSITE PANEL
- CJ CONTROL JOINT
- CHSR CABINET HEATER (RECESSED)
- CHT CHANGE TABLE STATION REFER TO SPEC
- CONC CONCRETE
- CONT CONTINUOUS
- CR-S COAT RACK AND SHELF
- CS CONVERSATION SHELF
- CW COMPLETE WITH
- CWT SERRATED WALL
- DF DOWN
- DN DOWN
- DR DIMENS RACK REFER TO ELEC. DWGS.
- DWG DRAWINGS
- DWS DISHWASHER REFER TO ELEC. DWGS.
- EM ELECTROMAGNETIC HOLD OPEN DEVICE
- EP ELECTRICAL PANEL, REF. ELEC. DWGS.
- EPC EMERGENCY PULL CORD
- EQ EQUAL
- EW EYE WASH STATION
- EX EXISTING
- FB FIRE BLANKET
- FE FIRE EXTINGUISHER
- FEC FIRE EXTINGUISHER CABINET
- FRGB FIRE RATED GYPSUM BOARD
- FSS FOLDING SHOWER SEAT
- GA GAUGE
- GALV GALVANIZED
- GYP GYPSUM BOARD
- GRAB BAR
- GRAB BAR "T" SHAPE AT SHOWER
- GRAB BAR "L" SHAPE "OLDING"
- GM GAS METER
- HD HAND DRYER
- HDS HAND DRYER WITH SHROUD
- HFS HORIZONTAL FIRESTOP
- HRZ HORIZONTAL
- HSS HIGH STRENGTH STRUCTURAL STEEL
- HWT HOT WATER TANK
- JAN JANITORIAL SHELF
- LF LIGHT FIXTURE
- M MIRROR
- MICRO MICROWAVE
- ML MIRROR LONG
- MCP MODULAR CONTROL PANEL
- MR METAL RACKING
- MSP MSP SIGN
- MVC NOT IN CONTRACT
- NFC NOT IN CONTRACT
- NFA NON-FRAGILE HOSE BIB, REF. DIV 15
- NIB NOT IN CONTRACT
- NIS NOT IN CONTRACT
- NTB NOT IN CONTRACT
- PA PROGRAM BELL
- PB PAPER TOWEL DISPENSER
- PTW PAPER TOWEL + WASTE RECEPTACLE
- RF ROOF FINISH
- REF REFRIGERATOR
- RHS RECESSED HANDWARE MULLION
- RS ROLLER SHADES REFER TO SPECS
- RWL RAIN WATER LEADER
- SAB ACoustic SOUND BLOCKS
- SD SOAP DISPENSER
- SEF STRUCTURAL FROST SLAB
- ST STUDENT SCIENCE TABLE (INC)
- SNT SANITARY NAPKIN DISPOSAL
- SND SANITARY NAPKIN DISPENSER
- SPHC SERRATED + CURTAIN
- SWR SERRATED WASTE RECEPTACLE
- TB TABLE
- TCD TACTILE CONTROL DISPENSER
- TEC TECTUM PANELS
- TLM TELLER MIRROR
- VES VERTICAL FIRESTOP
- VSB VERTICAL GRAB BAR
- WB WHITEBOARD
- WID WIDENED DRIVER/INC
- WM WIREMOLD
- WR WASHROOM

NO. REVISIONS DATE

4	ISSUED FOR TENDER	01 04 23
3	ISSUED FOR PERMITTING POINT	08 20 22
2	ISSUED FOR PRELIMINARY PLAN APPLICATION	08 20 22
1	ISSUED FOR SITE PLAN APPROVAL	08 20 22
1	ISSUED FOR PERMITTING POINT	05 31 22

NO. ISSUED DATE

1	ISSUED	01 04 23
---	--------	----------

DRAWINGS ARE NOT TO BE SCALED. CONTRACTOR MUST CHECK AND VERIFY ALL DIMENSIONS AND CONDITIONS ON THE PROJECT AND MUST REPORT ANY DISCREPANCIES TO THE CONSULTANT BEFORE PROCEEDING WITH THE WORK. THE USE OF THE DRAWINGS OR PART THEREOF IS FORBIDDEN WITHOUT THE WRITTEN APPROVAL OF THE CONSULTANT.



1235 WHEAT BOOM DRIVE
OWASVILLE, ON

SP 1309.001/01
LEGAL DESCRIPTION:
BLOCK 41 REGISTERED PLAN 20M-1247
TOWN OF OWASVILLE, REGION OF HALTON

TENDER NO. 23-007

HALTON DISTRICT SCHOOL BOARD
1111 SINGLETON EDUCATION CENTRE
BURLINGTON, ON. L7R 5Z7
TEL: (905) 335-3603
FAX: (905) 335-3602

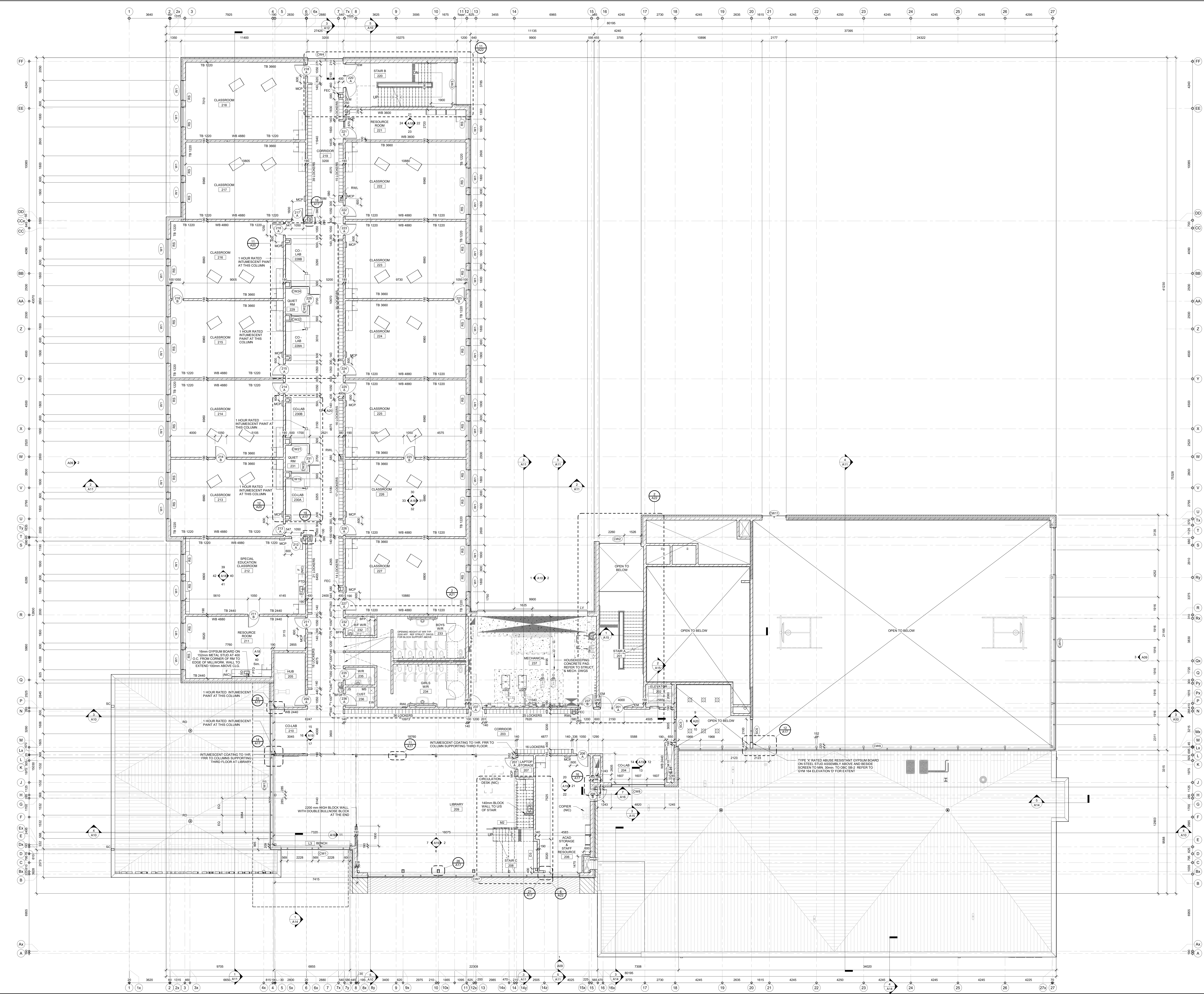
SECOND FLOOR PLAN

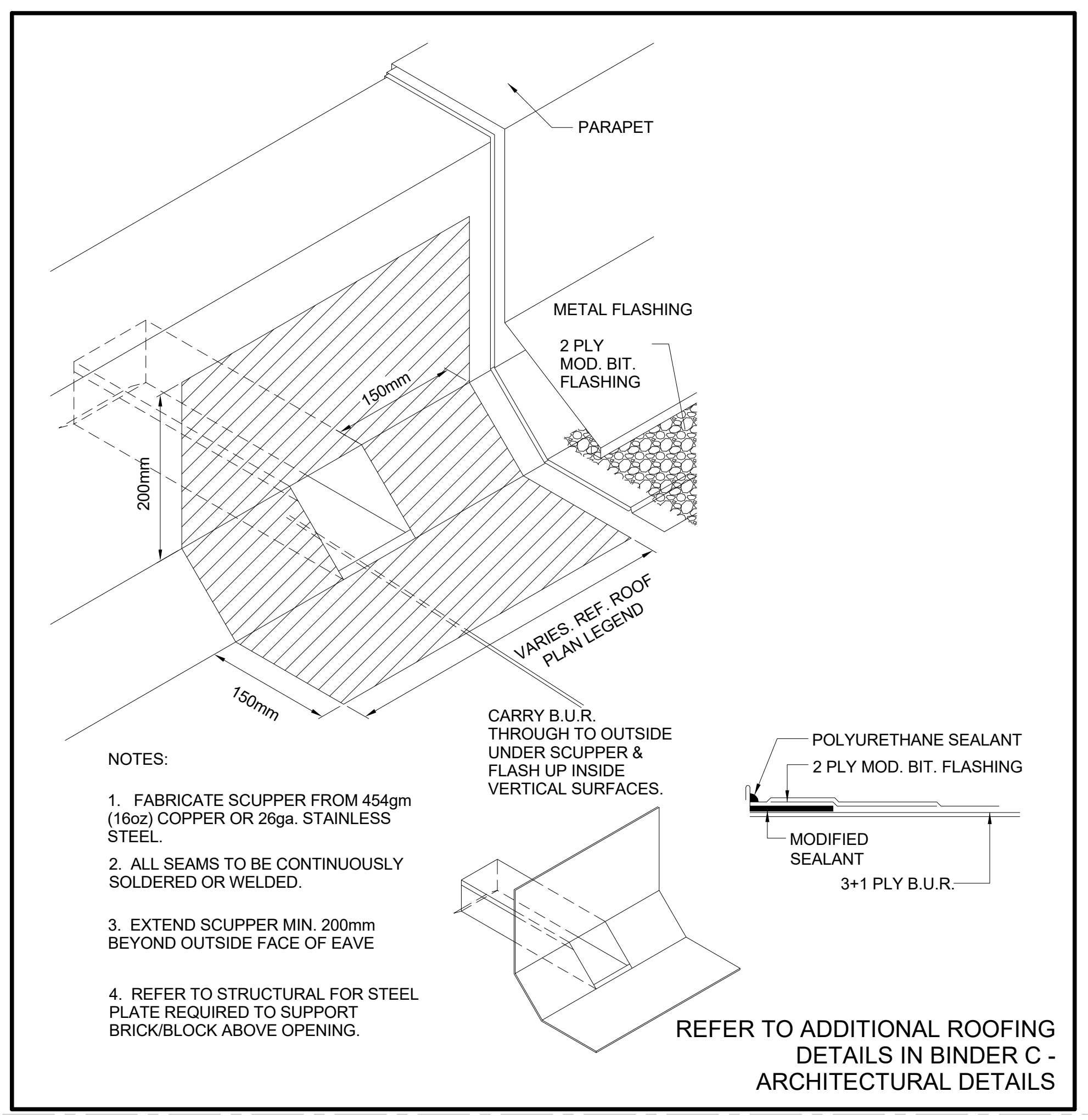
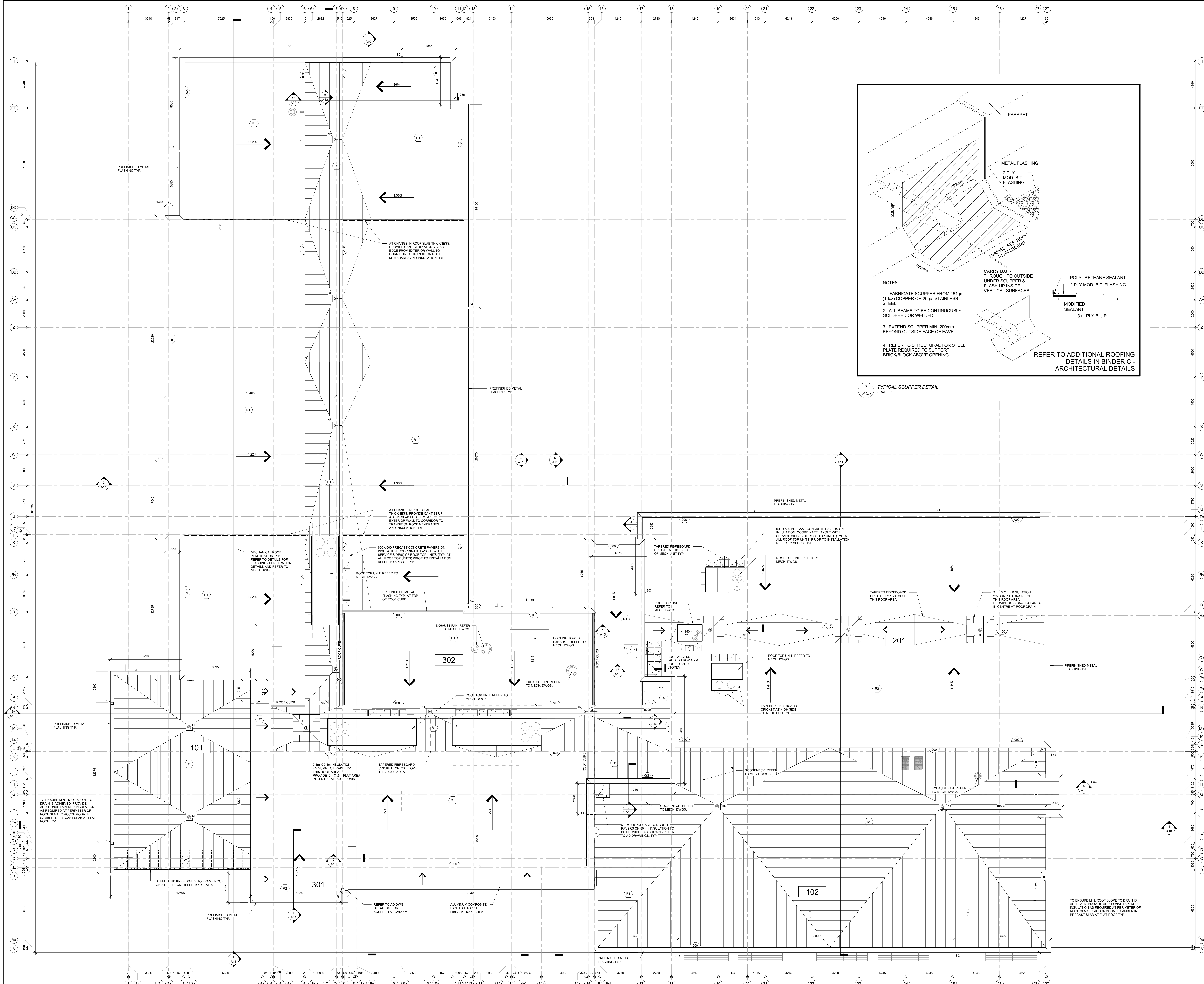
HOSSACK & ASSOCIATES ARCHITECTS

11115 DUNDAS STREET E. SUITE 100
BURLINGTON, ONTARIO L7R 5Z7
TEL: (905) 335-3603
FAX: (905) 335-3602

SCALE: 1:100
PROJECT: 22104
DATE: JANUARY 2023
DRAWN: CC/GB
CHECKED: PL
DRAWING: A03

PRINT DATE: 2023-12-21 2:10:54 PM
REVIT FILE: T:\20151510\2023\Rev\HALTON1010





Roof Plan Legend

- INSULATION SUMP TAPERED TO DRAIN. REFER TO SPECIFICATIONS FOR MATERIALS.
- TAPERED FIBRE BOARD TO DRAIN
- ROOF DRAIN
- DIRECTION OF SLOPE
- 101 ROOF LEVEL INDICATOR
- SC Sump 200mm L x 100mm H. REFER TO DETAIL IN AD BINDER
- RAISED PARAPET CURB
- CONCRETE PAVER
- PRECAST CONCRETE SLAB ROOF. REFER TO STRUCT. DWGS
- METAL DECK ROOF. REFER TO STRUCT. DWGS

NOTES:

- ROOF SLOPES TO BE TYPICAL 1.0% MINIMUM. REFER TO STRUCTURAL DRAWINGS
- REFER TO MECHANICAL DRAWINGS FOR DETAILS ON MECH. UNITS AND PENETRATIONS NOTED ON THIS PAGE. NOT ALL PENETRATIONS MAY BE SHOWN ON THIS DRAWING.
- REFER TO TRS-TECH FRAMEWORK DETAILS 001 - 014 SERIES 200 IN AD BINDER FOR TYPICAL ROOF DETAILS.
- ENGINE SCUPPERS ARE NOT CONSTRUCTED DIRECTLY ABOVE WINDOWS TYP. REFER TO EXTERIOR ELEVATIONS
- ALL TAPERED INSULATION CRICKETS AND BACKSLOPES TO HAVE MIN. 2% FINISHED SLOPE UNLESS OTHERWISE NOTED.
- REFER TO STRUCTURAL DRAWINGS FOR EXTENT OF PRECAST ROOF STRUCTURE WHERE IT MEETS JOIST STRUCTURE.
- ALL ROOF TOP UNITS TO BE MIN. 500mm FROM ANY ROOF EDGE PER TOWN OF OAKVILLE BY-LAW
- PROVIDE TAPERED INSULATION CRICKETS AROUND MECHANICAL UNITS TO ENSURE POSITIVE SLOPE TO DRAIN.

REFER TO SPECIFICATIONS FOR ROOF ASSEMBLY CONSTRUCTION

NO.	REVISIONS	DATE
3	ISSUED FOR TENDER	01.04.23
2	ISSUED FOR BIDDING PERMIT	08.20.22
1	ISSUED FOR SITE PLAN APPROVAL, FORENSIC TO LA COMMUNITY	05.31.22

ONARIO ASSOCIATION OF ARCHITECTS
PROFESSIONAL LICENCE 8003
CERTIFICATE OF PRACTICE #292

1235 WHEAT BOOM DRIVE OAKVILLE, ON

SP 1309.001/01

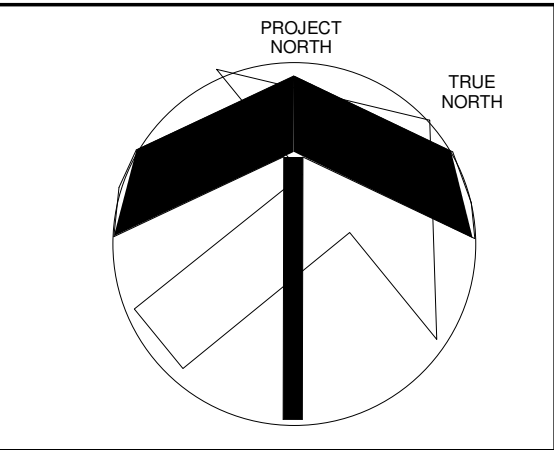
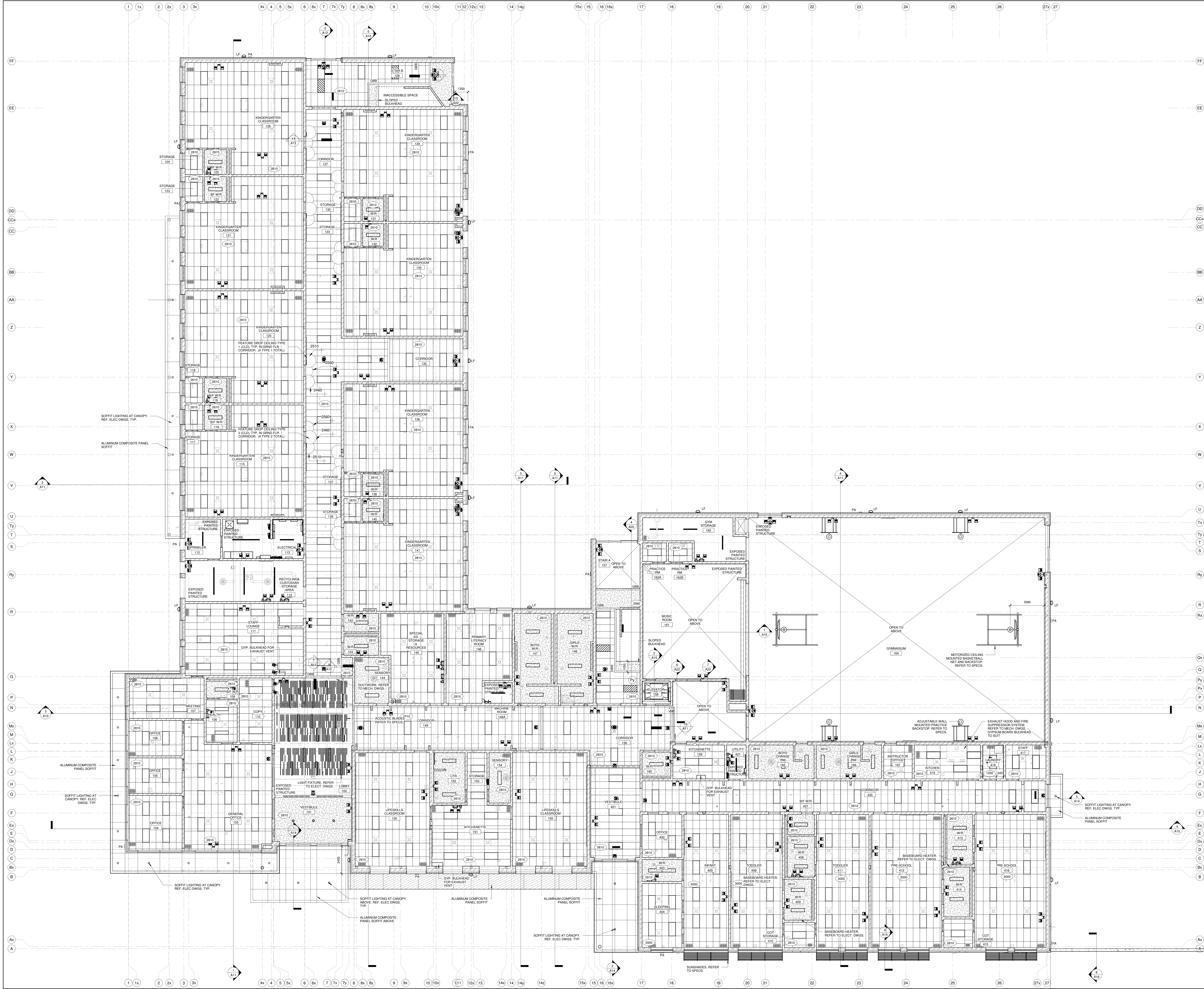
LEGAL DESCRIPTION:
BLOCK 41 REGISTERED PLAN 20M-1247
TOWN OF OAKVILLE, REGION OF HALTON

TENDER NO. 23-007

HALTON DISTRICT SCHOOL BOARD
1100 SIMCOX DRIVE
BURLINGTON, ON L7R 5Z7
TEL: (905) 335-3603
FAX: (905) 335-3602


HOSSACK & ASSOCIATES ARCHITECTS

SCALE: As indicated
DATE: JANUARY 2023
DRAWN: CCG/GB
CHECKED: PL
PROJECT: 22104
DRAWING: A05
PRINT DATE: 2023-12-21 11:13 PM
REVIT FILE: T:\2015\1510\02\Rev\HALTON1010



- LEGEND**
- 305mm X 120mm LIGHT FIXTURE. REFER TO ELEC. DWGS. FOR TYPE.
 - 610mm X 120mm LIGHT FIXTURE. REFER TO ELEC. DWGS. FOR TYPE.
 - 610mm X 120mm ACOUSTICAL CEILING TILE. REFER TO SPECS.
 - 610mm X 610mm ACOUSTICAL CEILING TILE. REFER TO SPECS.
 - SUPPLY DIFFUSER
 - RETURN DIFFUSER
 - EXHAUST GRILL
 - GYPSUM BOARD CEILING OR BULKHEAD
 - LIGHT FIXTURE FROM FLOOR
 - CEILING HEIGHT FROM FLOOR
 - WOOD CEILING FINISH REFER TO DETAILS
 - WOOD SLAT CEILING ON UNISTRUT. REFER TO DETAILS
 - PROGRAM BELL. MOUNT AT 3000mm ABOVE FIN. GROUND FLOOR. REFER TO ELEC. DWGS. & ELEVATIONS
 - EXTERIOR LIGHT FIXTURE. REFER TO ELEC. DWGS. & ELEVATIONS
 - BRICK VENT. REFER TO MECH. DWGS. & AOT ELEVATIONS
 - CEILING FAN. REFER TO ELEC. & MECH. DWGS.
 - RADIANT CEILING PANELS. REFER TO MECH. DWGS.
 - GBB GYPSUM BULKHEAD

NO.	REVISIONS	DATE
2	ISSUED FOR TENDER	01.04.23
1	ISSUED FOR BUILDING PERMIT	08.30.22



SP 1309.001.01
1235 WHEAT BOOM DRIVE
OWASSEE, ON

LEGAL DESCRIPTION:
BLOCK 41 REGISTERED PLAN 2004-1247
TOWN OF OWASSEE, REGION OF HALTON

TENDER NO. 23-007

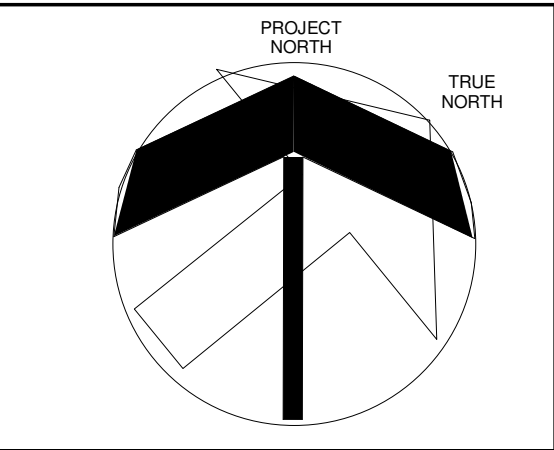
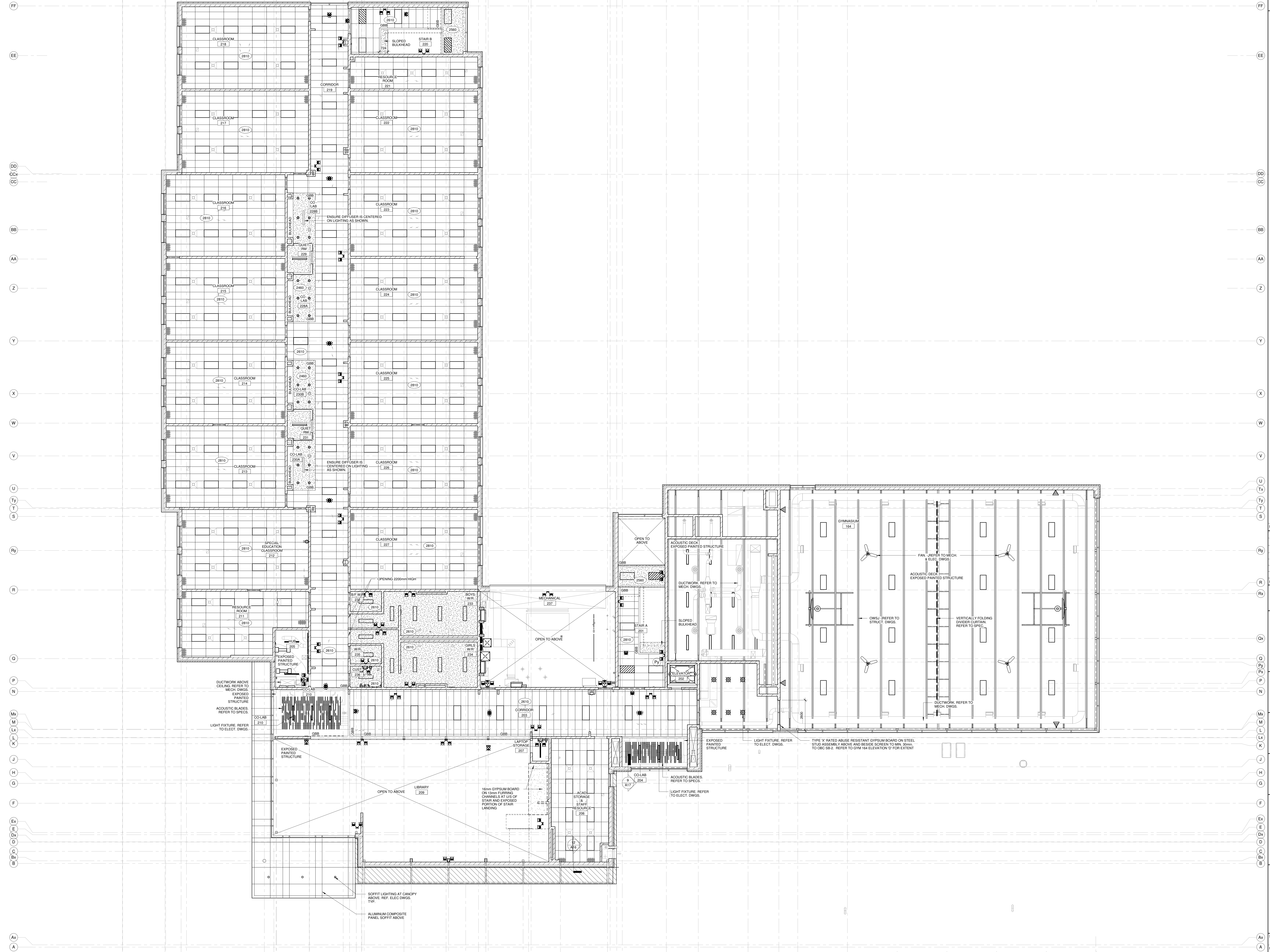
HALTON DISTRICT SCHOOL BOARD
1400 GUELPH LINE
BURLINGTON, ON L7R 5Z7
TEL: (905) 335-3603
FAX: (905) 335-3602

REFLECTED CEILING PLAN - GROUND FLOOR

HOSSACK & ASSOCIATES ARCHITECTS

SCALE: 1:100
DATE: JANUARY 2023
DRAWN: CC/GB
CHECKED: PL
PROJECT: 22104
DRAWING: A06
PRINT DATE: 12/21/2022 3:47:03 PM
REVIT FILE: T:\2019\1510602\Revit\MILTON10.RVT


1 1k 2 2k 3 3k 4k 4 5 5k 6 6k 7 7k 7y 8 8k 8y 9 10 10k 11 12 12k 13 14 14k 15 15 16 16k 17 18 19 20 21 22 23 24 25 26 27k 27



- LEGEND**
- 305mm X 120mm LIGHT FIXTURE. REFER TO ELEC. DWGS. FOR TYPE.
 - 610mm X 120mm LIGHT FIXTURE. REFER TO ELEC. DWGS. FOR TYPE.
 - 610mm X 120mm ACOUSTICAL CEILING TILE. REFER TO SPECS.
 - 610mm X 610mm ACOUSTICAL CEILING TILE. REFER TO SPECS.
 - SUPPLY DIFFUSER
 - RETURN DIFFUSER
 - EXHAUST GRILL
 - GYPSUM BOARD CEILING OR BULKHEAD
 - LIGHT FIXTURE. REFER TO ELEC. DWGS. FOR TYPE.
 - CEILING HEIGHT FROM FIN. FLOOR
 - WOOD CEILING FINISH. REFER TO DETAILS.
 - WOOD SLAT CEILING ON UNISTRUT. REFER TO DETAILS.
 - PROGRAM BELL. MOUNT AT 2500MM ABOVE FIN. GROUND FLOOR. REFER TO ELEC. DWGS. & ELEVATIONS.
 - EXTERIOR LIGHT FIXTURE. REFER TO ELEC. DWGS. & ELEVATIONS.
 - BRICK VENT. REFER TO MECH. DWGS. & AOT ELEVATIONS.
 - CEILING FAN. REFER TO ELEC. & MECH. DWGS.
 - RADIANT CEILING PANELS. REFER TO MECH. DWGS.
 - GYPSUM BULKHEAD

NO.	REVISIONS	DATE
2	ISSUED FOR TENDER	01.04.23
1	ISSUED FOR BUILDING PERMIT	08.30.22

NO. ISSUED DATE
 PKA
 OX
 D
 P
 N
 MA
 L
 K
 H
 G
 F
 Ex
 D
 C
 B



1235 WHEAT BOOM DRIVE
 OAKVILLE, ON
 SP 1309.001/01

LEGAL DESCRIPTION:
 BLOCK 41 REGISTERED PLAN 20M-1247
 TOWN OF OAKVILLE, REGION OF HALTON

TENDER NO. 23-007

HALTON DISTRICT SCHOOL BOARD
 110 KINGSTON EDUCATION CENTRE
 BURLINGTON, ON. L7R 5Z7
 TEL. (905) 335-3603
 FAX (905) 335-3602

REFLECTED CEILING PLAN - SECOND FLOOR

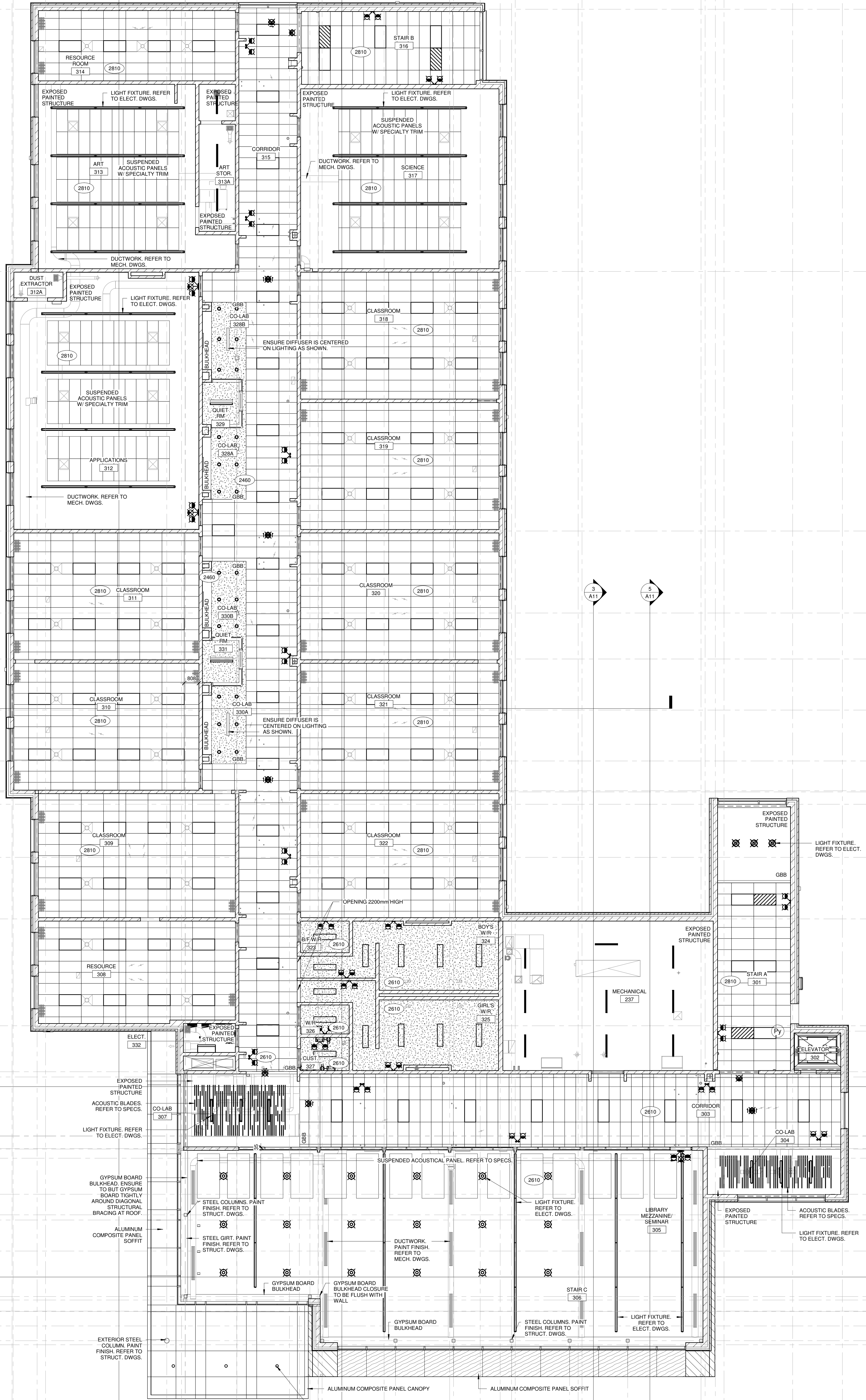
HOSSACK & ASSOCIATES ARCHITECTS

12-116 OAKVILLE RD. UNIT 10
 WOODBINE, ONTARIO L4L 1G5
 TEL: (905) 887-2224 FAX: (905) 887-0220

SCALE: 1:100 PROJECT: 22104


DATE: JANUARY 2023 DRAWING: A07

PRINT DATE: 1/21/2023 2:58:54 PM
 REV FILE: T:\2019\1510602 Proj\MALTON\10



- LEGEND**
- 305mm X 120mm LIGHT FIXTURE. REFER TO ELEC. DWGS. FOR TYPE.
 - 610mm X 120mm LIGHT FIXTURE. REFER TO ELEC. DWGS. FOR TYPE.
 - 610mm X 120mm ACOUSTICAL CEILING TILE. REFER TO SPECS.
 - 610mm X 610mm ACOUSTICAL CEILING TILE. REFER TO SPECS.
 - SUPPLY DIFFUSER
 - RETURN DIFFUSER
 - EXHAUST GRILL
 - GYPSUM BOARD CEILING OR BULKHEAD
 - LIGHT FIXTURE. REFER TO ELEC. DWGS. FOR TYPE.
 - CEILING HEIGHT FROM FIN. FLOOR
 - WOOD CEILING FINISH. REFER TO DETAILS.
 - WOOD SLAT CEILING ON UNSTRUT. REFER TO DETAILS.
 - PROGRAM BELL. MOUNT AT 300MM ABOVE FIN. GROUND FLOOR. REFER TO ELEC. DWGS. & ELEVATIONS.
 - EXTERIOR LIGHT FIXTURE. REFER TO ELEC. DWGS. & ELEVATIONS.
 - BRICK VENT. REFER TO MECH. DWGS. & AOT ELEVATIONS.
 - CEILING FAN. REFER TO ELEC. & MECH. DWGS.
 - RADIANT CEILING PANELS. REFER TO MECH. DWGS.
 - GYPSUM BULKHEAD

NO.	REVISIONS	DATE
2	ISSUED FOR TENDER	01.04.23
1	ISSUED FOR BUILDING PERMIT	08.30.22



1235 WHEAT BOOM DRIVE
OAKVILLE, ON
SP 1309.001.01

LEGAL DESCRIPTION:
BLOCK 41 REGISTERED PLAN 20M-1247
TOWN OF OAKVILLE, REGION OF HALTON

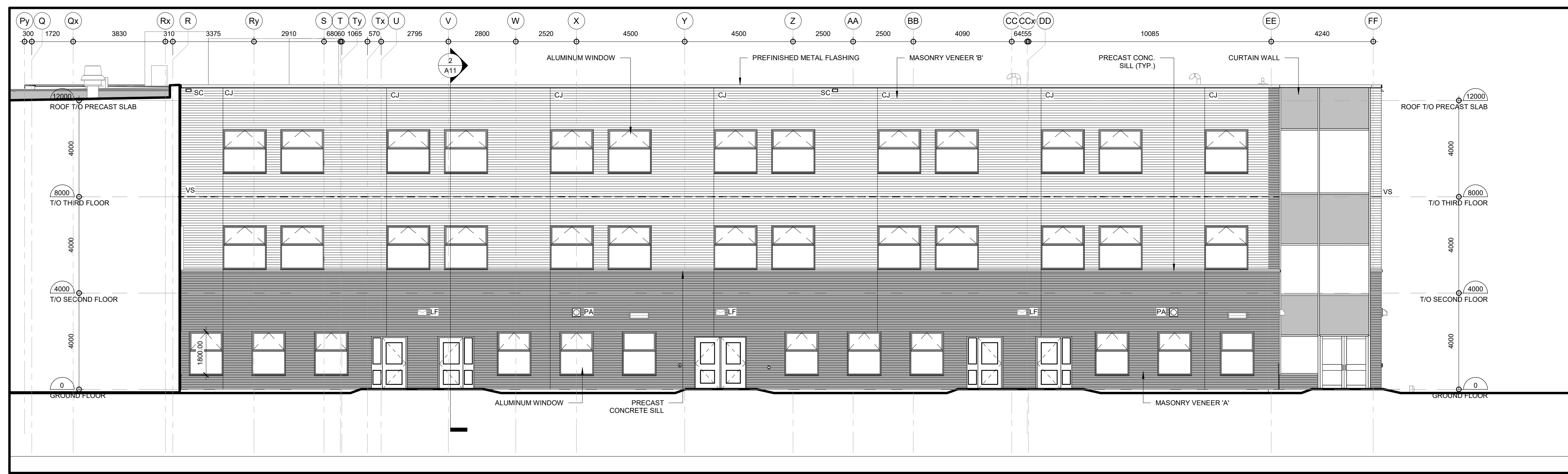
TENDER NO. 23-007

HALTON DISTRICT SCHOOL BOARD
147 KING STREET WEST
BURLINGTON, ON L7R 1Z7
TEL: (905) 335-3603
FAX: (905) 335-3602

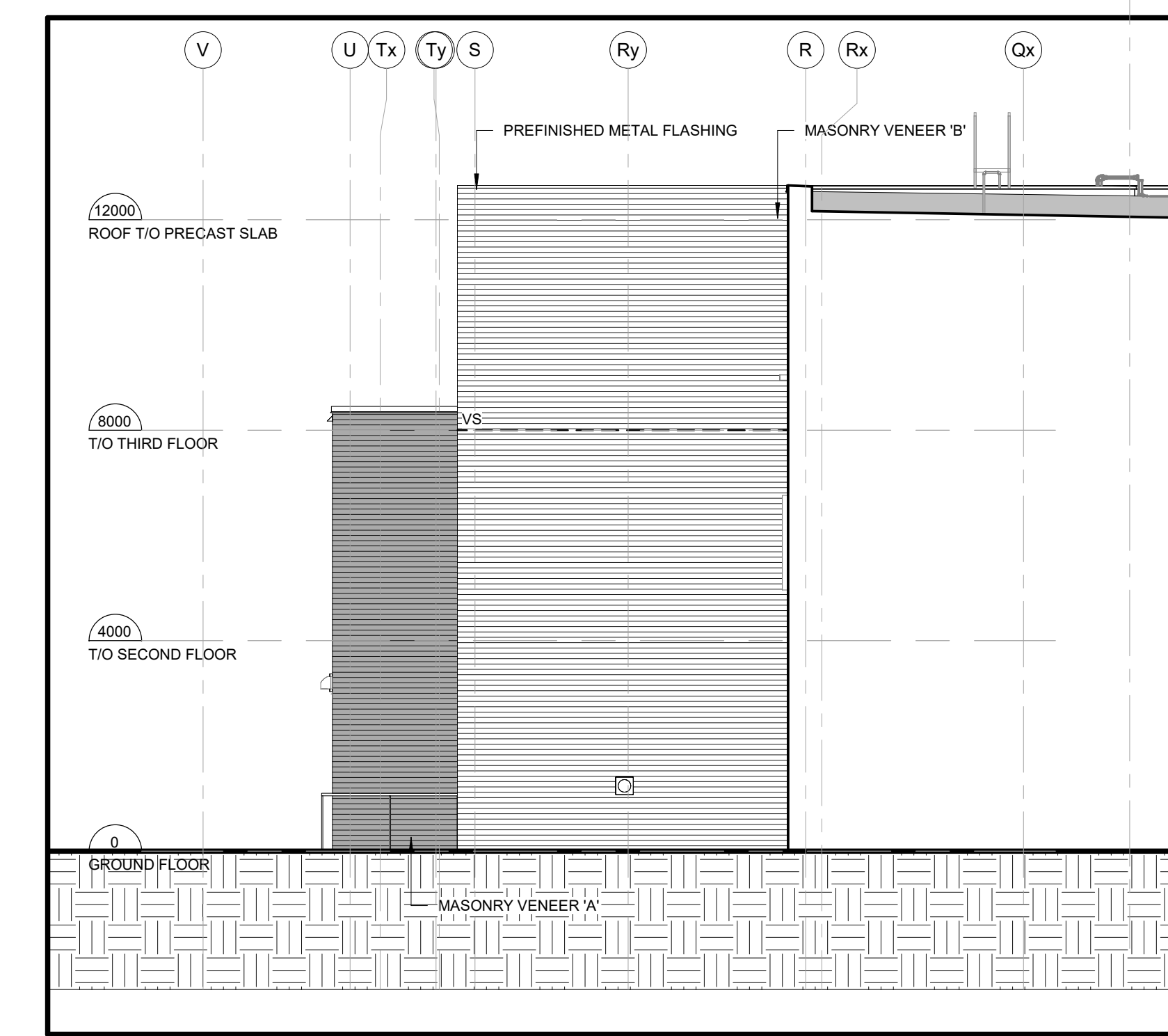
REFLECTED CEILING PLAN - THIRD FLOOR

HOSSACK & ASSOCIATES ARCHITECTS

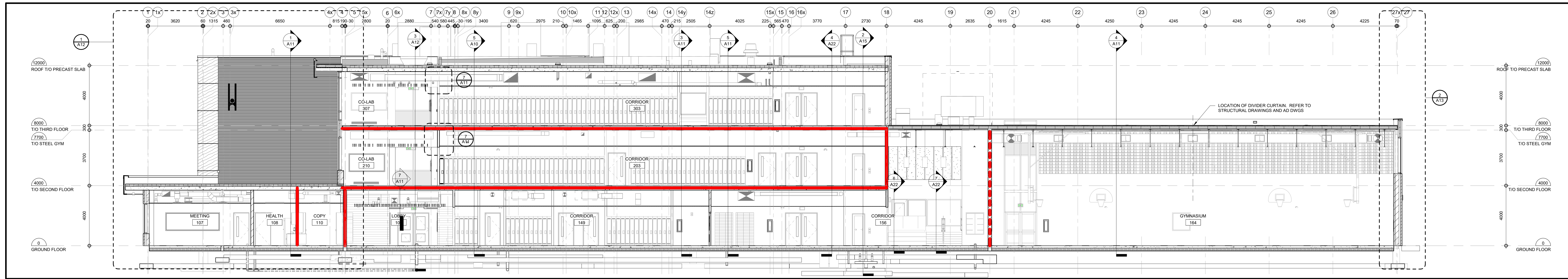
SCALE: 1:100
DATE: JANUARY 2023
DRAWN: CC/GB
CHECKED: PL
PROJECT: 22104
DRAWING: A08
PRINT DATE: 1/21/2023 2:58:56 PM
REVIT FILE: T:\2019\15106102\Revit\MALTON10



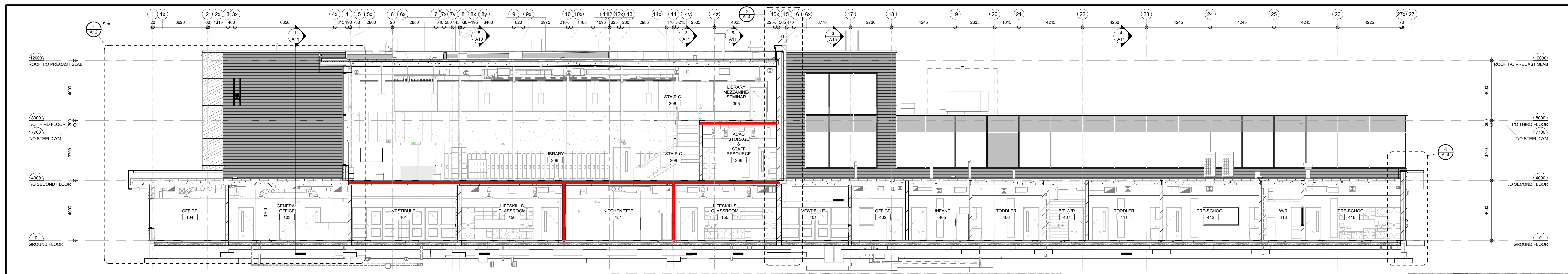
1 EAST ELEVATION 2
SCALE: 1:100



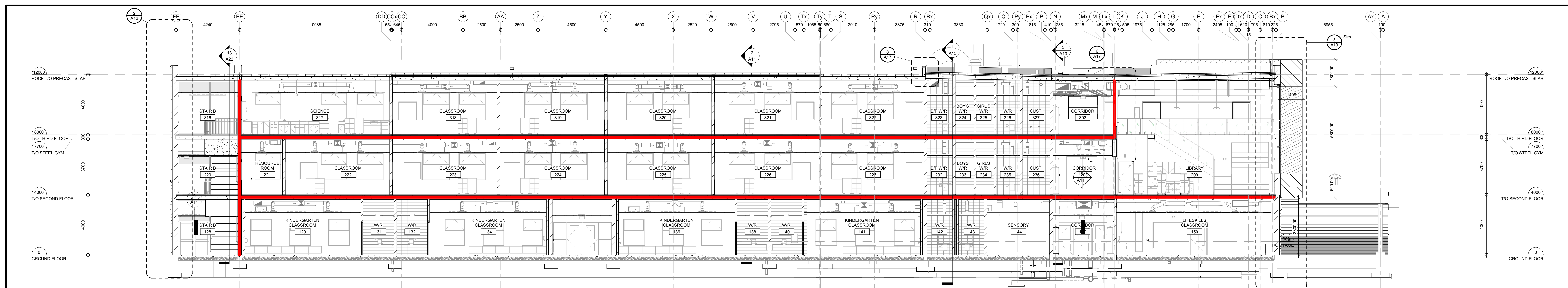
2 WEST ELEVATION 2
SCALE: 1:100



3 WEST - EAST BUILDING SECTION - GYMNASIUM
SCALE: 1:100



4 WEST - EAST BUILDING SECTION - LIBRARY
SCALE: 1:100



5 SOUTH - NORTH BUILDING SECTION - EAST
SCALE: 1:100

MATERIAL LEGEND

- MASONRY VENEER 'A' (DARK GREY)
- MASONRY VENEER 'B' (LIGHT GREY)
- PRECAST SILL (CONCRETE)
- ALUMINUM COMPOSITE PANEL 1 - WHITE
- ALUMINUM COMPOSITE PANEL 2 - WOOD LOOK
- ALUMINUM COMPOSITE PANEL 3 - GREY
- SPANDREL PANEL (GREY)
- SPANDREL PANEL (GREEN)
- BV BRICK VENT - REFER TO MECH DWGS
- CJ CONTROL JOINT
- FS FIRE STOPPING
- LF LIGHT FIXTURE - REFER TO ELEC DWGS
- LV LOUVER - REFER TO MECH DWGS
- PA EXTERIOR SPEAKER - REFER TO ELEC DWGS
- SC SCOPPER
- SP SPANDREL PANEL
- VS VENEER SUPPORT - REFER TO STRUCT DWGS

NO	REVISIONS	DATE
2	ISSUED FOR TENDER	01.04.23
1	ISSUED FOR BUILDING PERMIT	09.30.22

NO. DATE

DRAWINGS ARE NOT TO BE SCALED. CONTRACTOR MUST CHECK AND VERIFY ALL DIMENSIONS AND CONDITIONS ON THE PROJECT. AND MUST REPORT ANY DISCREPANCIES TO THE CONSULTANT BEFORE PROCEEDING WITH THE WORK. THE USE OF THIS DRAWING OR PART THEREOF IS FORBIDDEN WITHOUT THE WRITTEN APPROVAL OF THE CONSULTANT.

ONTARIO ASSOCIATION OF ARCHITECTS
PRACTICE LICENCE 8025
CERTIFICATE OF PRACTICE #4292

1235 WHEAT BOOM DRIVE
OWASVILLE, ON
SP 1309.001/01

LEGAL DESCRIPTION:
BLOCK 41 REGISTERED PLAN 2004-1247
TOWN OF OWASVILLE, REGION OF HALTON

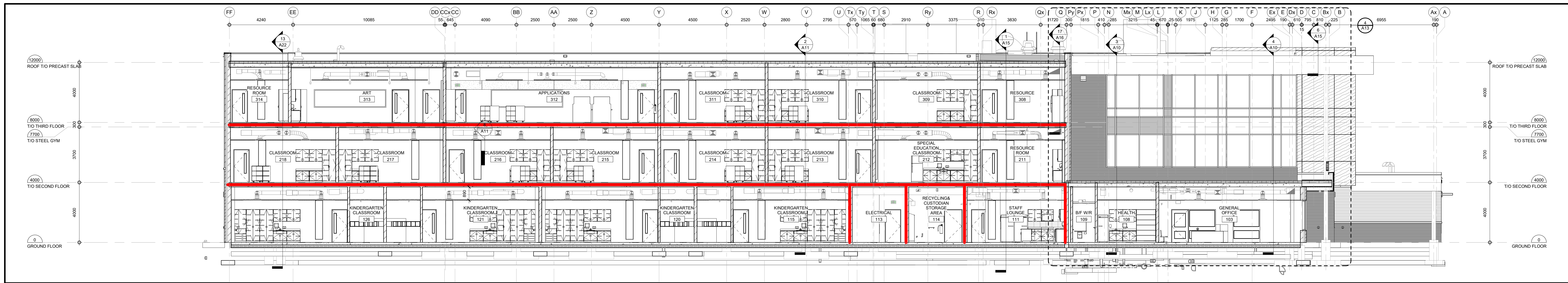
TENDER NO. 23-007

ELEVATIONS & BUILDING SECTIONS

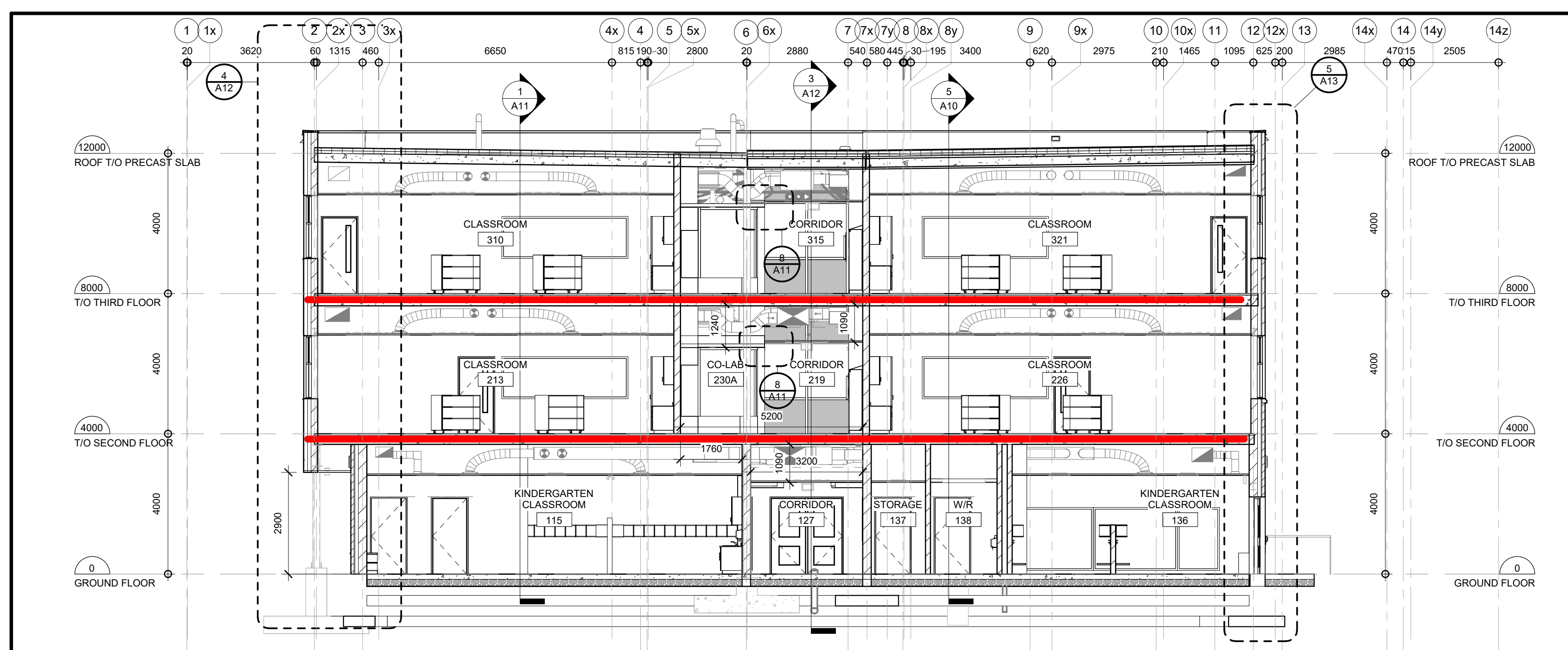
HOSSACK & ASSOCIATES ARCHITECTS

4175 DUNDAS ST. E.
SUITE 100
BURLINGTON, ON L7R 5Z7
TEL: (905) 335-3603
FAX: (905) 335-9602

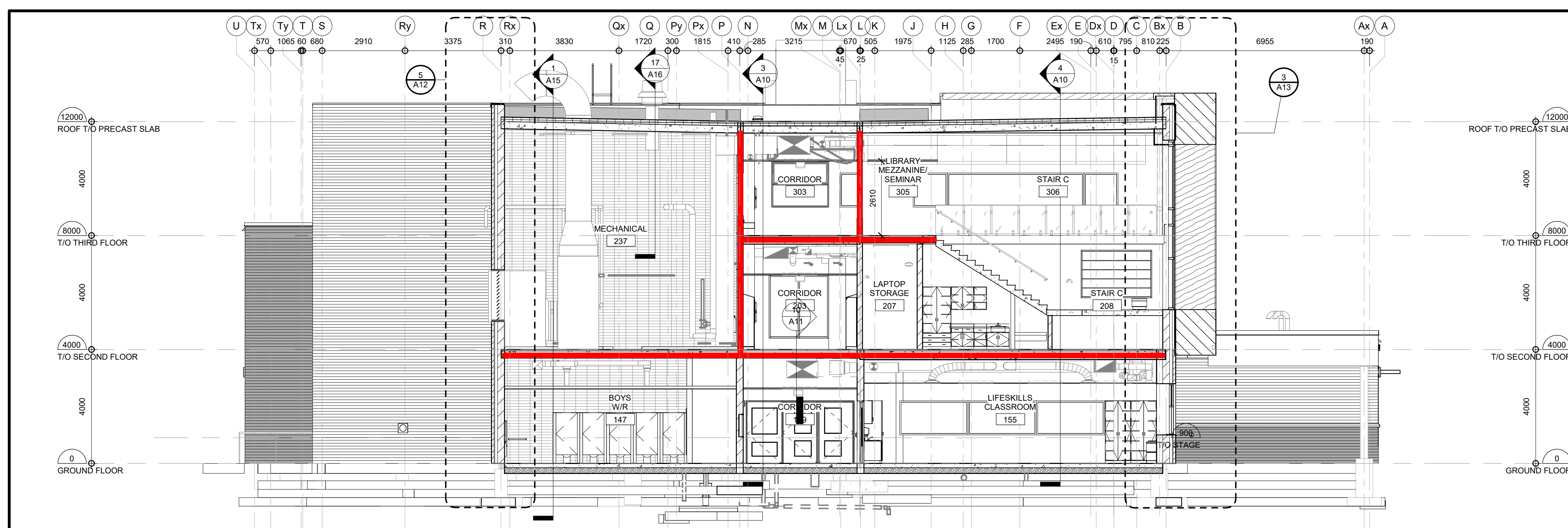
SCALE: 1:100 PROJECT: 22104
DATE: JANUARY 2023 DRAWING:
DRAWN: CCG/BJ PL: A10
CHECKED: PL: A10
PRINT DATE: 2023-12-21 2:13:58 PM
REVIT FILE: T:\2015\1510\02\Rev\HALTON10.RVT



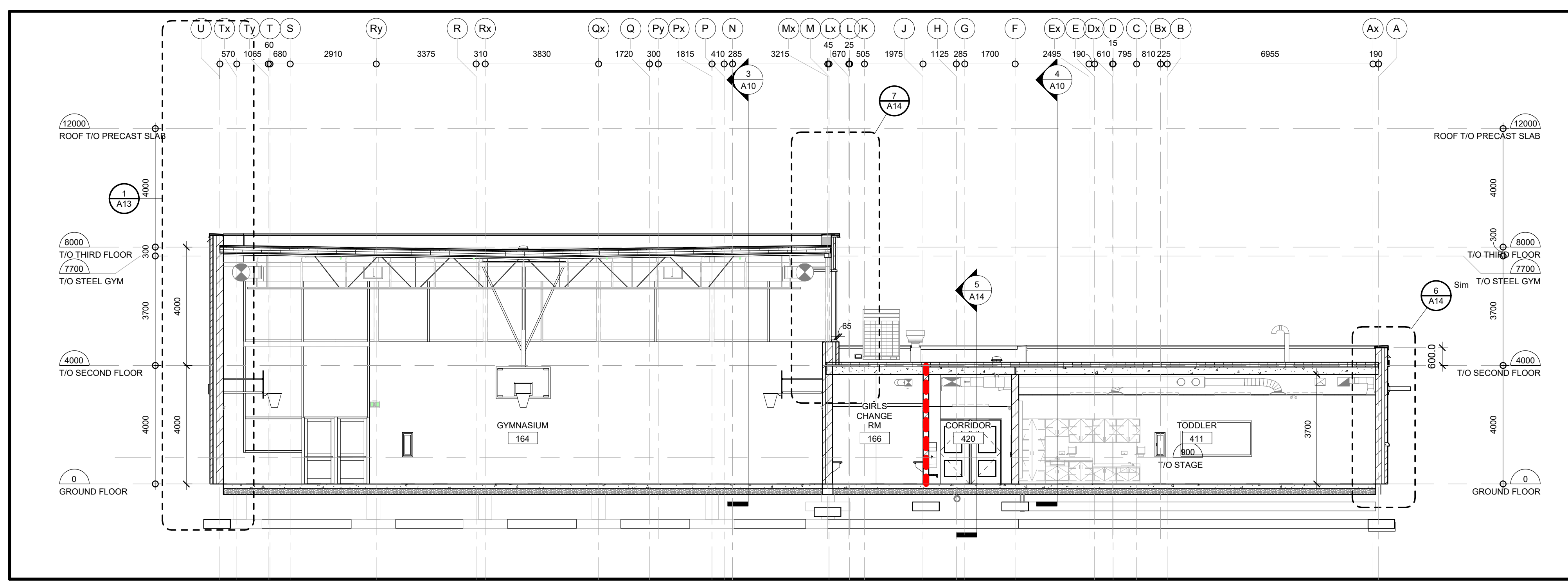
1 NORTH-SOUTH BUILDING SECTION - WEST
SCALE: 1:100



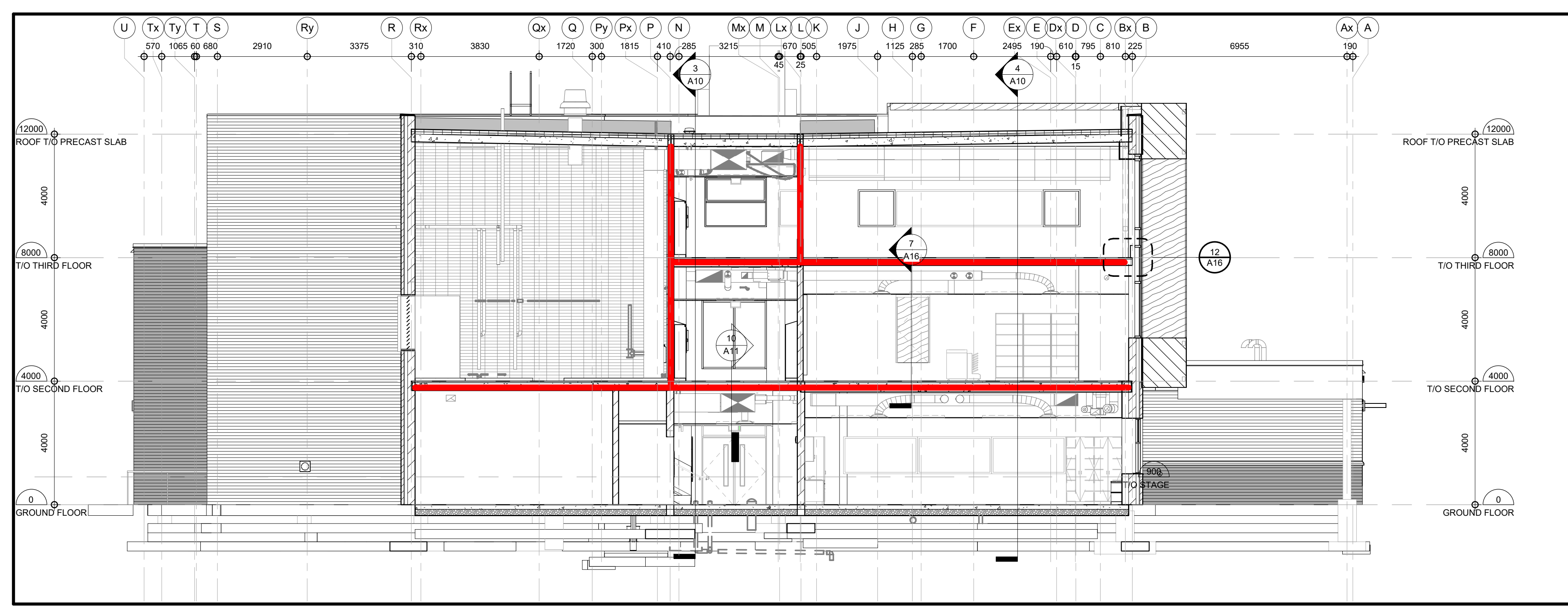
2 WEST-EAST BUILDING SECTION - CLASSROOMS
SCALE: 1:100



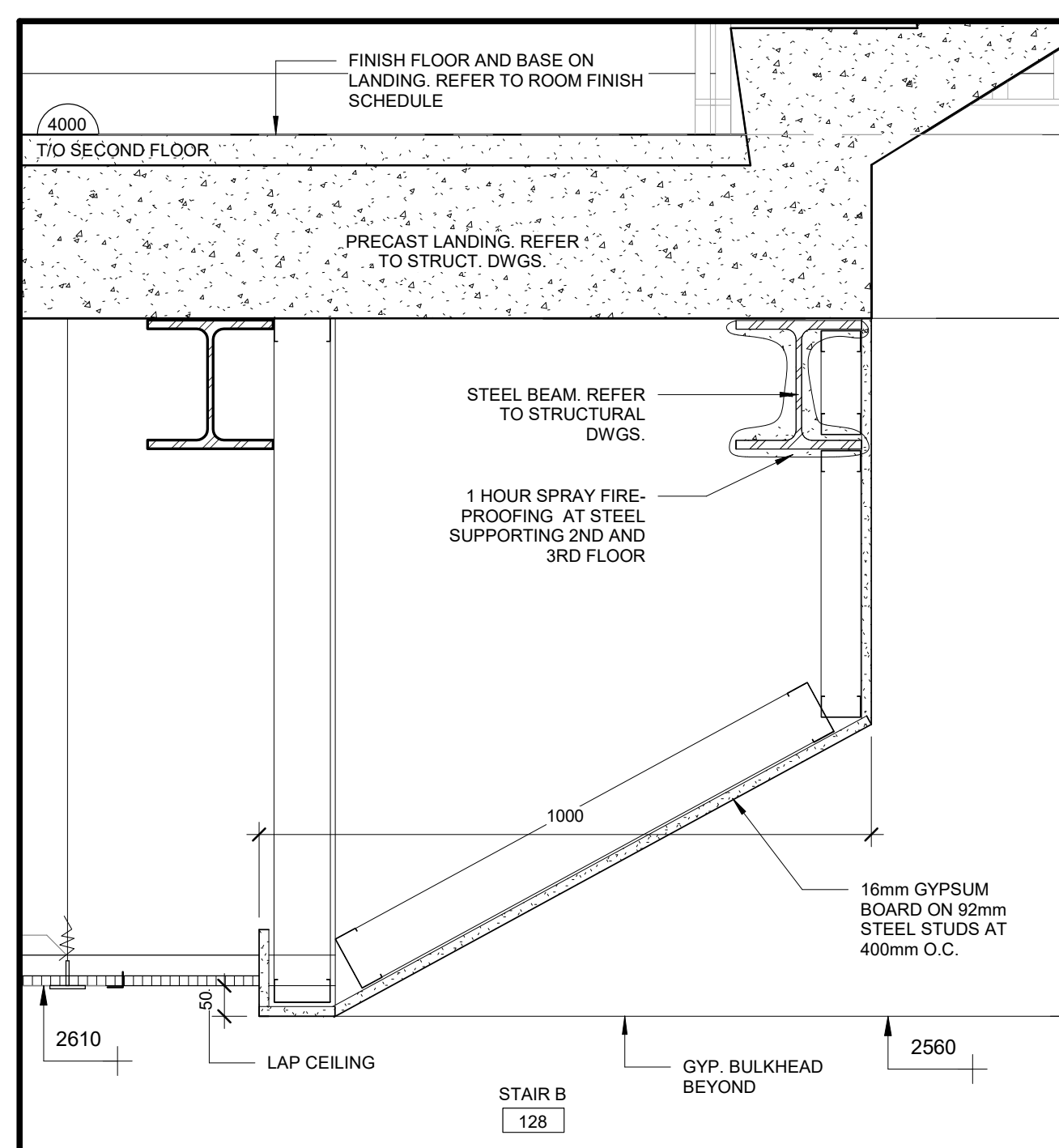
3 SOUTH-NORTH BUILDING SECTION - LIB 1
SCALE: 1:100



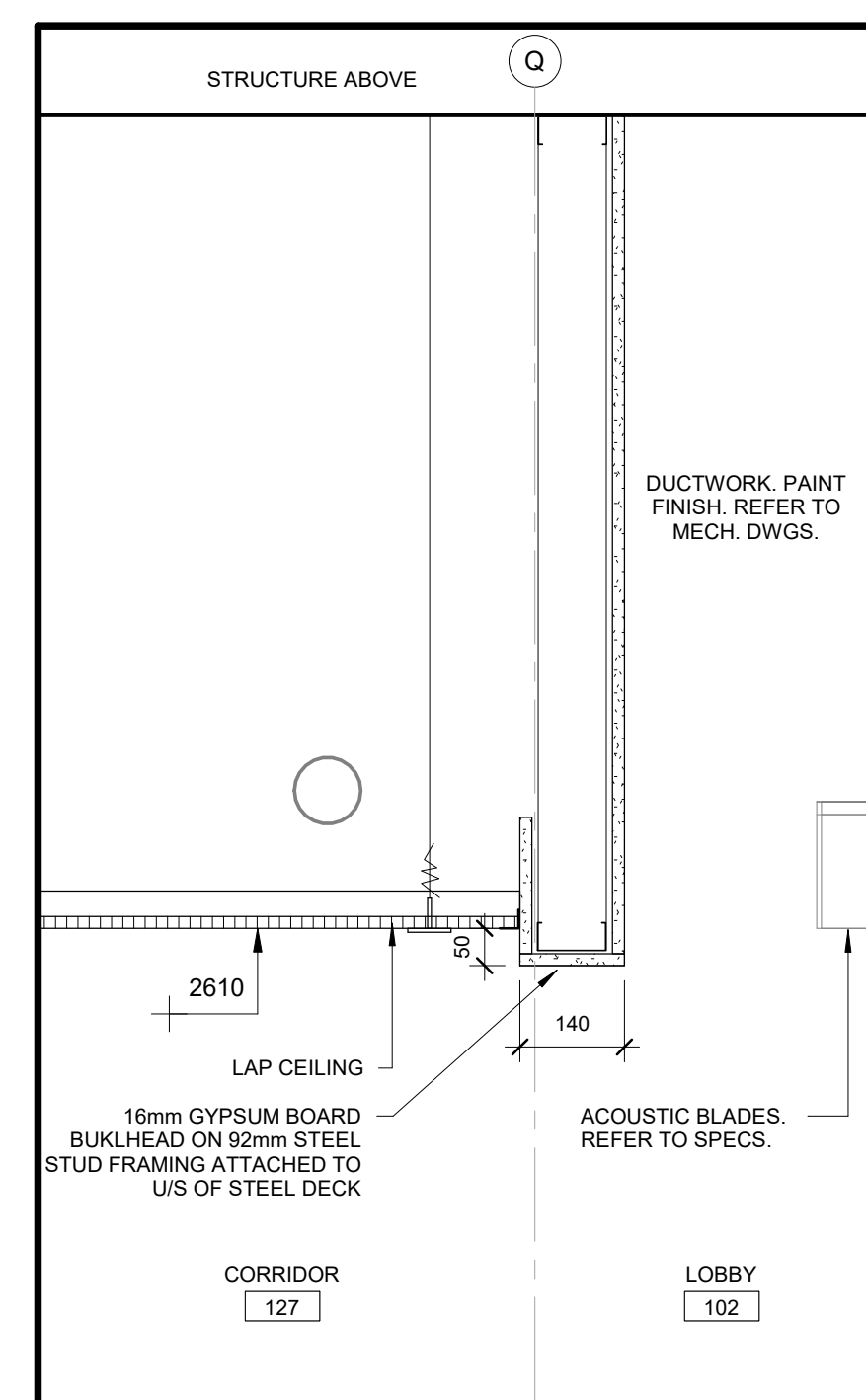
4 SOUTH-NORTH BUILDING SECTION - GYM
SCALE: 1:100



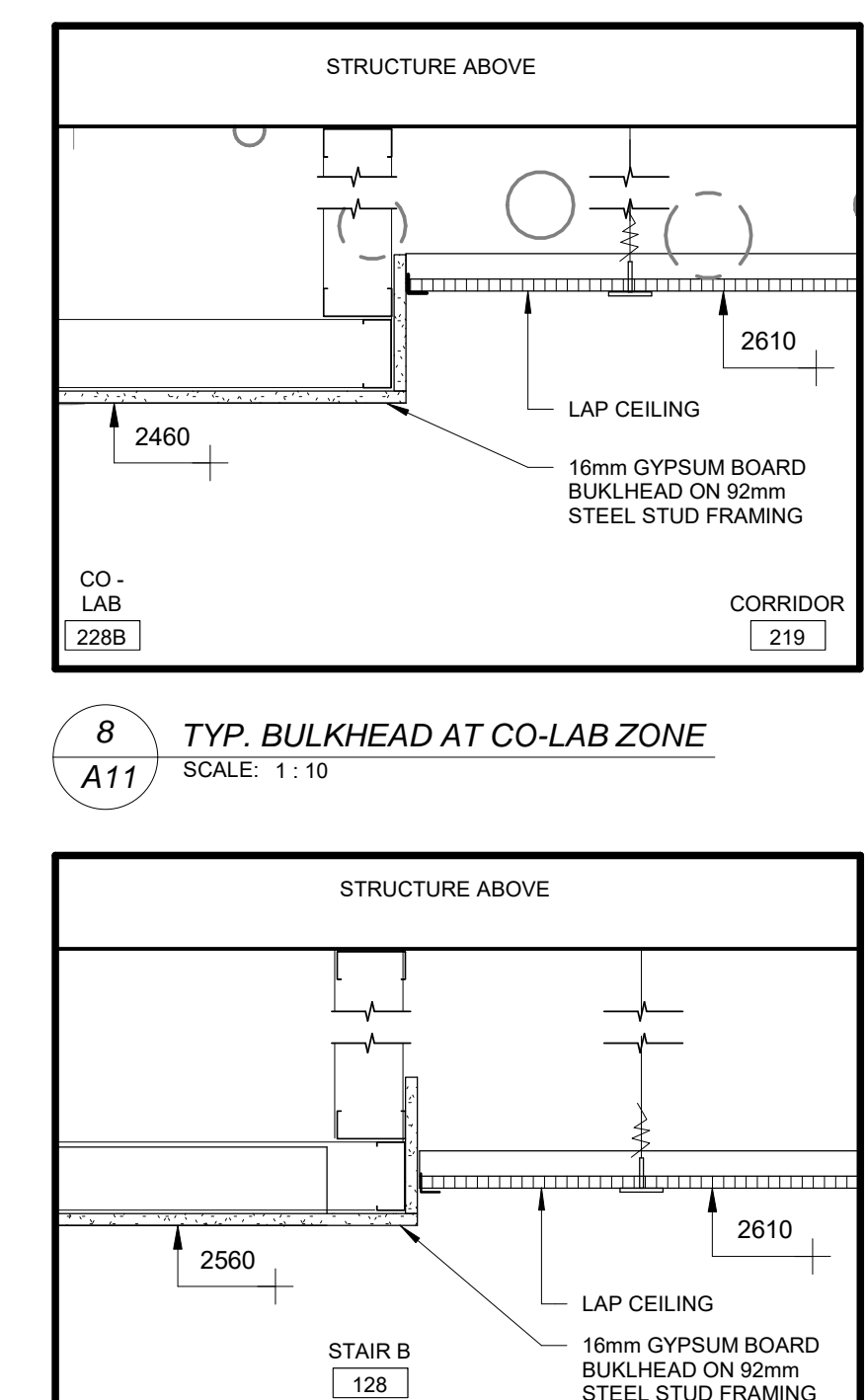
5 SOUTH-NORTH BUILDING SECTION - LIB 2
SCALE: 1:100



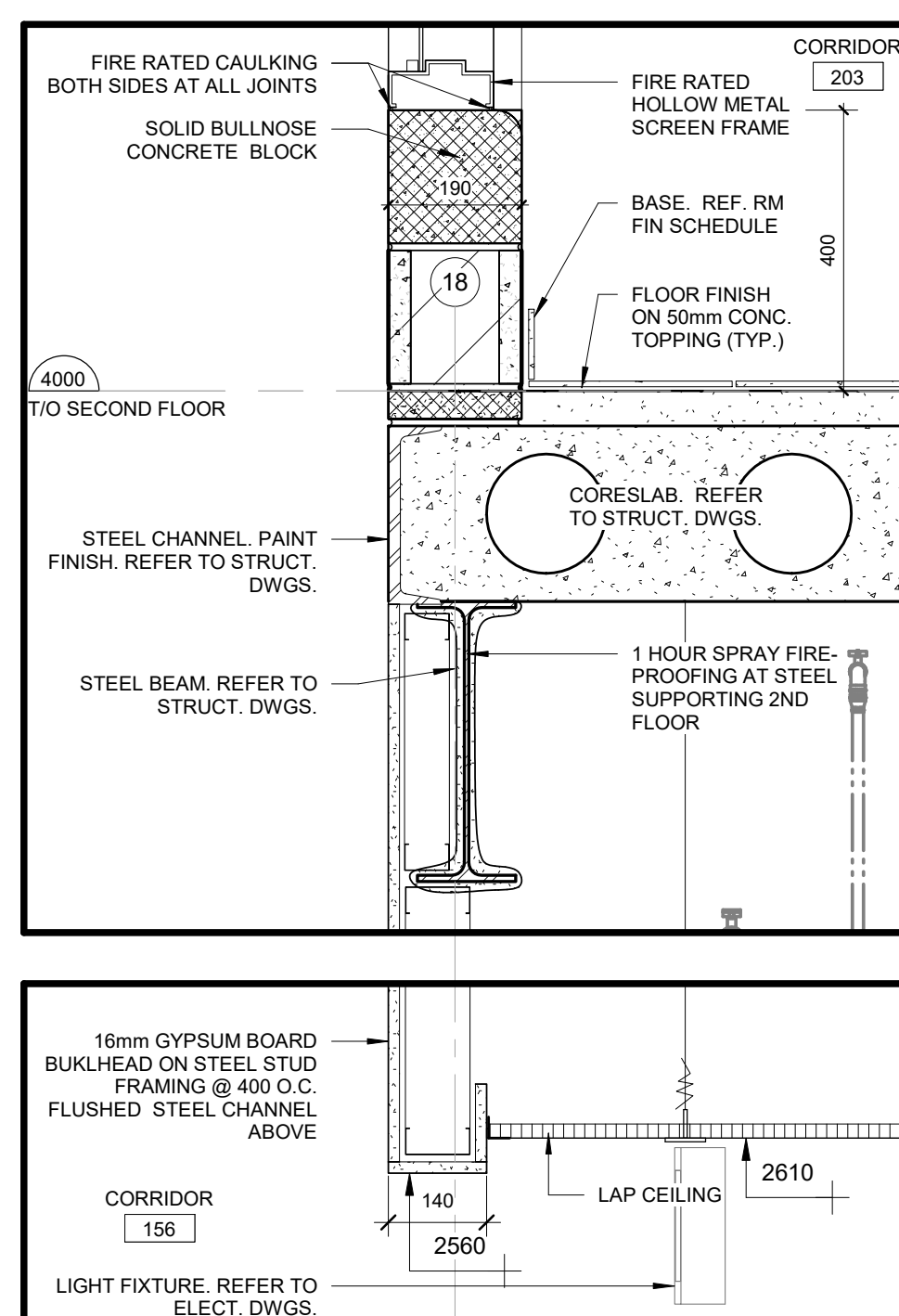
6 TYPICAL SLOPED GYPSUM BULKHEAD
SCALE: 1:10



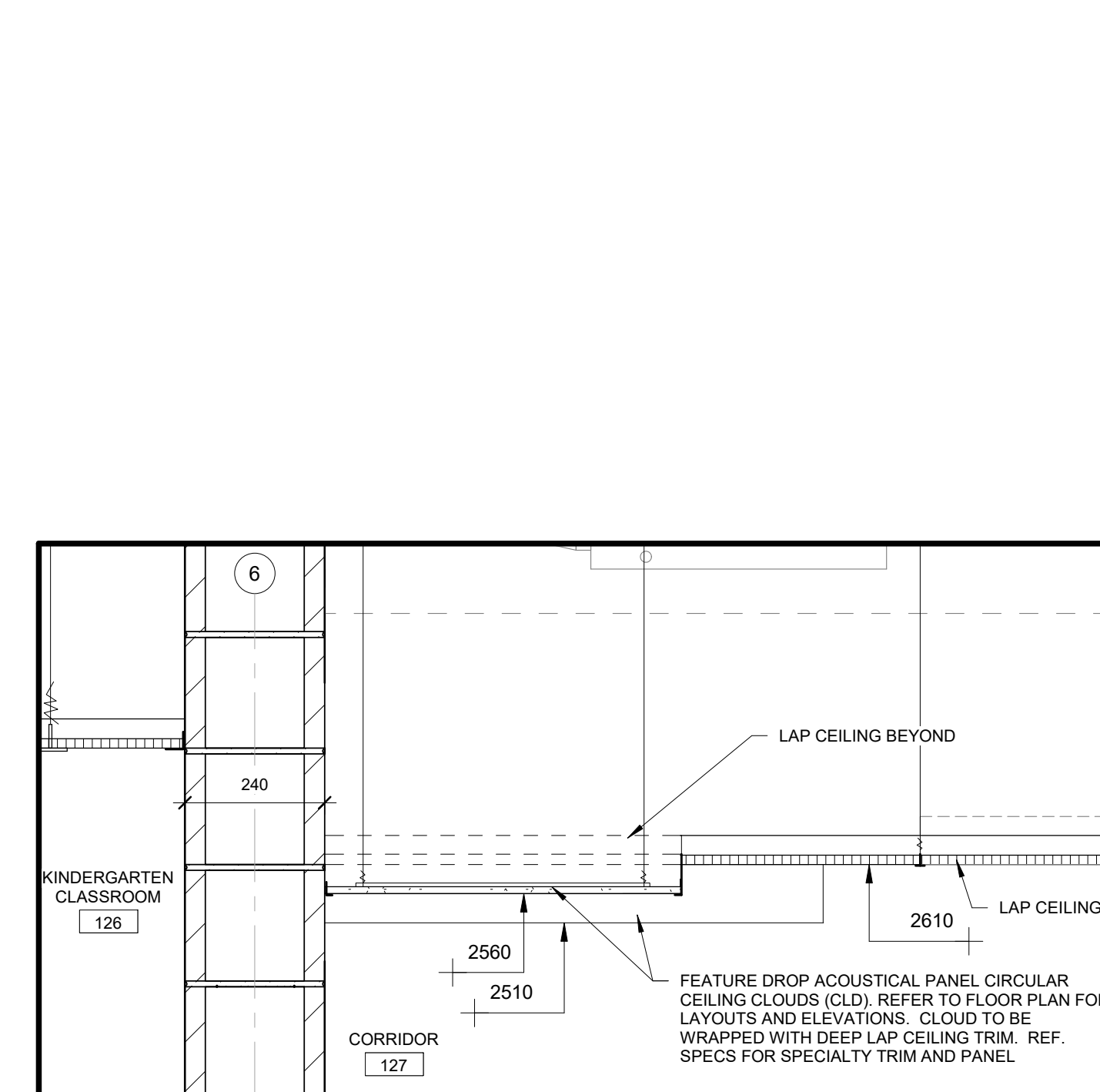
7 TYP. DETAIL AT LAP AND EXPOSED CEILING
SCALE: 1:10




8 TYP. BULKHEAD AT CO-LAB-ZONE
SCALE: 1:10



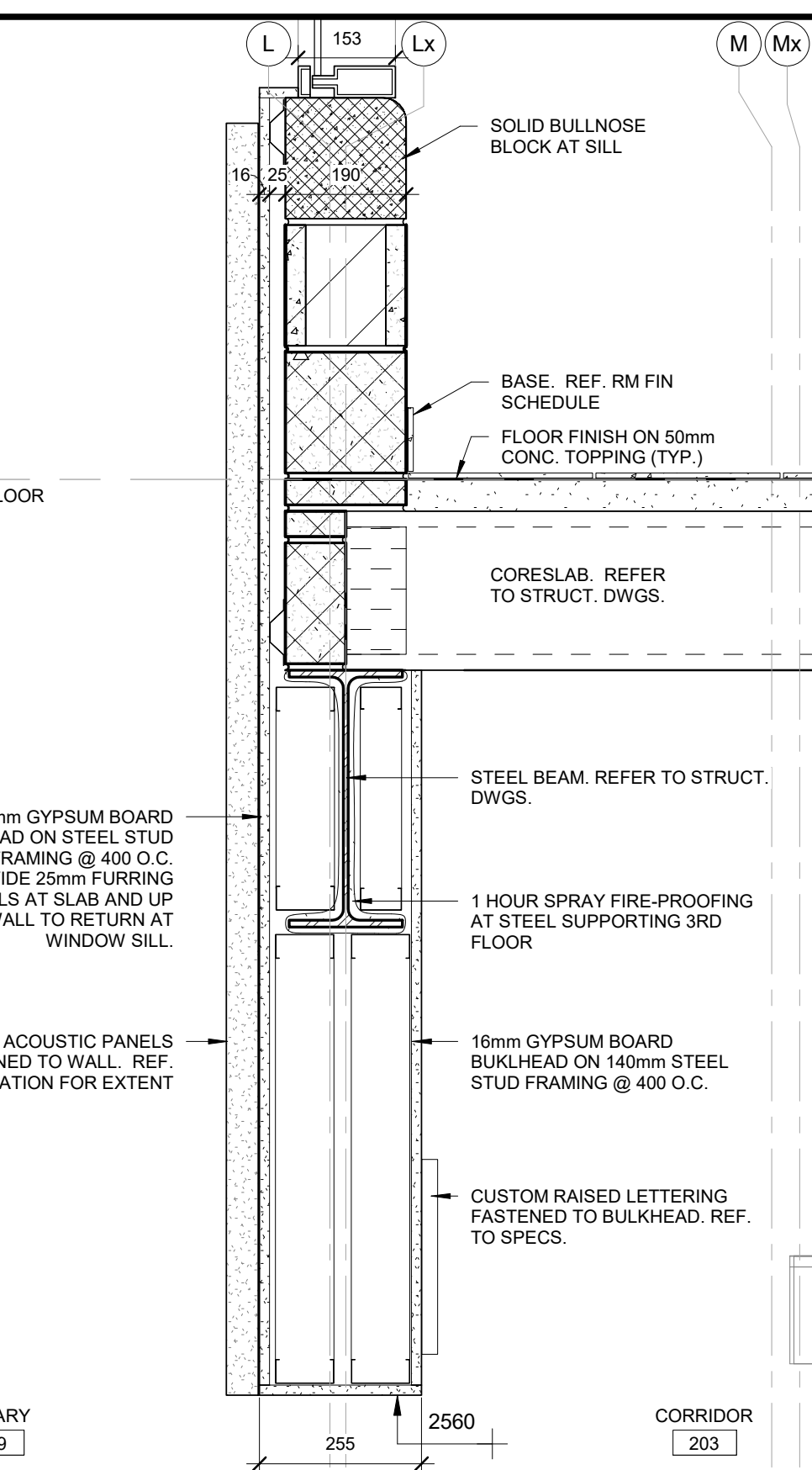
9 TYP. DETAIL AT LAP AND GYP. CEILING
SCALE: 1:10



10 GYP. BULKHEAD AT CORRIDOR 156
SCALE: 1:10



11 FEATURE DROP CEILING AT CORRIDOR 127
SCALE: 1:10



12 BULKHEAD AT LIBRARY
SCALE: 1:10

NO.	REVISIONS	DATE
2	ISSUED FOR TENDER	01.04.23
1	ISSUED FOR BUILDING PERMIT	09.30.22

DRAWINGS ARE NOT TO BE SCALED. CONTRACTOR MUST CHECK AND VERIFY ALL DIMENSIONS AND CONDITIONS ON THE PROJECT, AND MUST REPORT ANY DISCREPANCIES TO THE CONSULTANT BEFORE PROCEEDING WITH THE WORK. THE USE OF THIS DRAWING OR PART THEREOF IS FORBIDDEN WITHOUT THE WRITTEN APPROVAL OF THE CONSULTANT.

ONTARIO ASSOCIATION OF ARCHITECTS
1902
PRISCILLA LADOUCEUR
LICENCE
6003
CERTIFICATE OF PRACTICE #252

SP 1309.001/01
1235 WHEAT BOOM DRIVE
OWASLEE, ON

LEGAL DESCRIPTION:
BLOCK 41 REGISTERED PLAN 2004-1247
TOWN OF OWASLEE, REGION OF HALTON

TENDER NO. 23-007

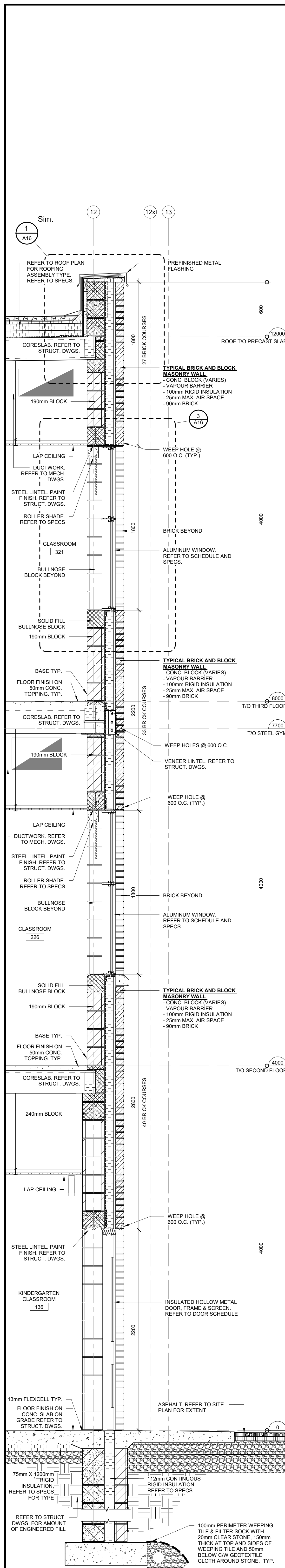
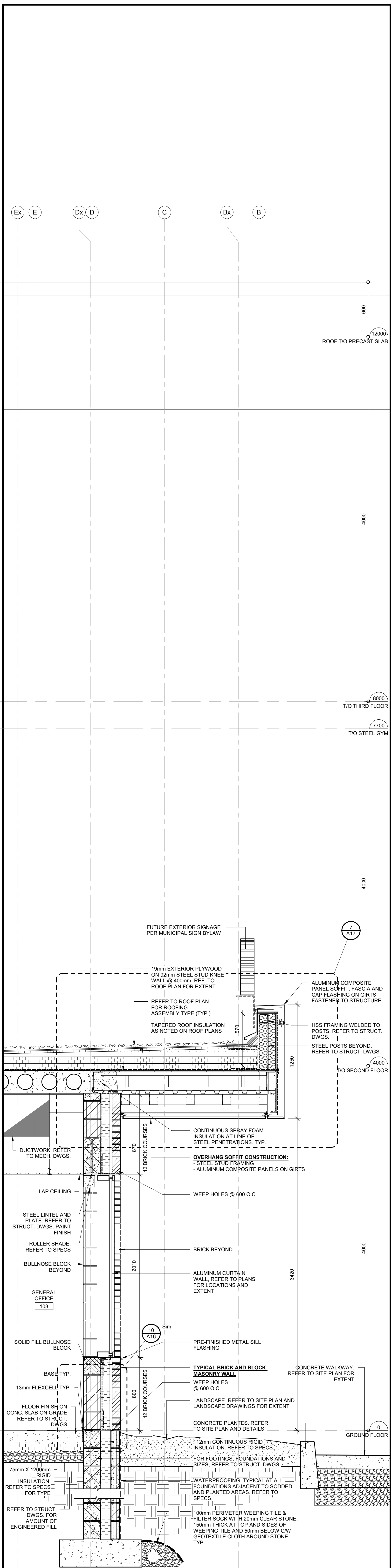
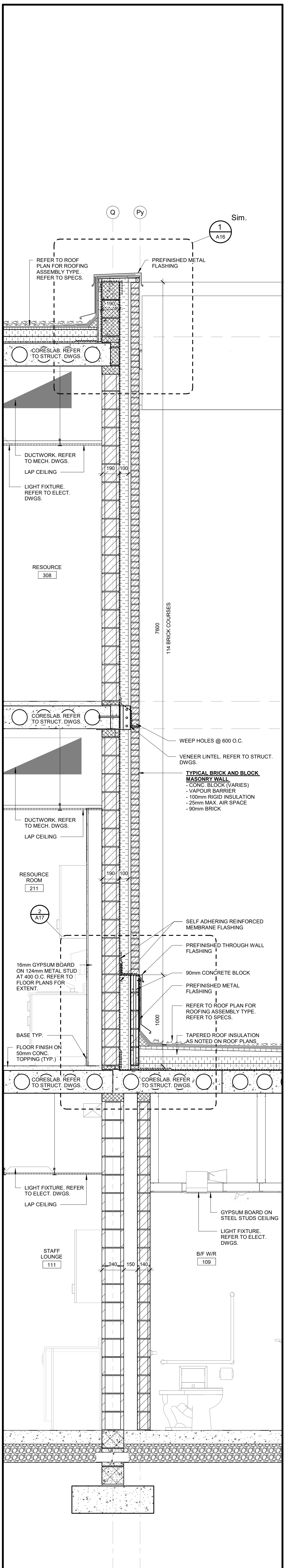
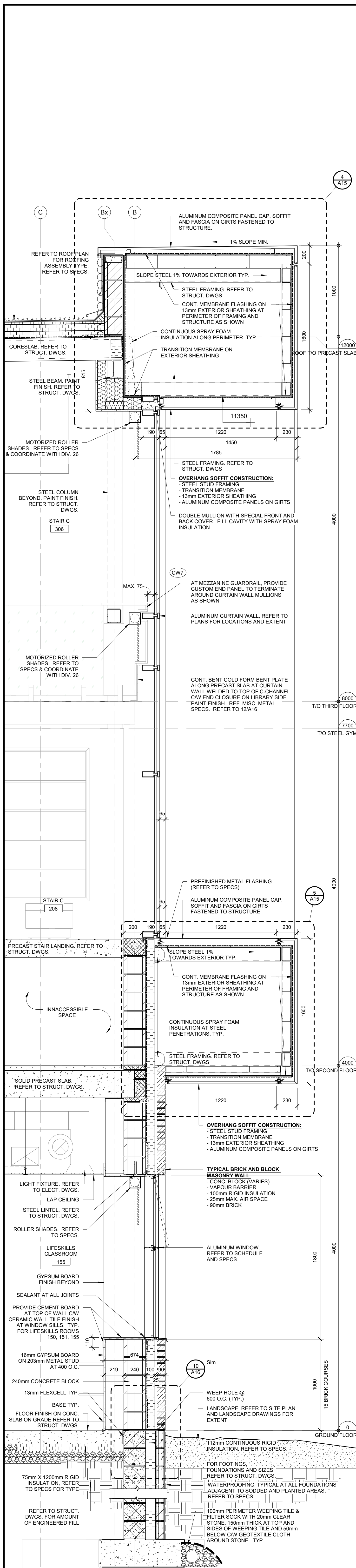
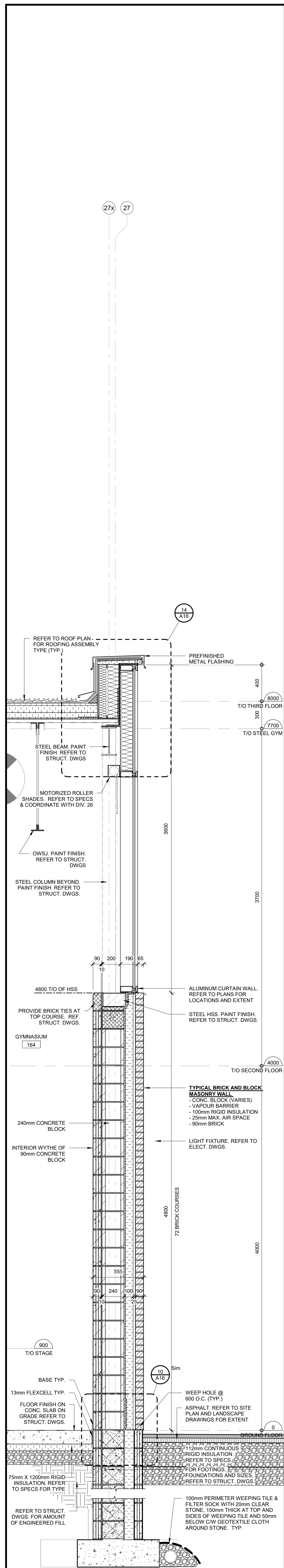
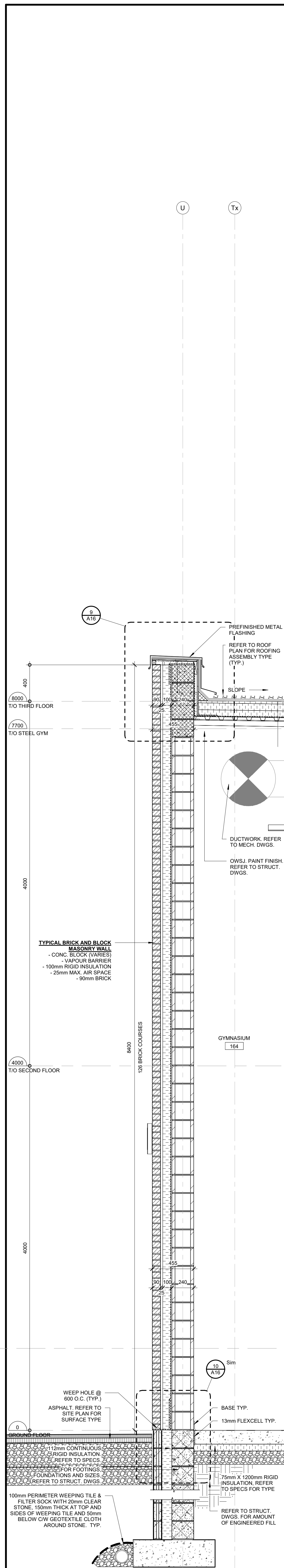
HALTON DISTRICT SCHOOL BOARD
LAW SINGHTON EDUCATION CENTRE
1050 QUEENLINE
BURLINGTON, ON, L7R 5Z7
TEL: (905) 335-3603
FAX: (905) 335-3602

BUILDING SECTIONS

HOSSACK & ASSOCIATES ARCHITECTS

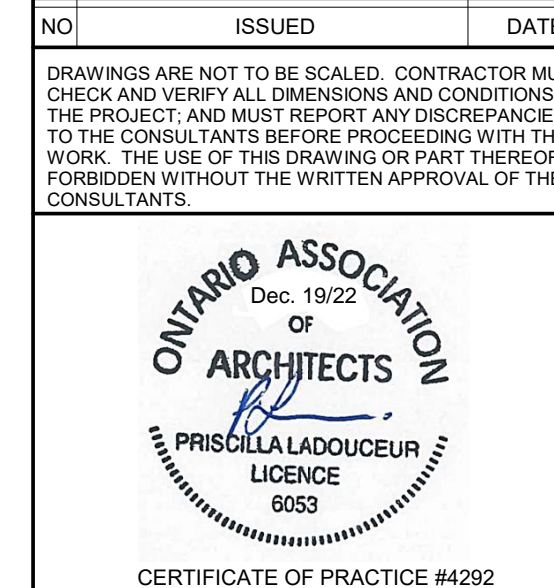
SCALE: As Indicated
PROJECT: 22104
DATE: JANUARY 2023
DRAWN: CC/GB
CHECKED: PL
DRAWING: A11

PRINT DATE: 2023-12-21 2:14:20 PM
REVIT FILE: T:\2015\1510\02\Rev\HALTON10.DWG



GENERAL NOTES:
CONTRACTOR TO COORDINATE TRADES TO PROTECT AND MAINTAIN WATER TIGHTNESS OF ROOF AND WALLS

NO.	REVISIONS	DATE
1	ISSUED FOR BIDDING PERMIT	09.30.22
2	ISSUED FOR TENDER	01.04.23



SP 1309.001/01

LEGAL DESCRIPTION:
BLOCK 41 REGISTERED PLAN 2004-1247
TOWN OF OAKVILLE, REGION OF HALTON

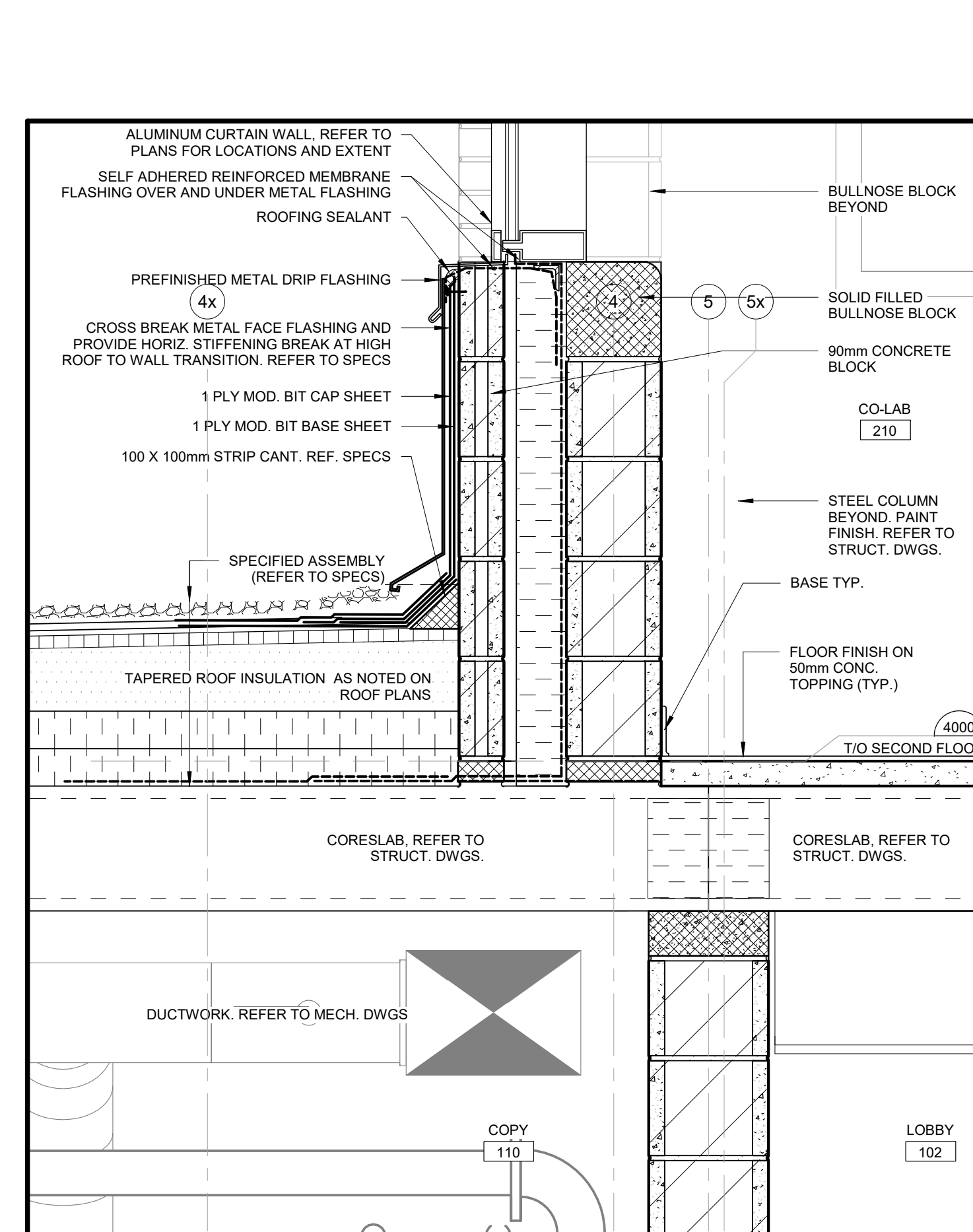
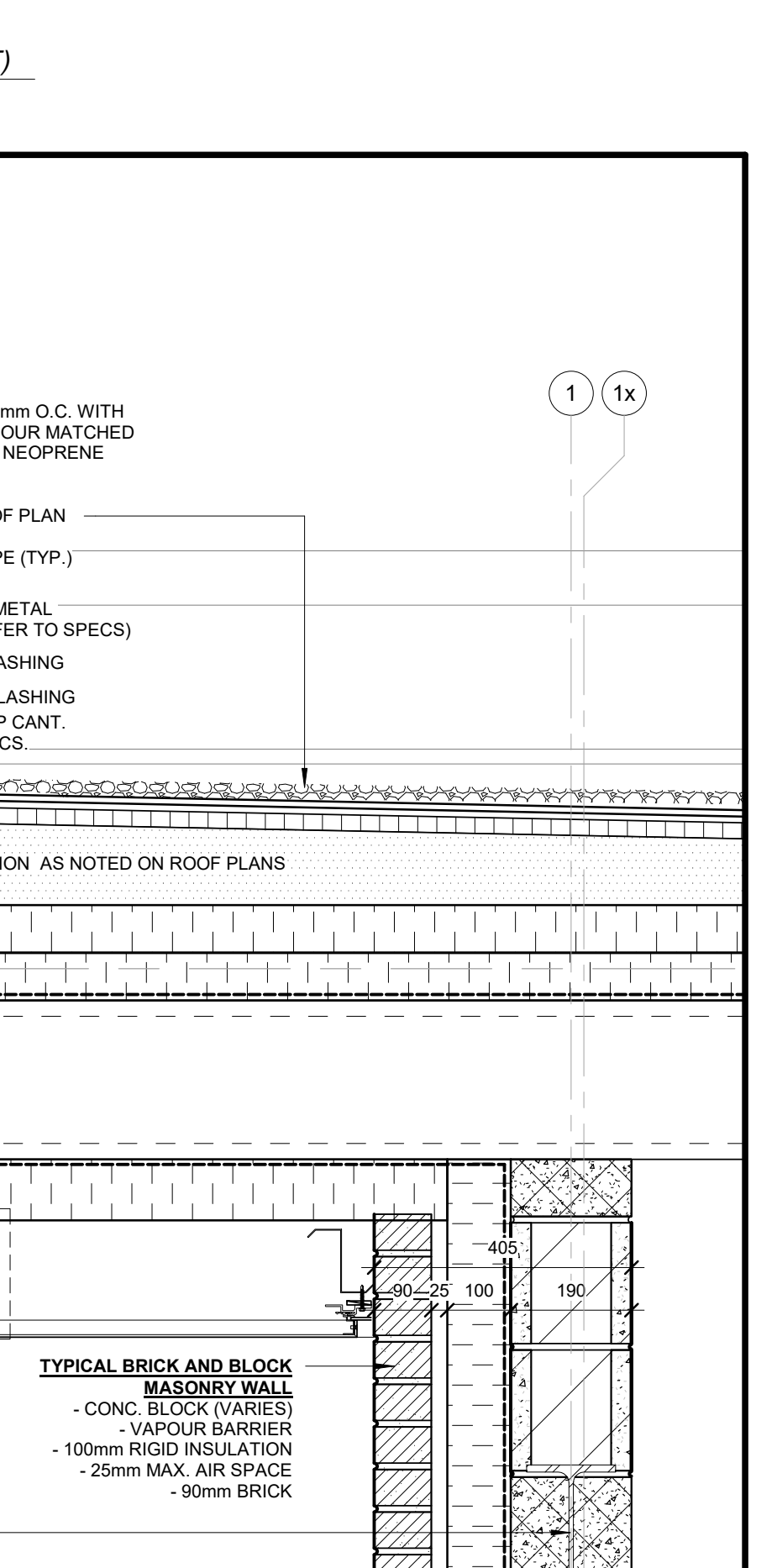
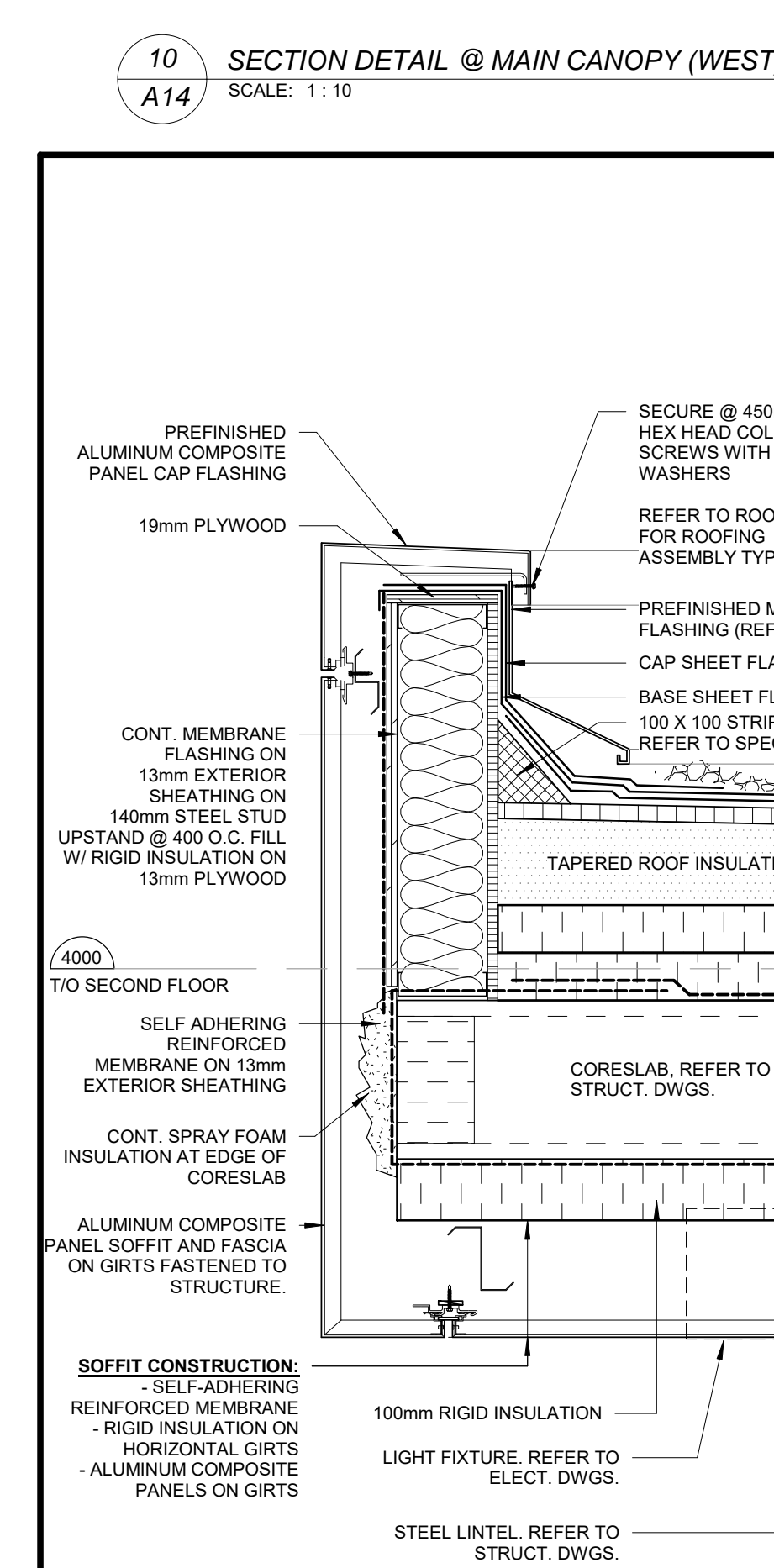
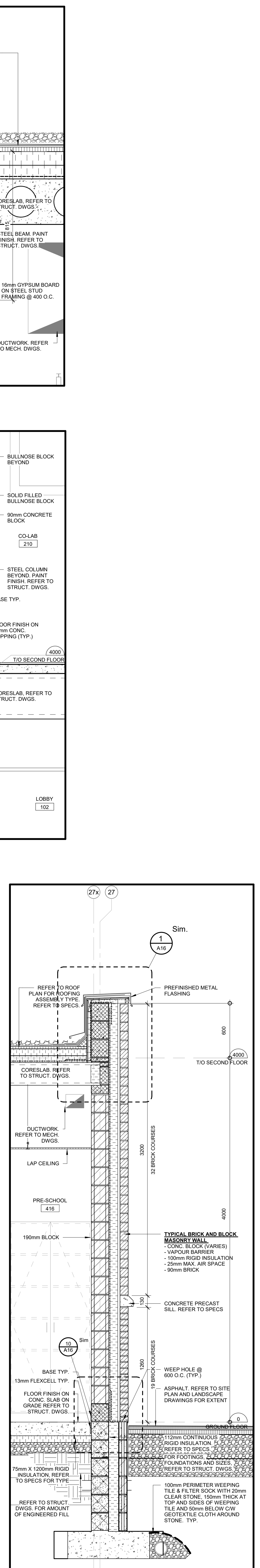
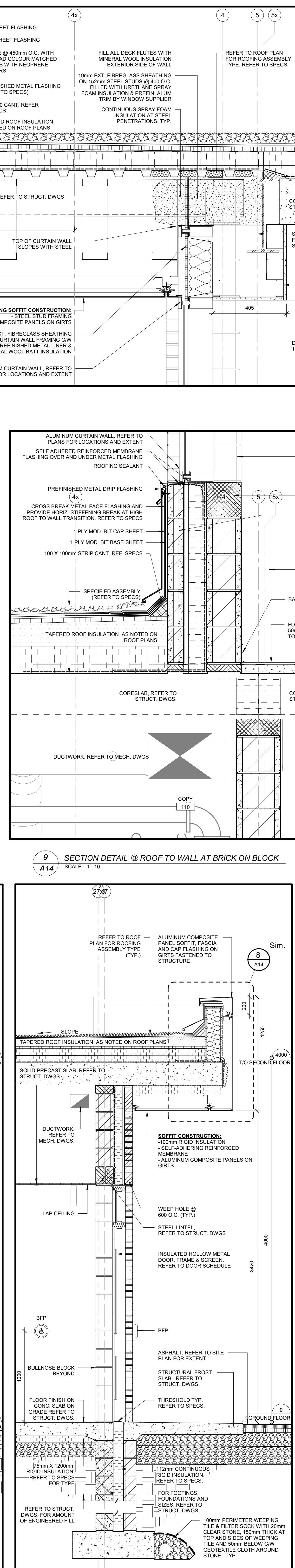
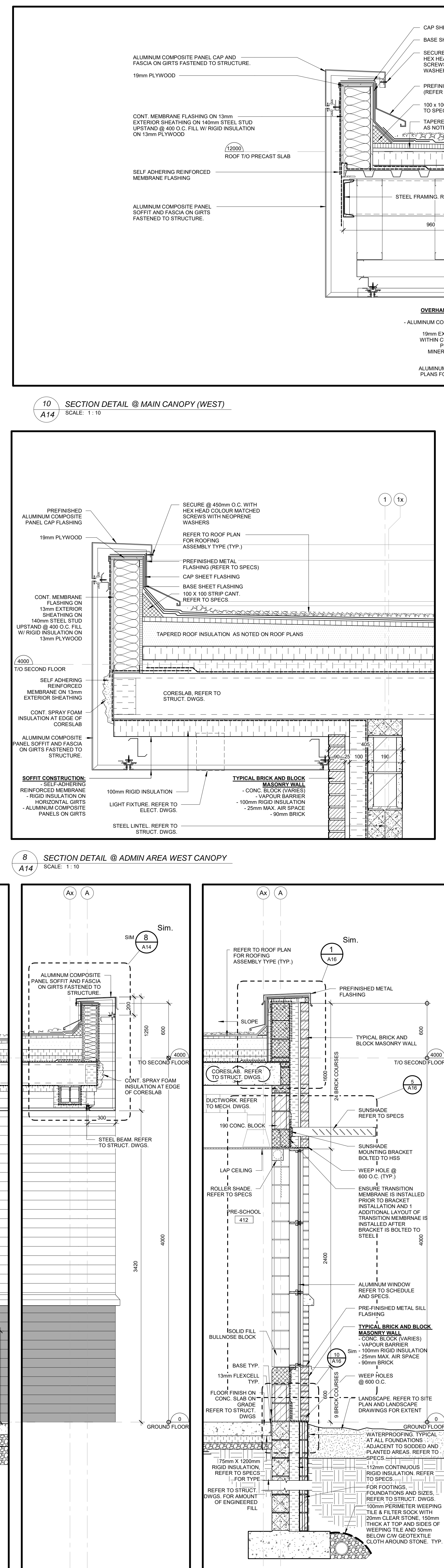
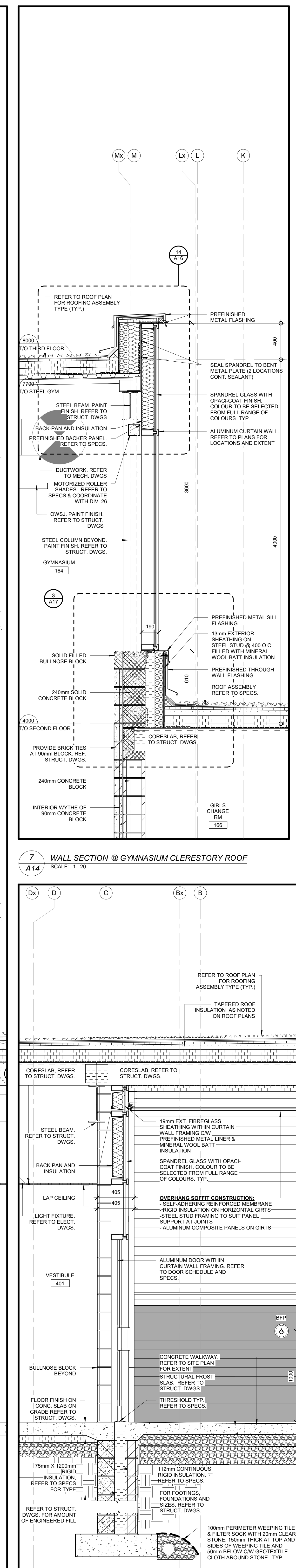
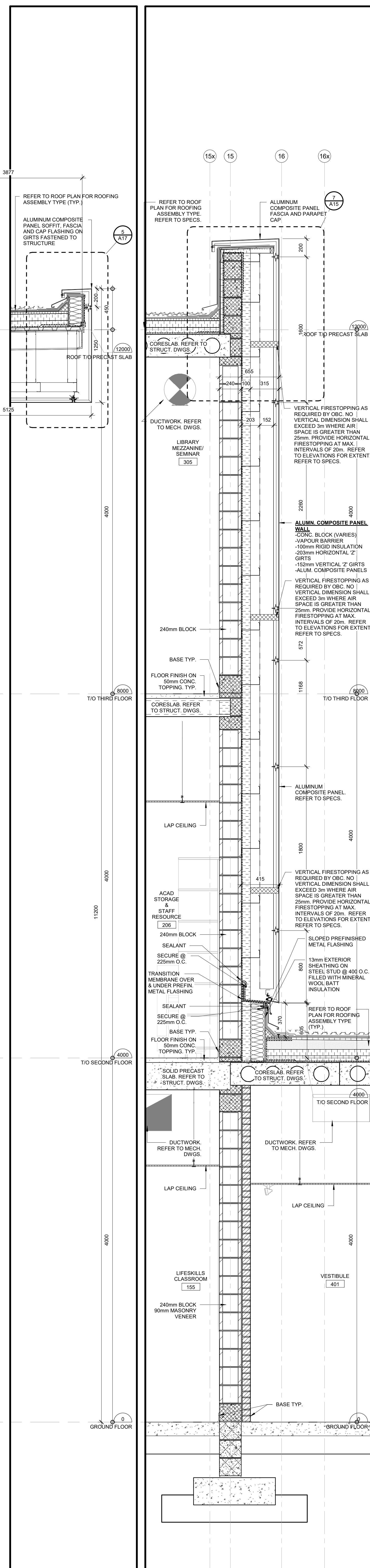
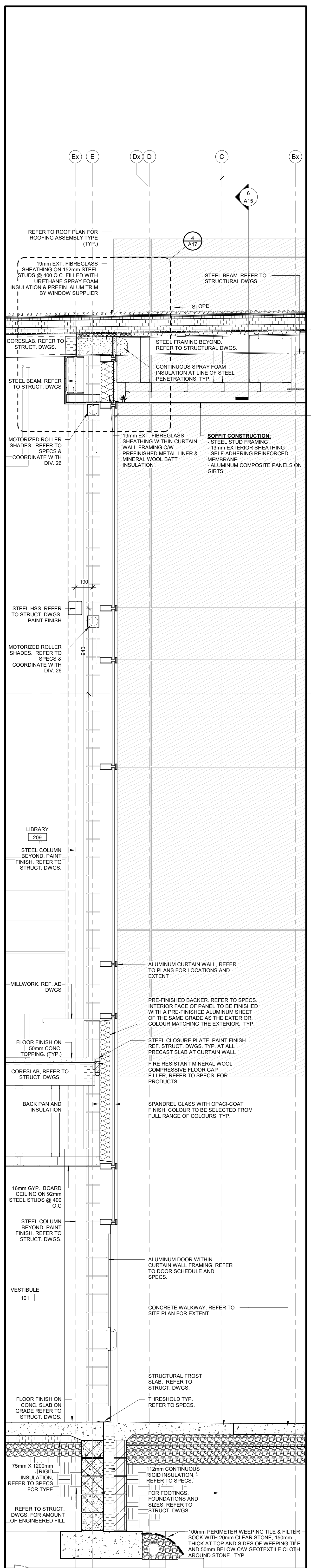
TENDER NO. 23-007

HALTON DISTRICT SCHOOL BOARD
1100 KINGSTON ROAD
BURLINGTON, ON. L7R 4C2
TEL: (905) 335-3603
FAX: (905) 335-3602

WALL SECTIONS & DETAILS

HOSSACK & ASSOCIATES ARCHITECTS

SCALE: 1:20
PROJECT: 22104
DATE: JANUARY 2023
DRAWN: CCG/B
CHECKED: PL
DRAWING: A13
PRINT DATE: 2023-12-21 2:14:30 PM
REVIT FILE: T:\2023\15102\2023\Rev\HALTON10.rvt



GENERAL NOTES:
CONTRACTOR TO COORDINATE TRADES TO PROTECT AND MAINTAIN WATER TIGHTNESS OF ROOF AND WALLS

NO.	REVISIONS	DATE
2	ISSUED FOR TENDER	01.04.23
1	ISSUED FOR BUILDING PERMIT	08.30.22
NO.	ISSUED	DATE

DRAWINGS ARE NOT TO BE SCALED. CONTRACTOR MUST CHECK AND VERIFY ALL DIMENSIONS AND CONDITIONS ON THE PROJECT, AND MUST REPORT ANY DISCREPANCIES TO THE CONSULTANT BEFORE PROCEEDING WITH THE WORK. THE USE OF THIS DRAWING OR PART THEREOF IS FORBIDDEN WITHOUT THE WRITTEN APPROVAL OF THE CONSULTANT.

ONTARIO ASSOCIATION OF ARCHITECTS
PREFRANCOUVOUR
LICENCE 6000
CERTIFICATE OF PRACTICE #4292

1235 WHEAT BOOM DRIVE
OWASVILLE, ON

SP 1309.001/01

LEGAL DESCRIPTION:
BLOCK 41 REGISTERED PLAN 20M-1247
TOWN OF OWASVILLE, REGION OF HALTON

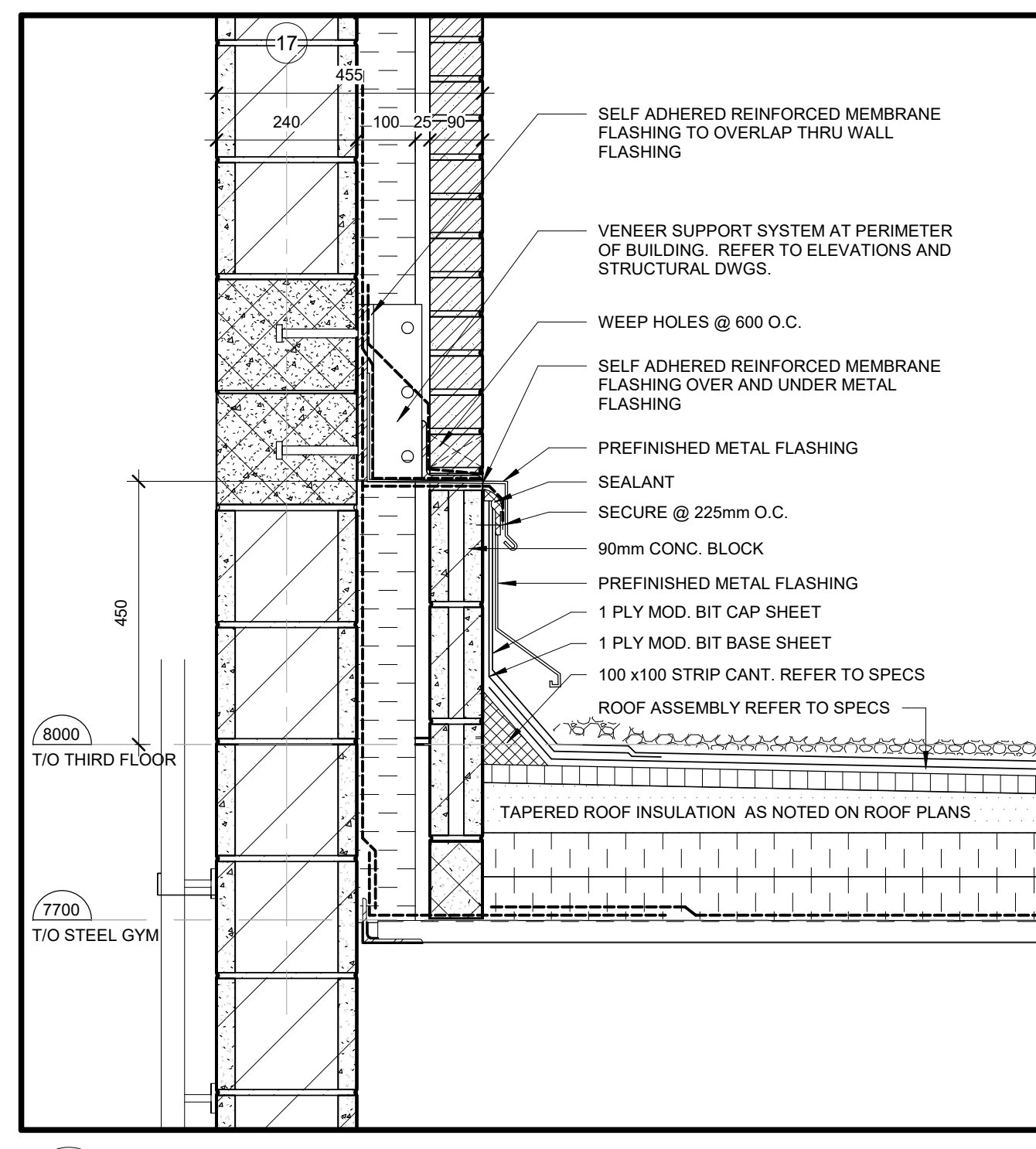
TENDER NO. 23-007

HALTON DISTRICT SCHOOL BOARD
1110 KINGSTON EDUCATION CENTRE
1050 QUEEN ST. E.
BURLINGTON, ON, L7R 2Z2
TEL: (905) 335-9603
FAX: (905) 335-9620

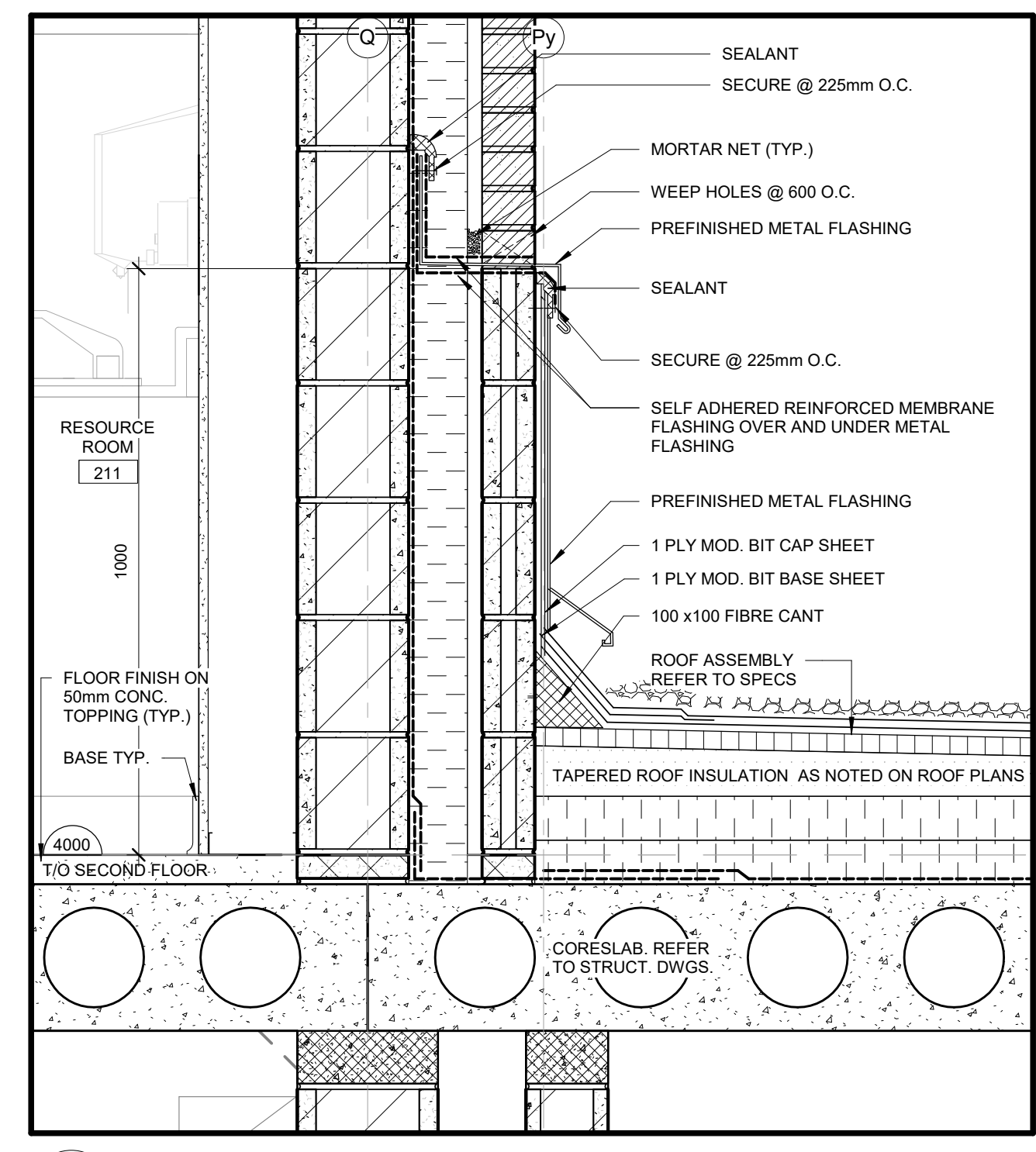
WALL SECTIONS & DETAILS

HOSSACK & ASSOCIATES ARCHITECTS

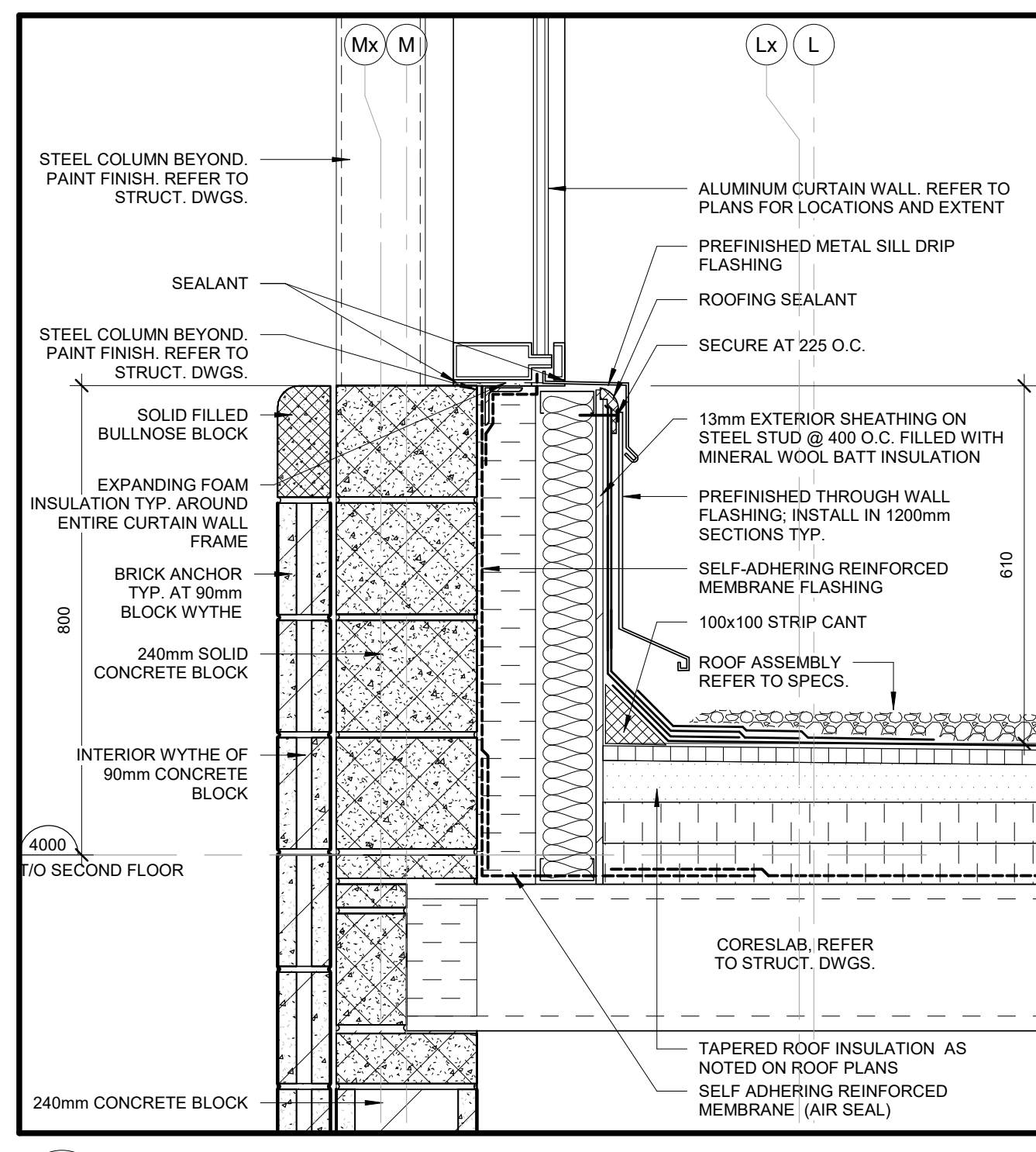
SCALE: As Indicated
PROJECT: 22104
DATE: JANUARY 2023
DRAWN: CCG/B
CHECKED: PL
PRINT DATE: 2023-12-21 14:39 PM
REVIT FILE: I:\2023\15102\2023R\WALL\TON101



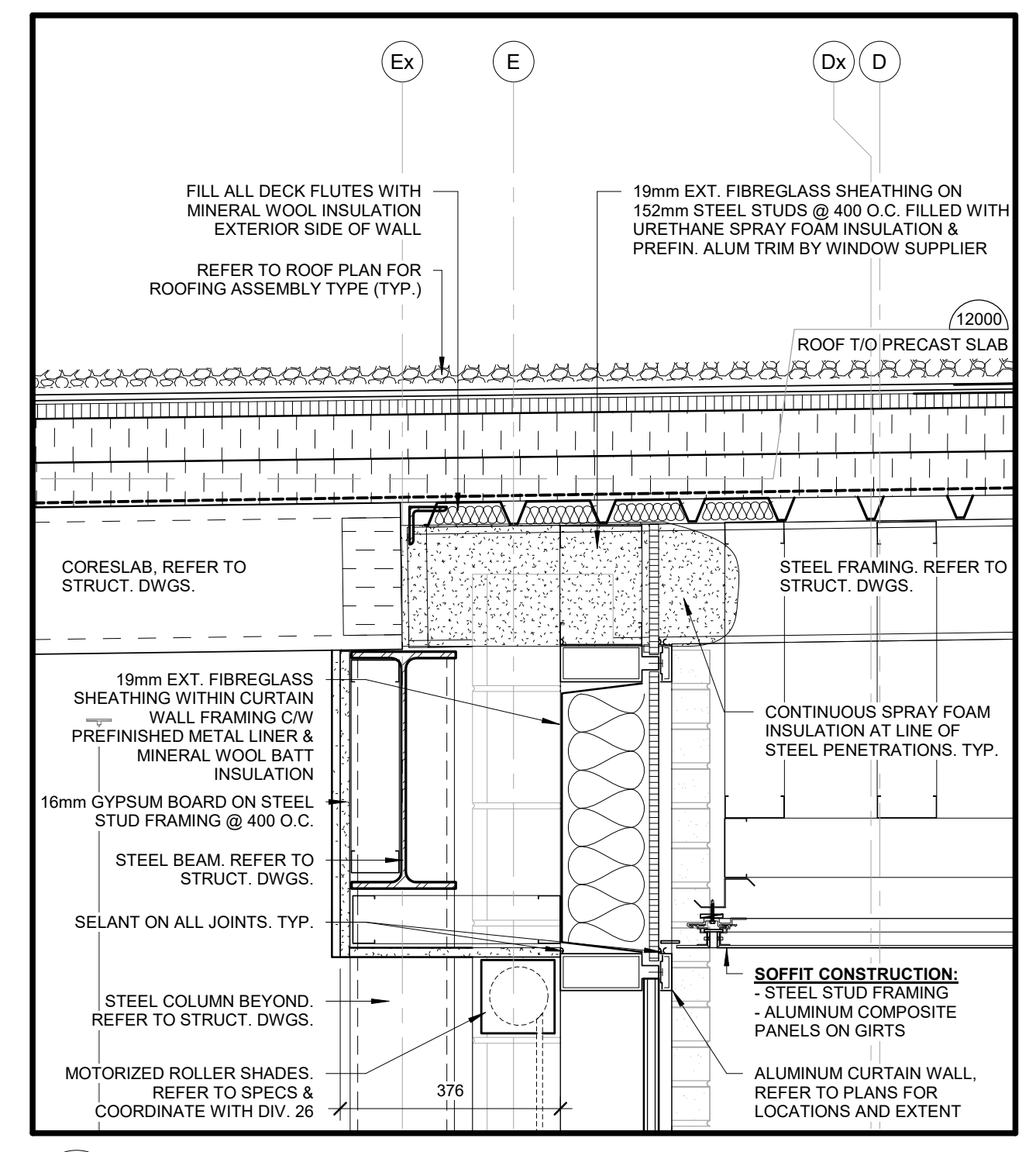
1 SECTION DETAIL @ MASONRY VENEER WALL & STEEL DECK ROOF
SCALE: 1:10



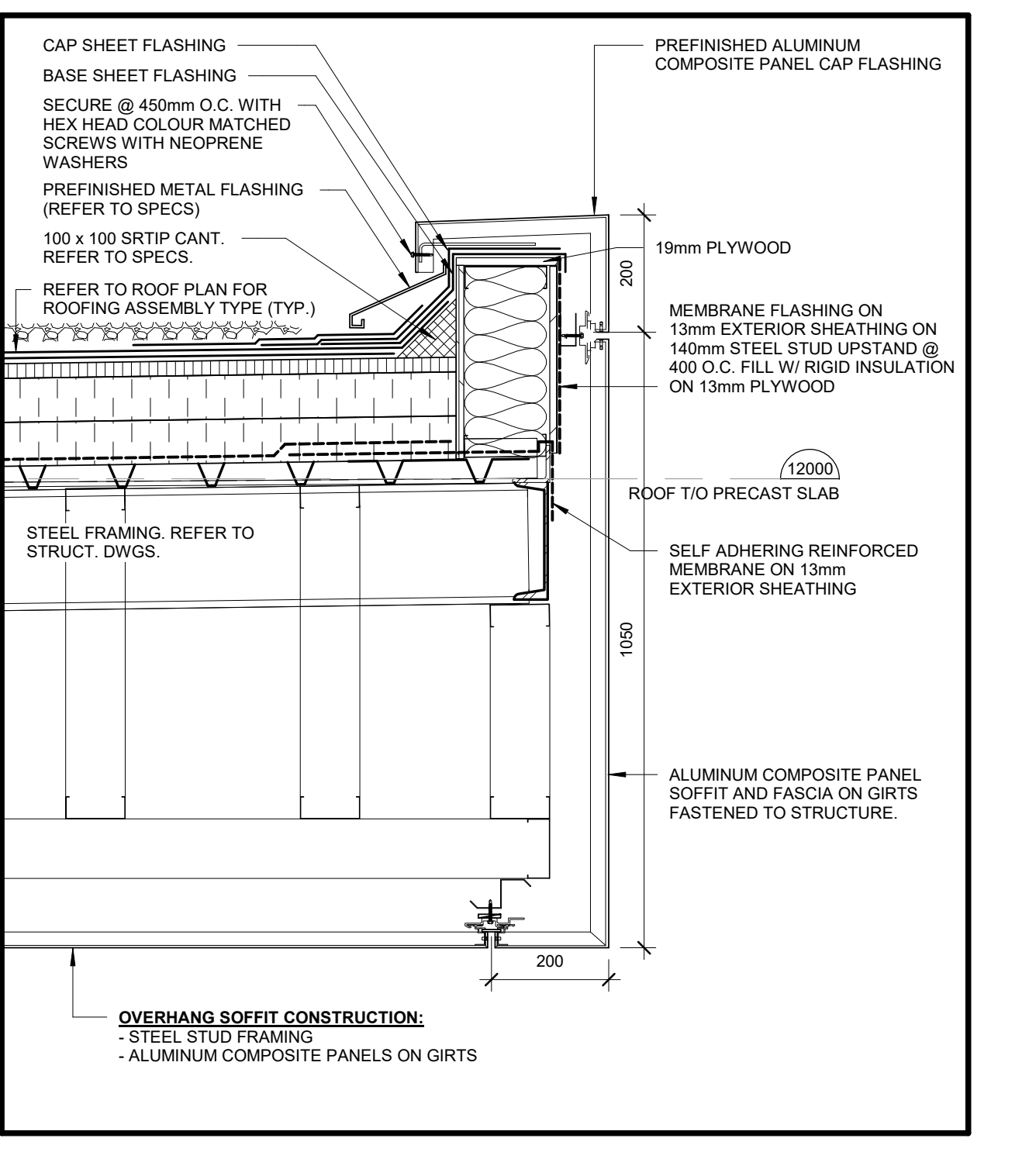
2 SECTION DETAIL @ MASONRY VENEER WALL & ROOF CONNECTION
SCALE: 1:10



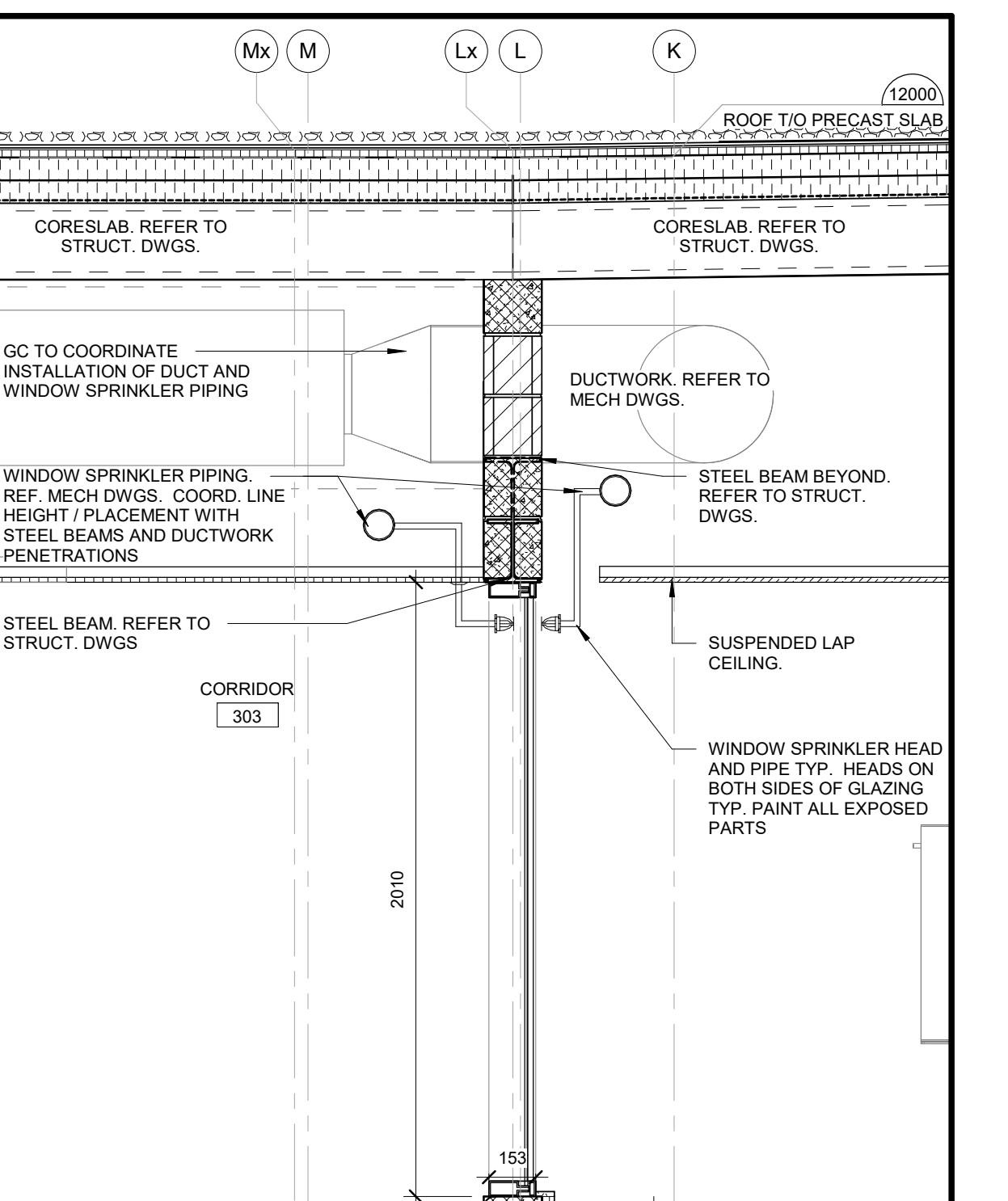
3 SECTION DETAIL @ GYMNASIUM CLERESTORY WINDOW AND LOWER ROOF
SCALE: 1:10



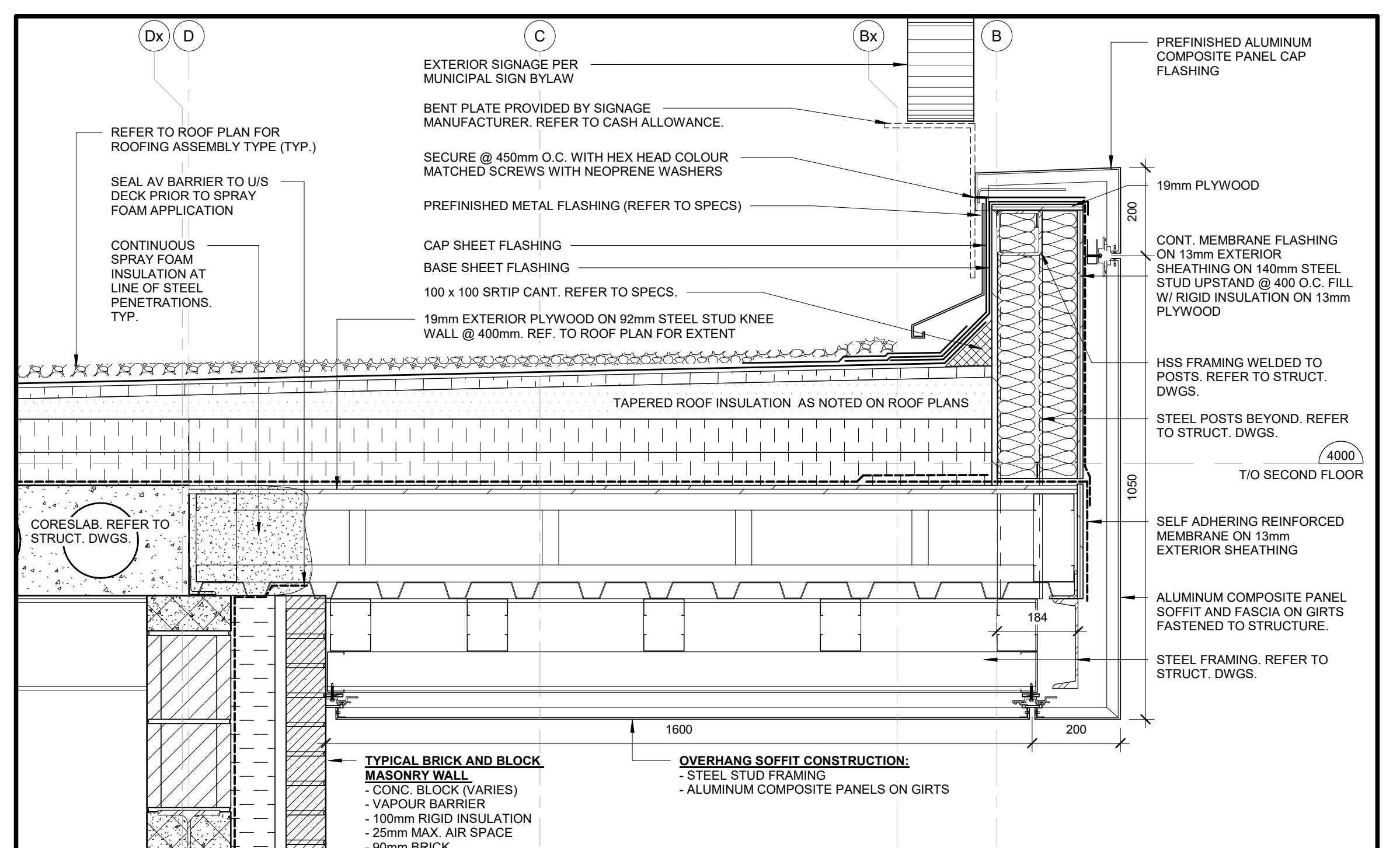
4 SECTION DETAIL @ ROOF CONNECTION AT MAIN CANOPY
SCALE: 1:10



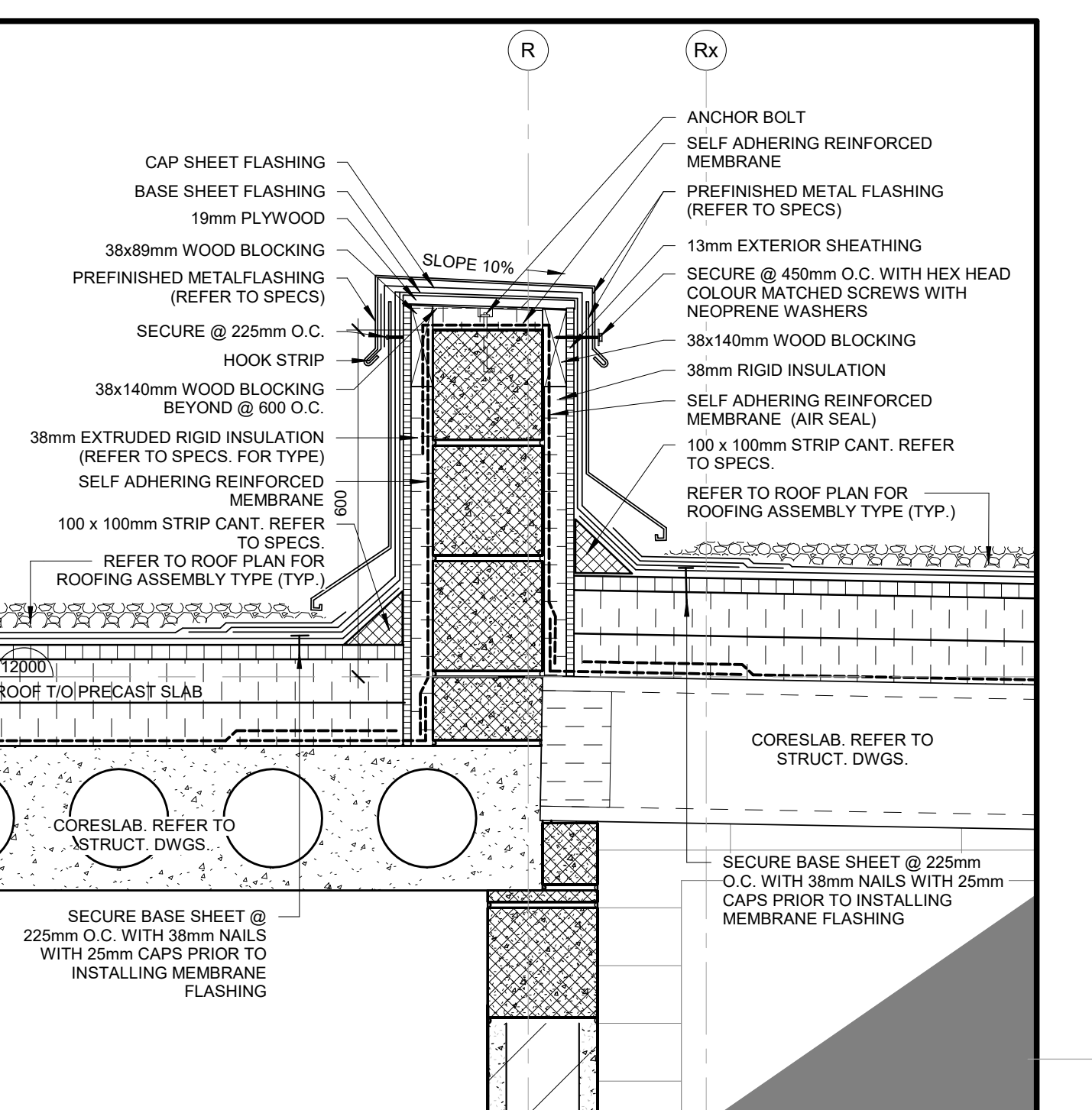
5 SECTION DETAIL @ MAIN CANOPY (NORTH)
SCALE: 1:10



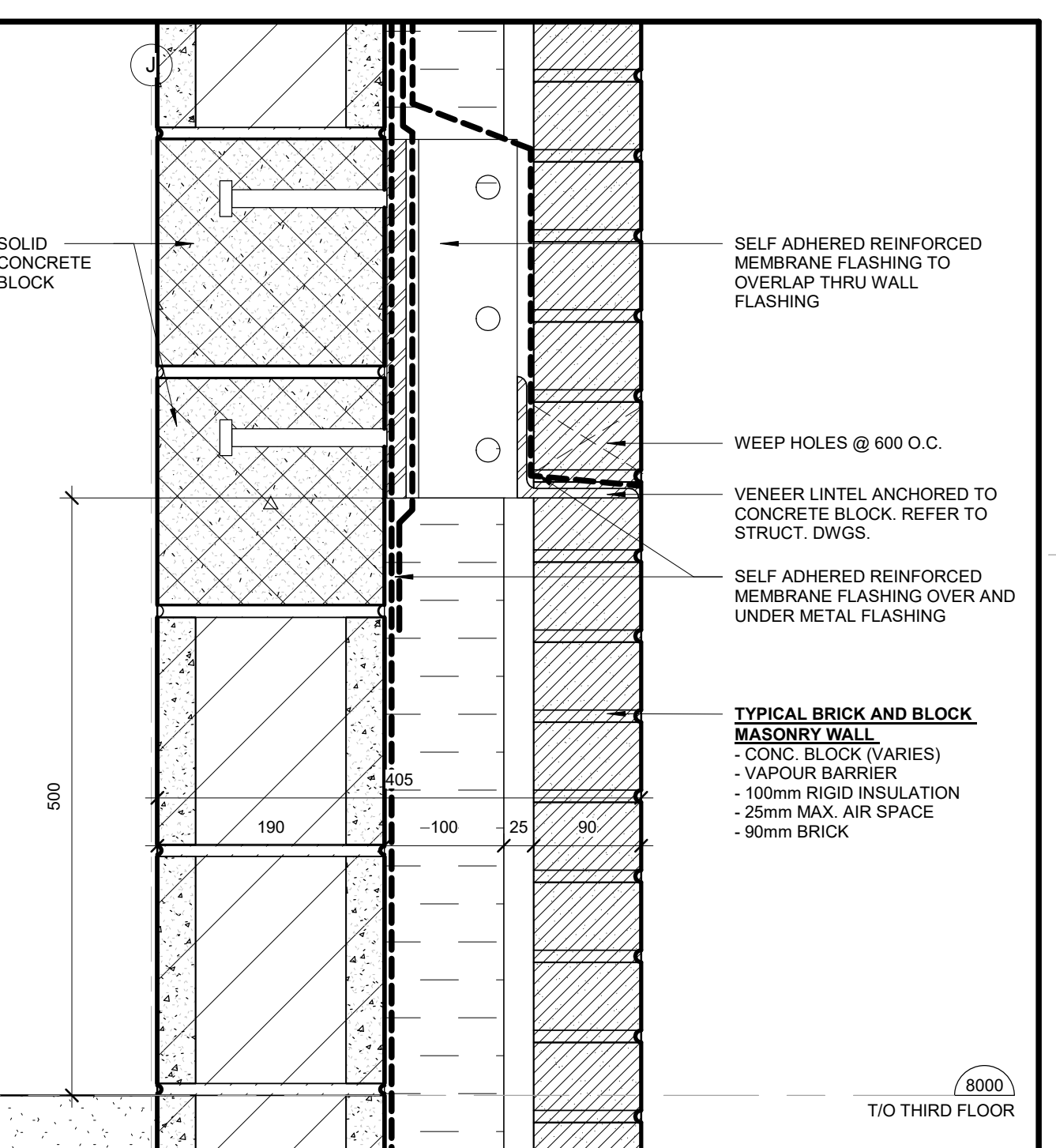
6 WALL SECTION @ CORRIDOR 303
SCALE: 1:20



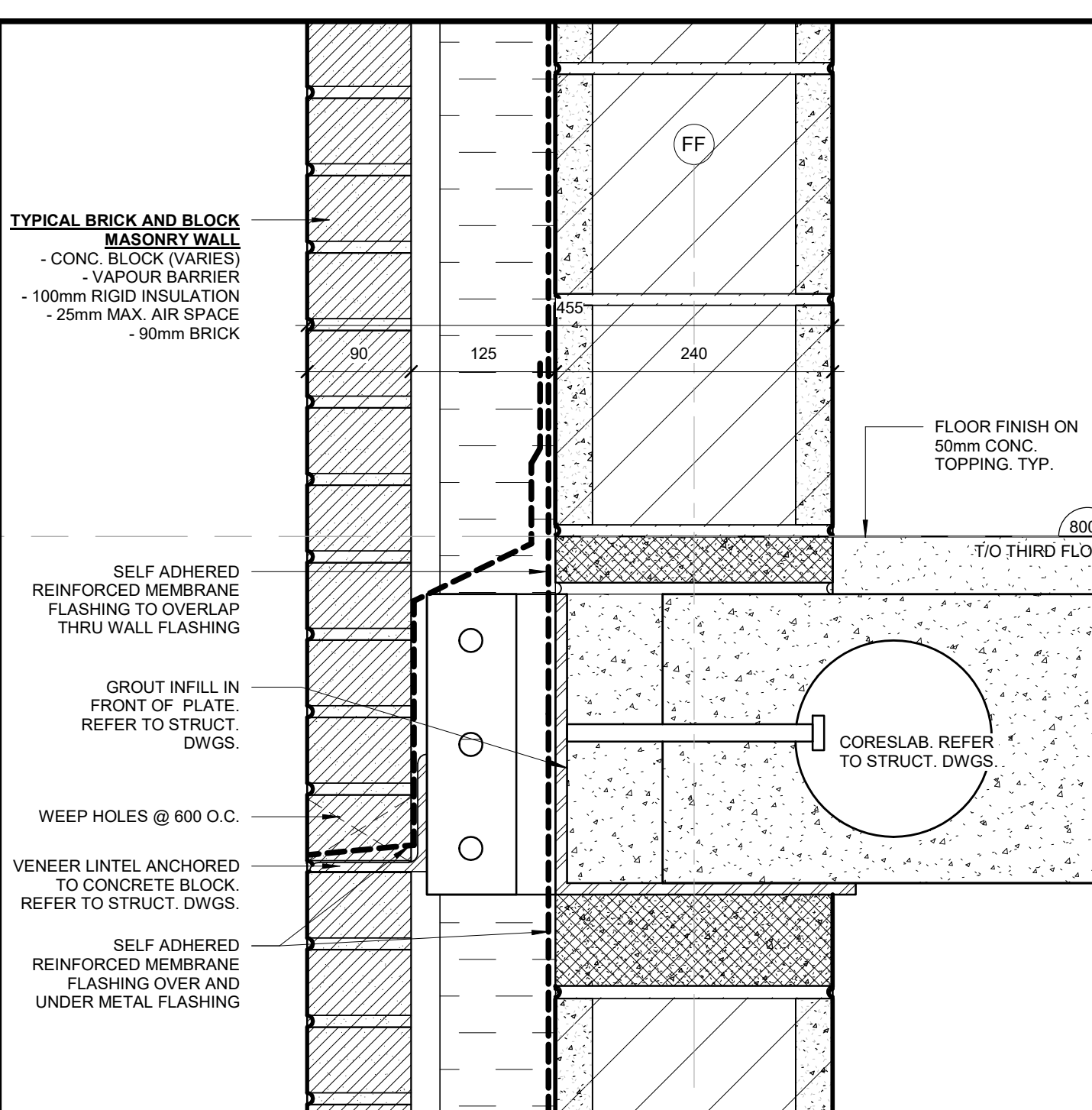
7 SECTION DETAIL @ ADMIN AREA THRU NORTH CANOPY
SCALE: 1:10



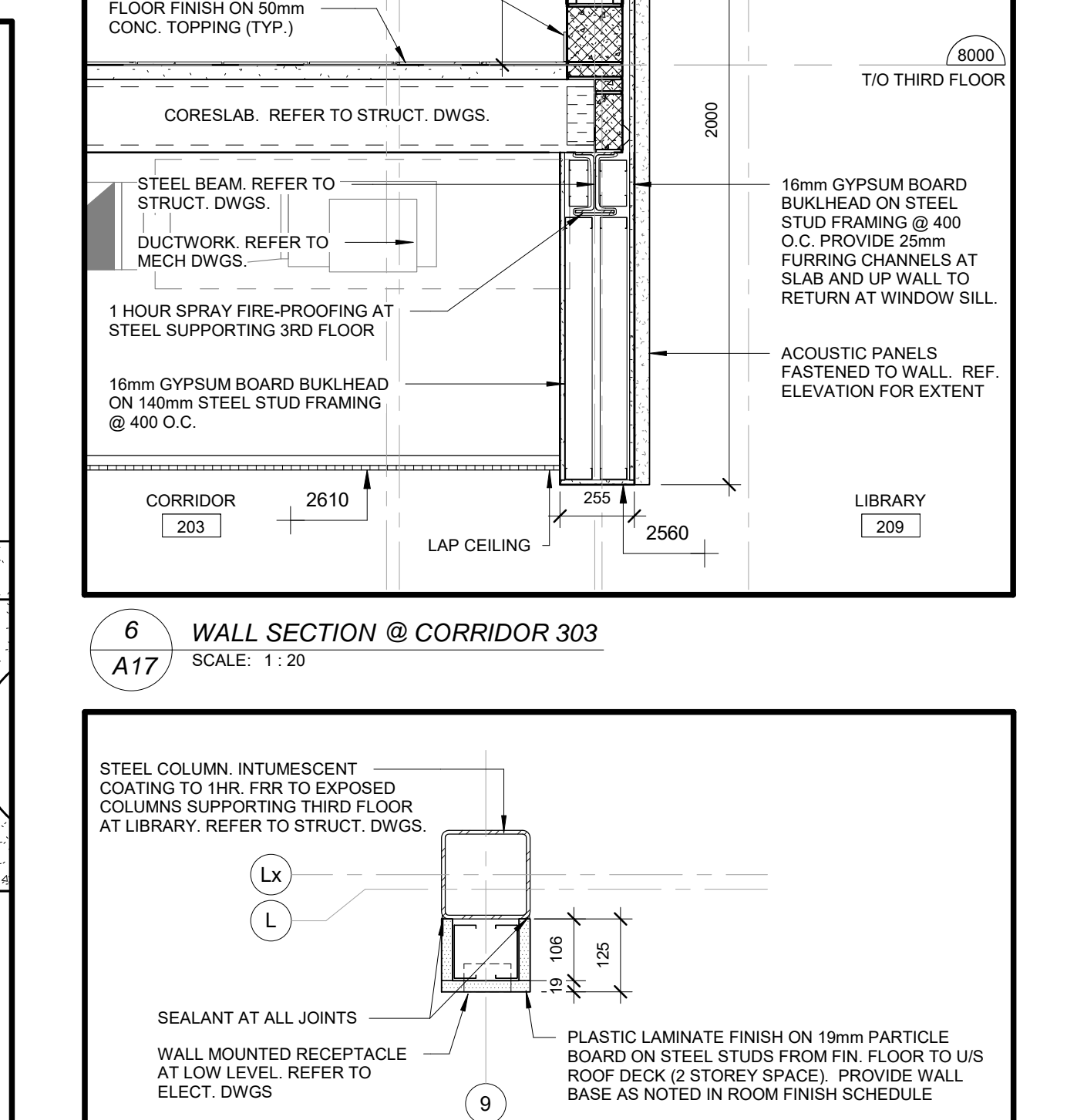
8 SECTION DETAIL @ ROOF CURB
SCALE: 1:10



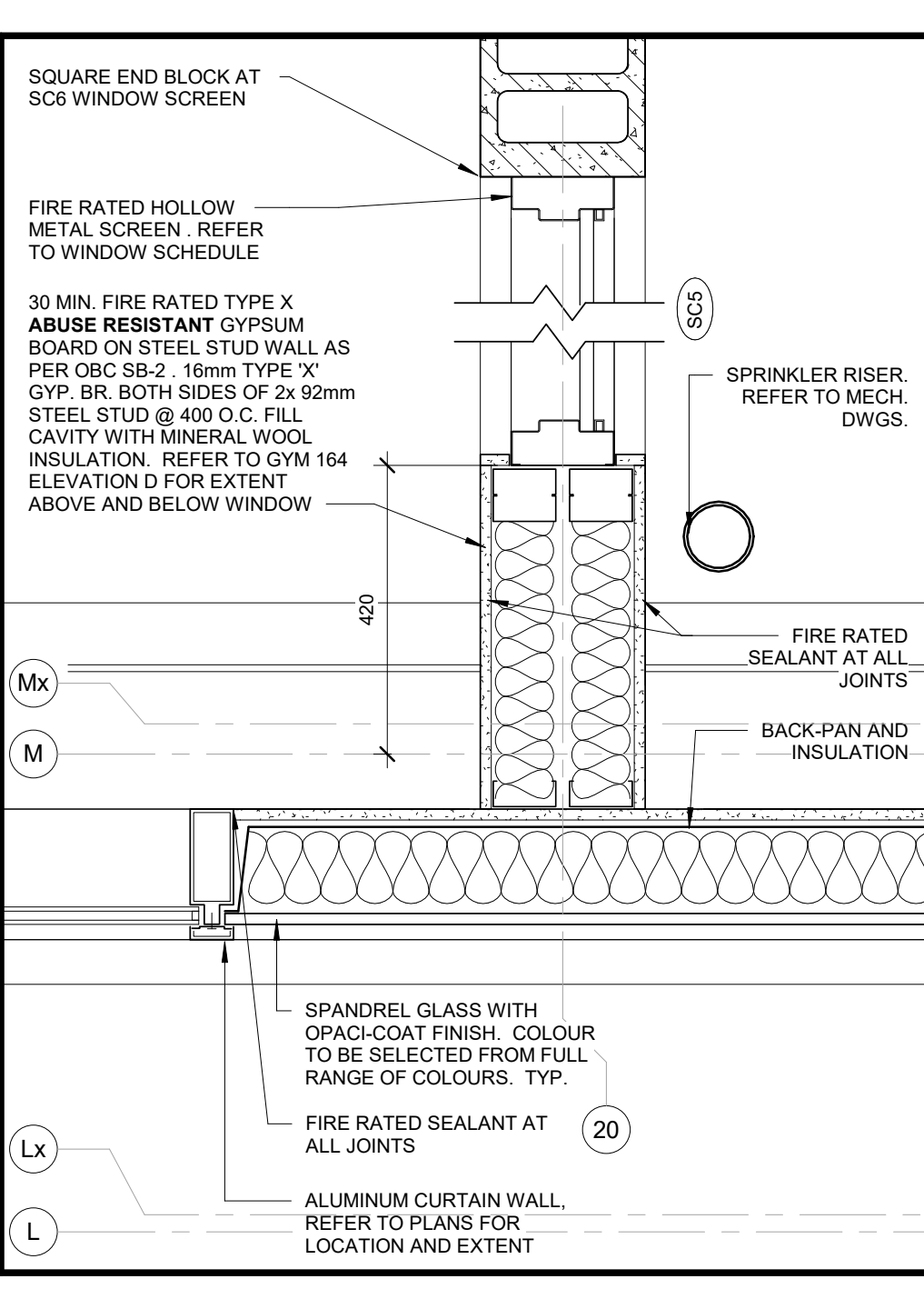
9 SECTION DETAIL @ BRICK SUPPORT AT BLOCK WALL
SCALE: 1:5



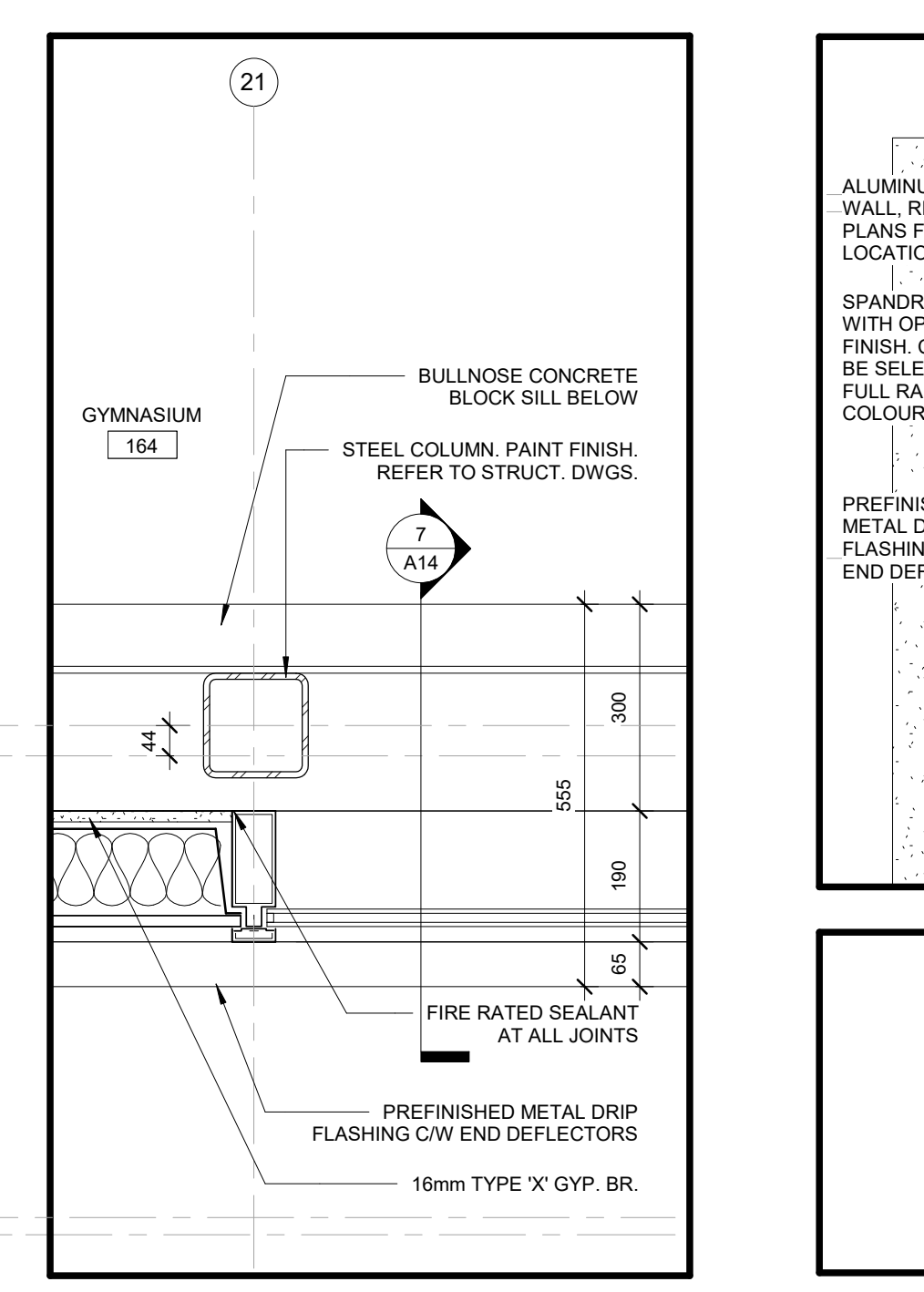
10 SECTION DETAIL @ BRICK SUPPORT AT PRECAST SLAB
SCALE: 1:5



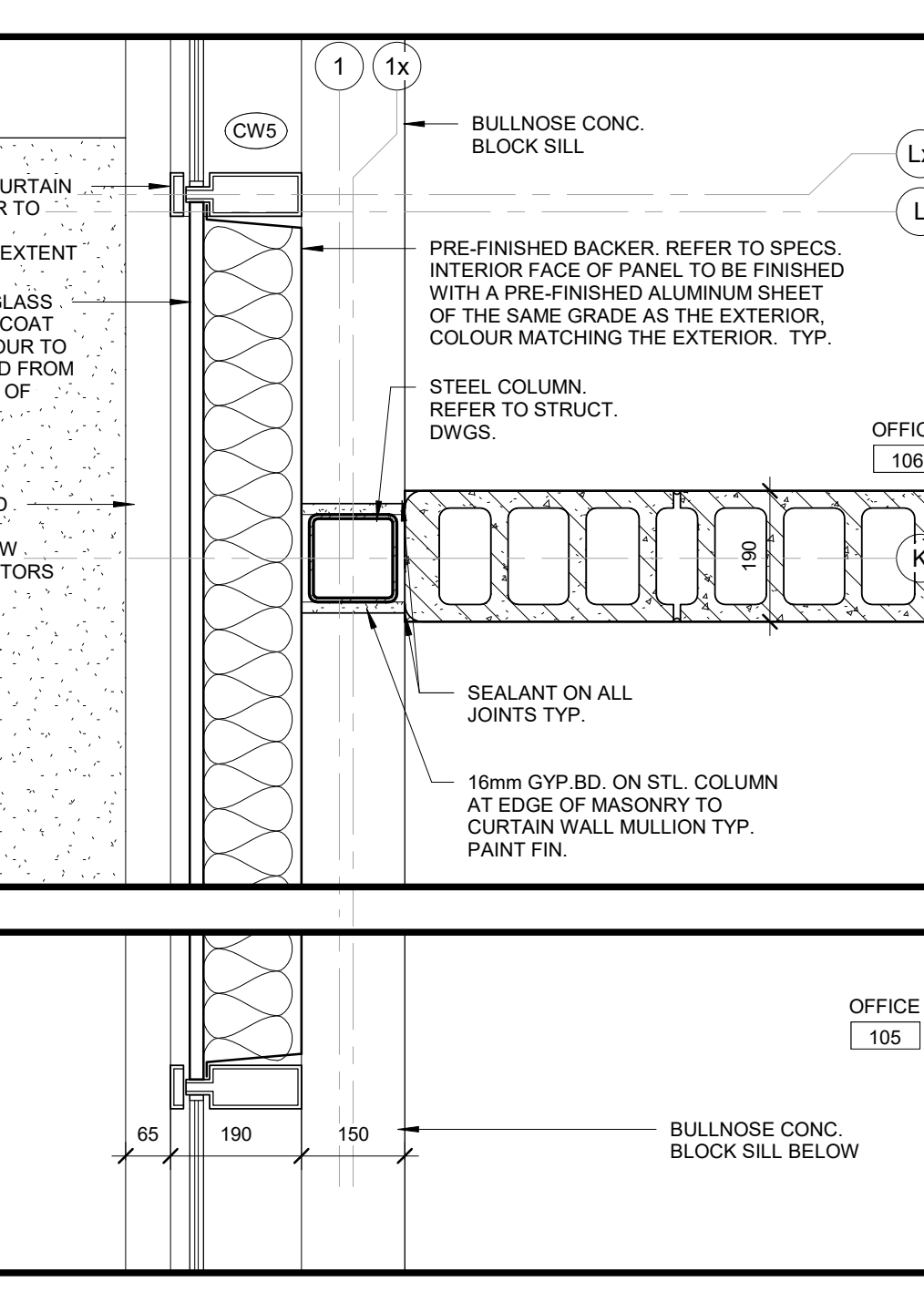
11 PLAN DETAIL - 2ND FLOOR COLUMN AT LIBRARY - CORRIDOR 203
SCALE: 1:10



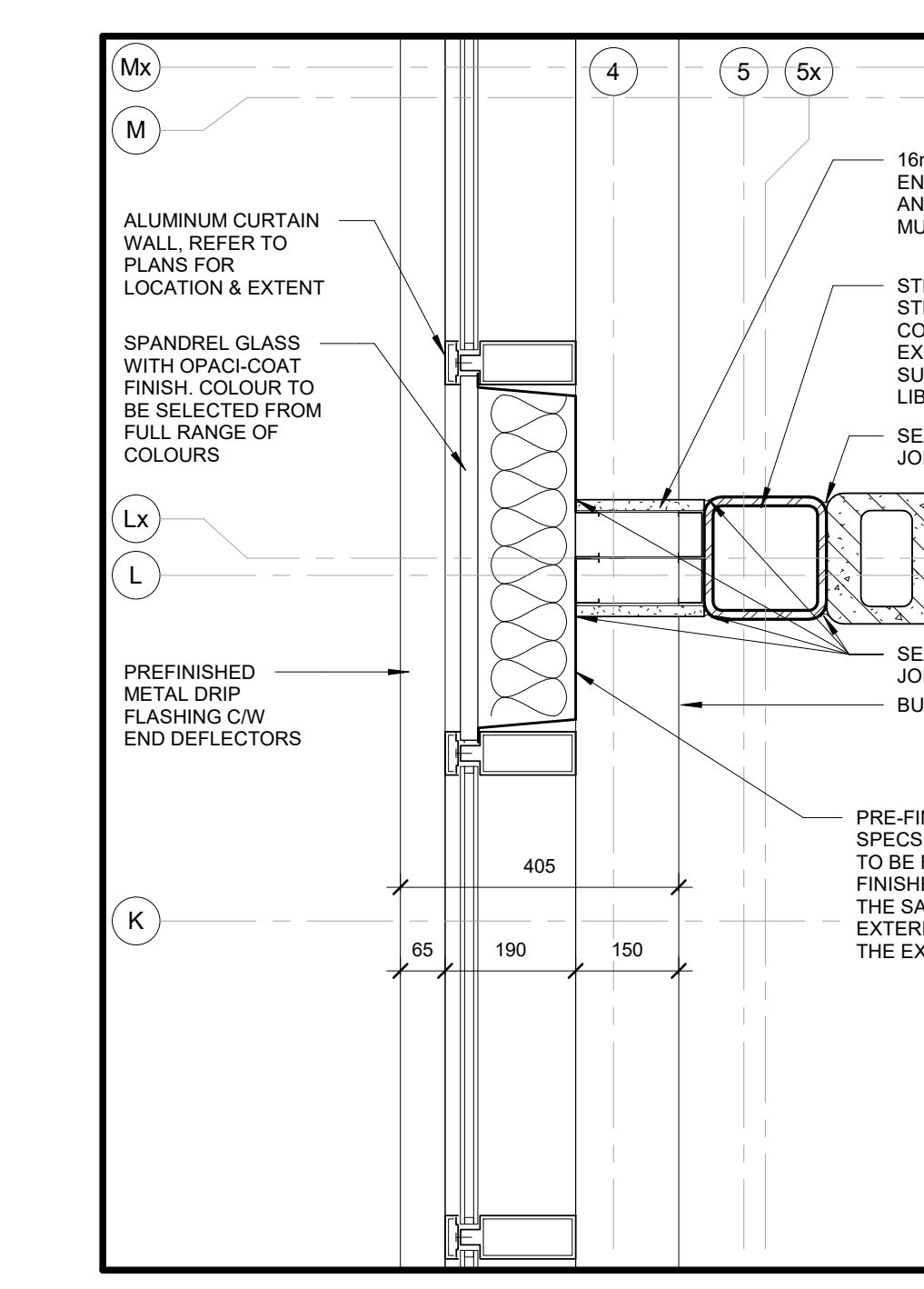
12 PLAN DETAIL - FIRE RATING AT GYM TO CURTAIN WALL
SCALE: 1:10



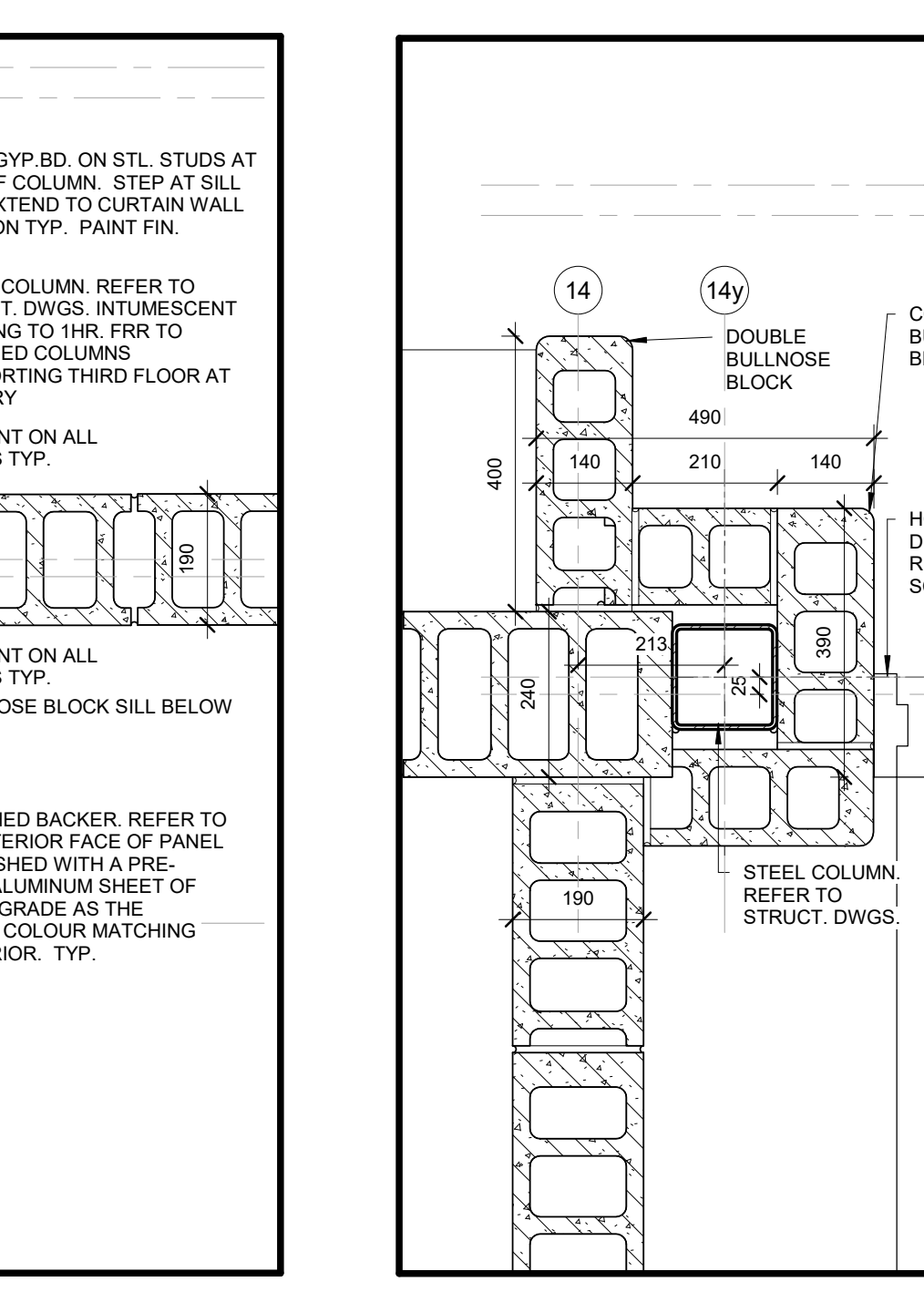
13 PLAN DETAIL - CURTAIN WALL AT SPANDEL PANEL
SCALE: 1:10



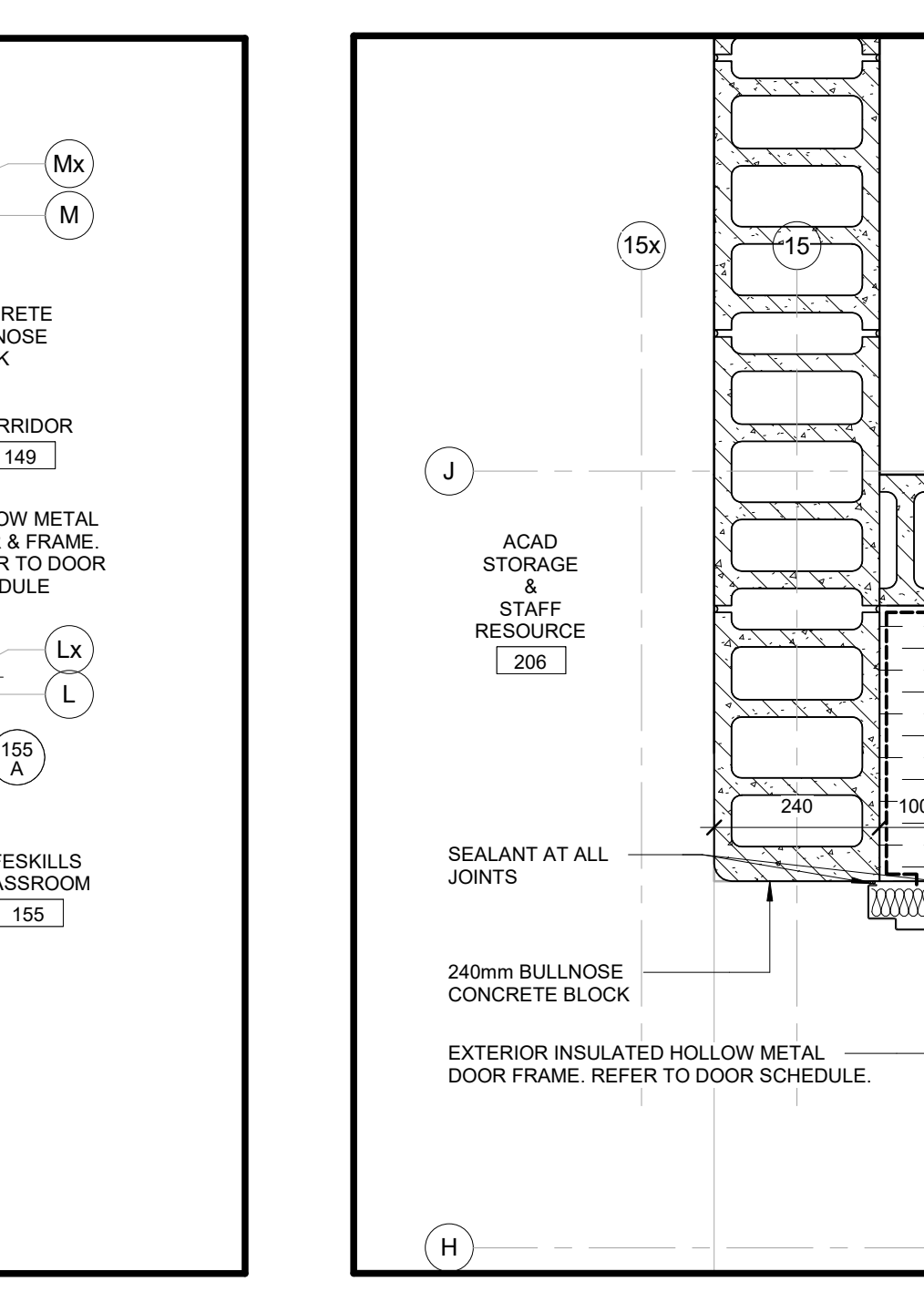
14 PLAN DETAIL AT 2ND FLOOR COLUMN AND CURTAIN WALL
SCALE: 1:10



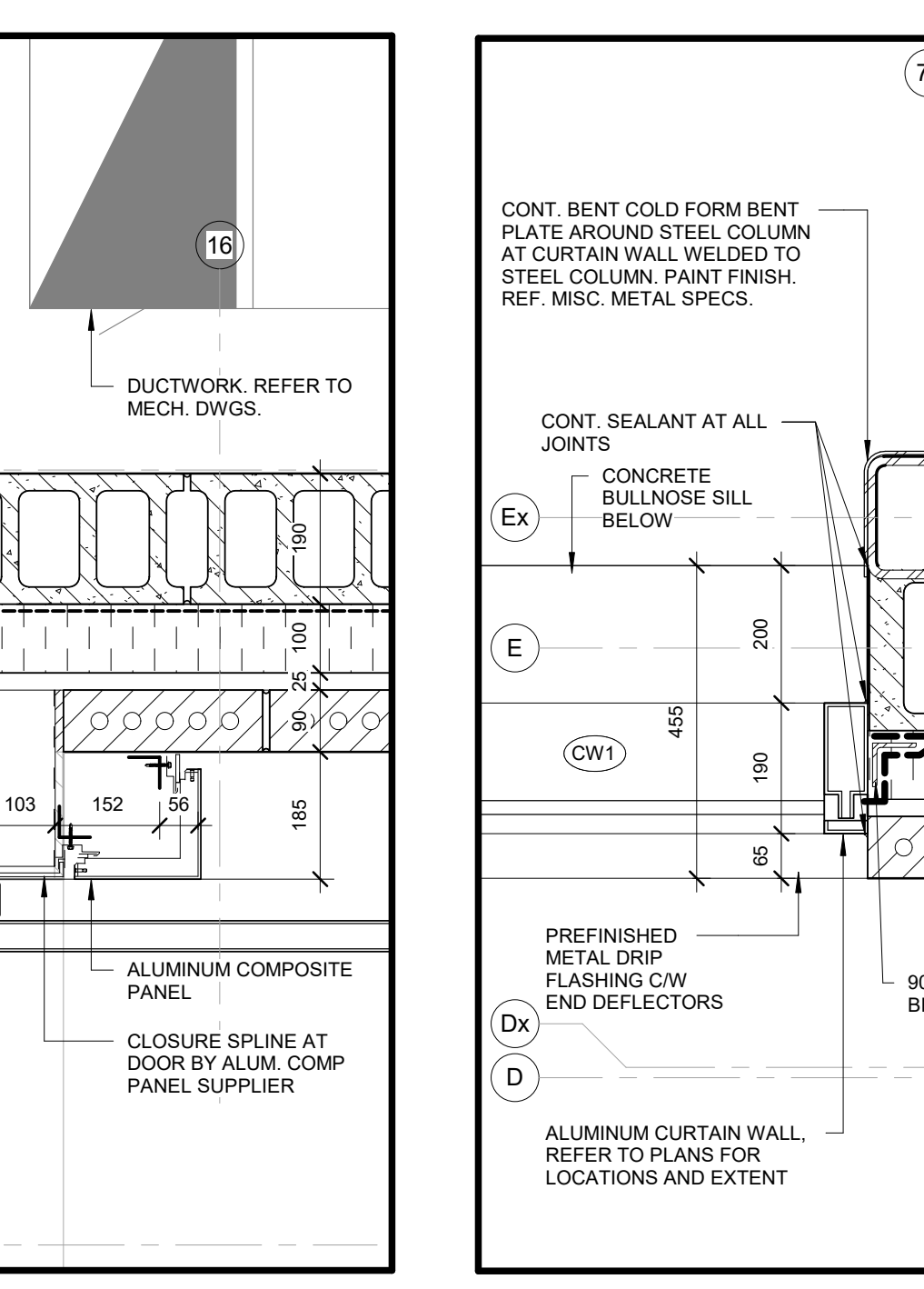
15 PLAN DETAIL @ COLUMN ON GROUND FLR
SCALE: 1:10



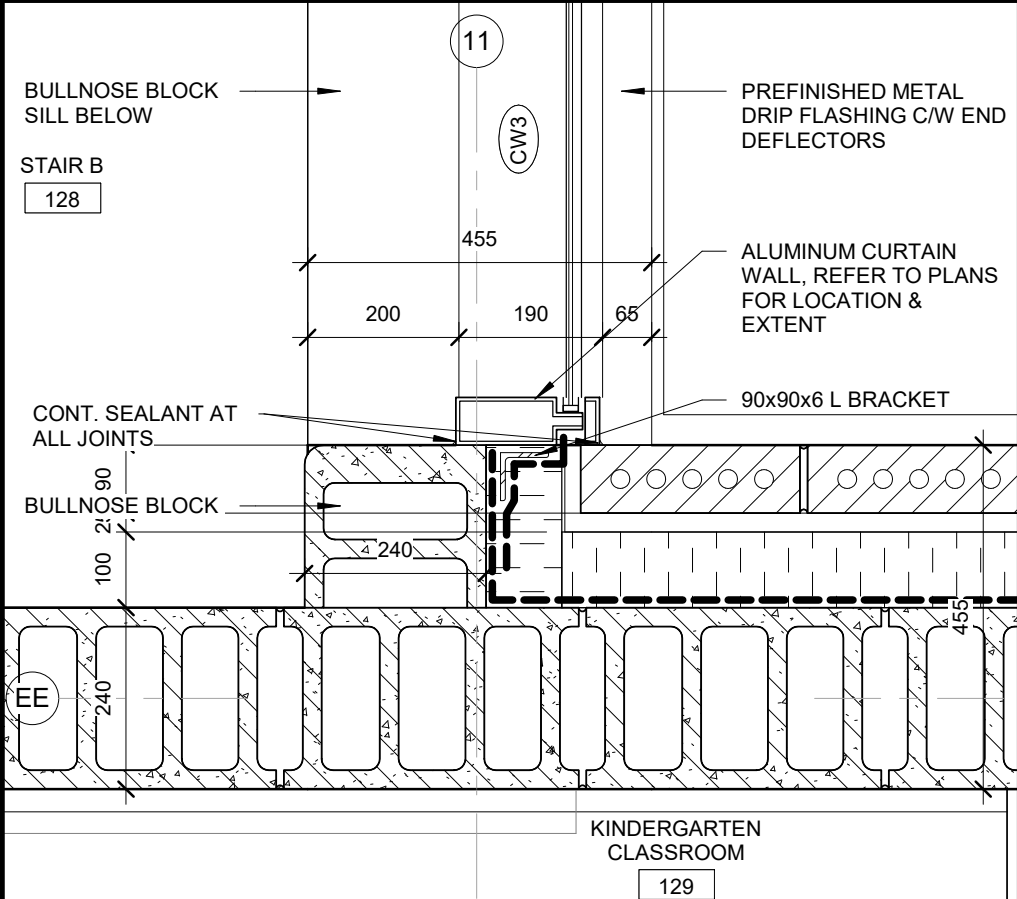
16 PLAN DETAIL @ ALUM. COMPOSITE PANEL AND BRICK WALL
SCALE: 1:10



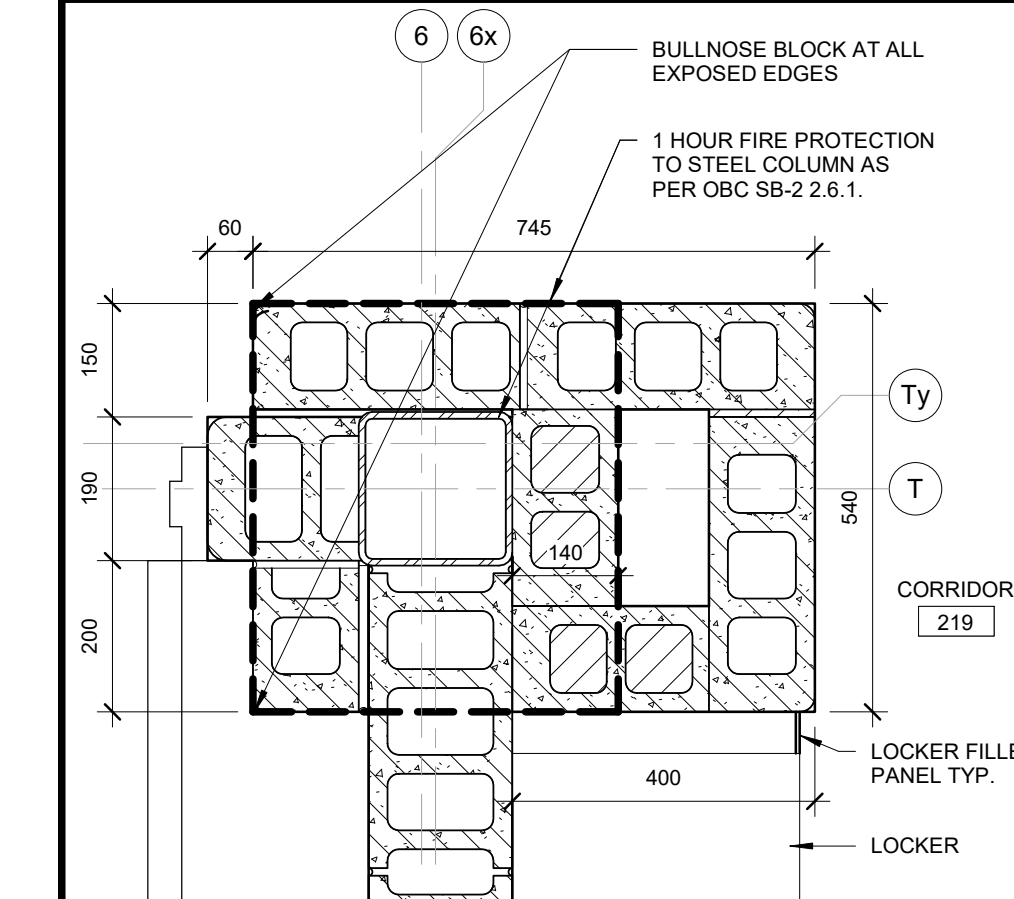
17 PLAN DETAIL - COLUMN AT VESTIBULE 101
SCALE: 1:10



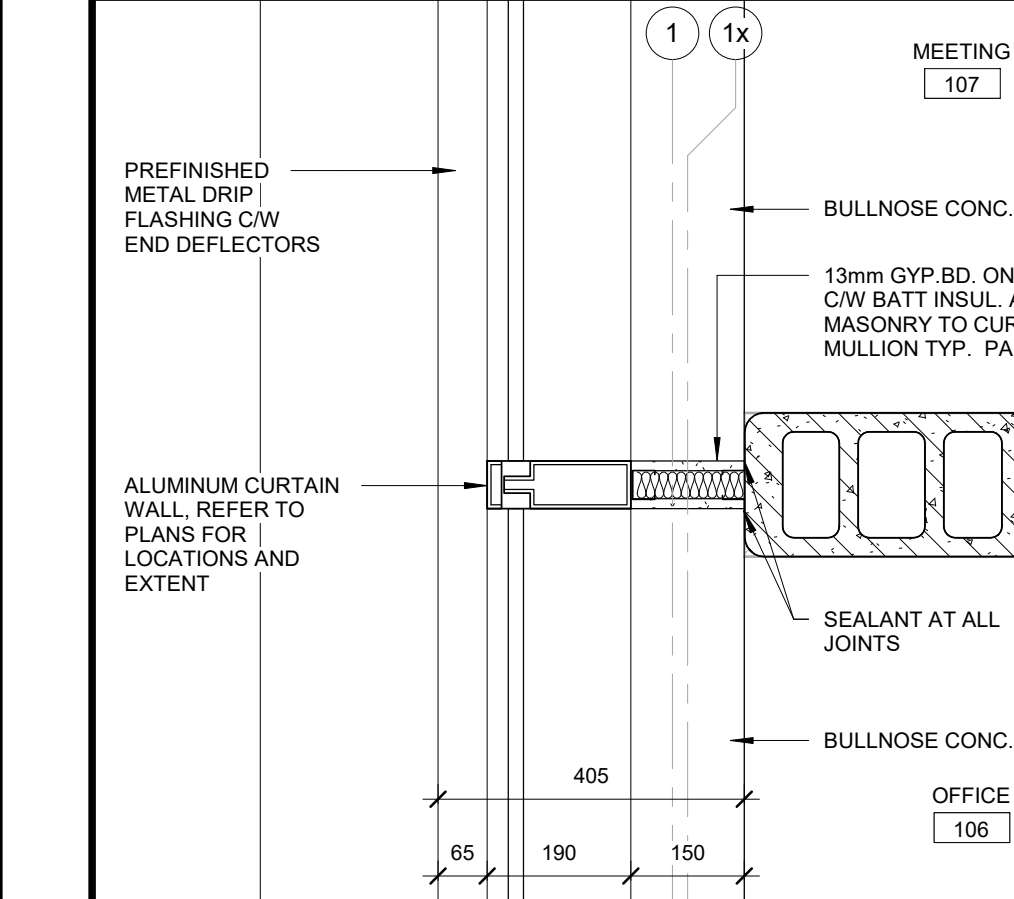
24 PLAN DETAIL - COLUMNS AT CORRIDOR 127
SCALE: 1:10



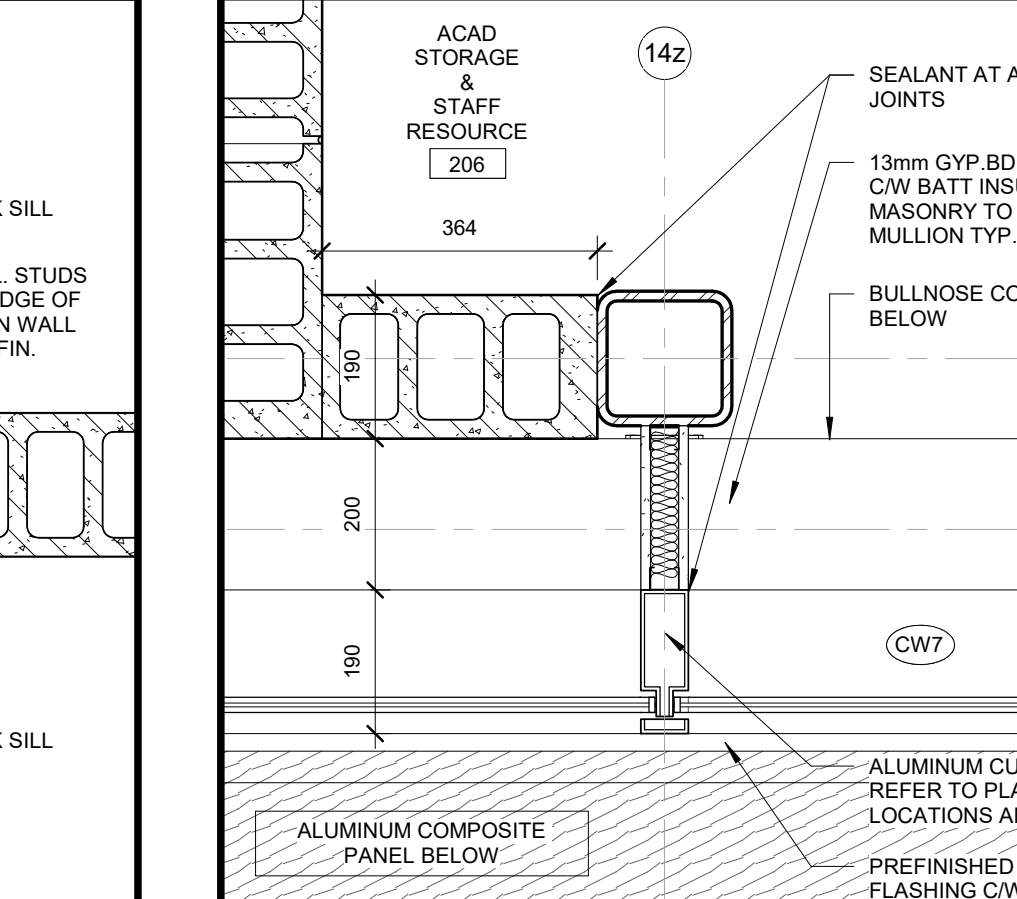
18 PLAN DETAIL - CURTAIN WALL AT MASONRY VENEER WALL
SCALE: 1:10



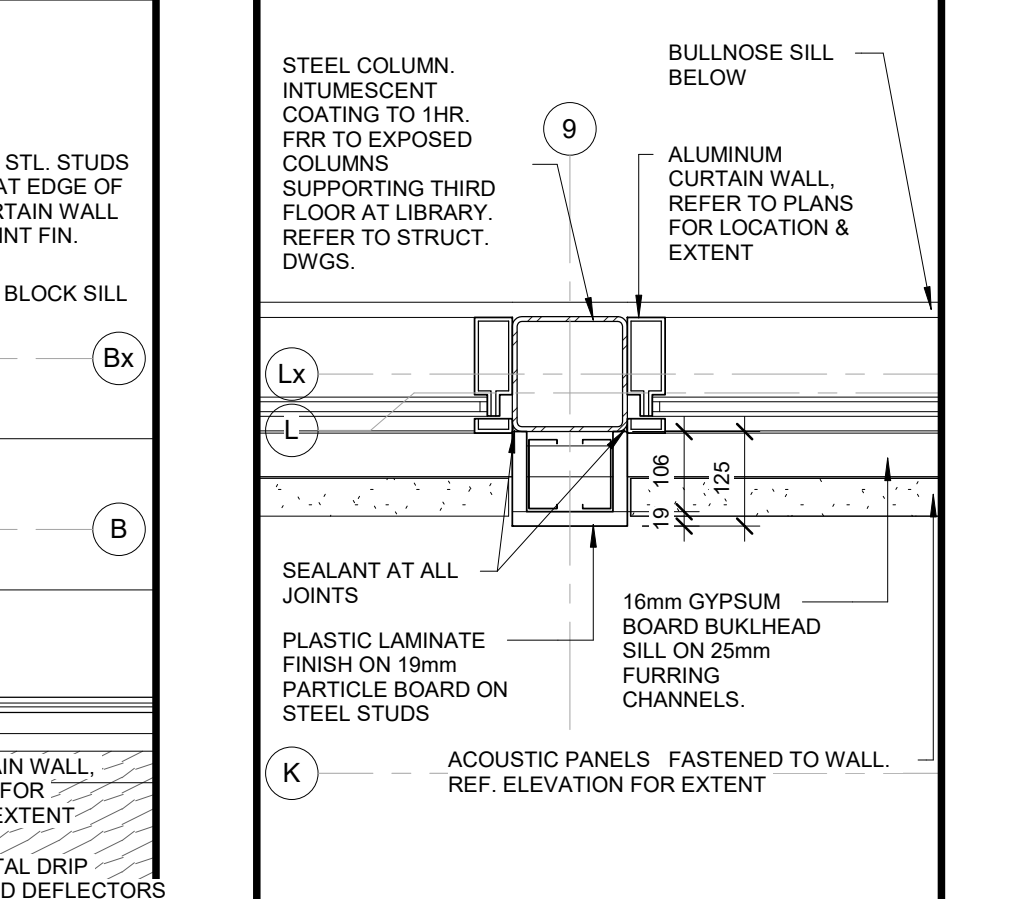
19 PLAN DETAIL - 2ND FLR STEEL COLUMN PROTECTION
SCALE: 1:10



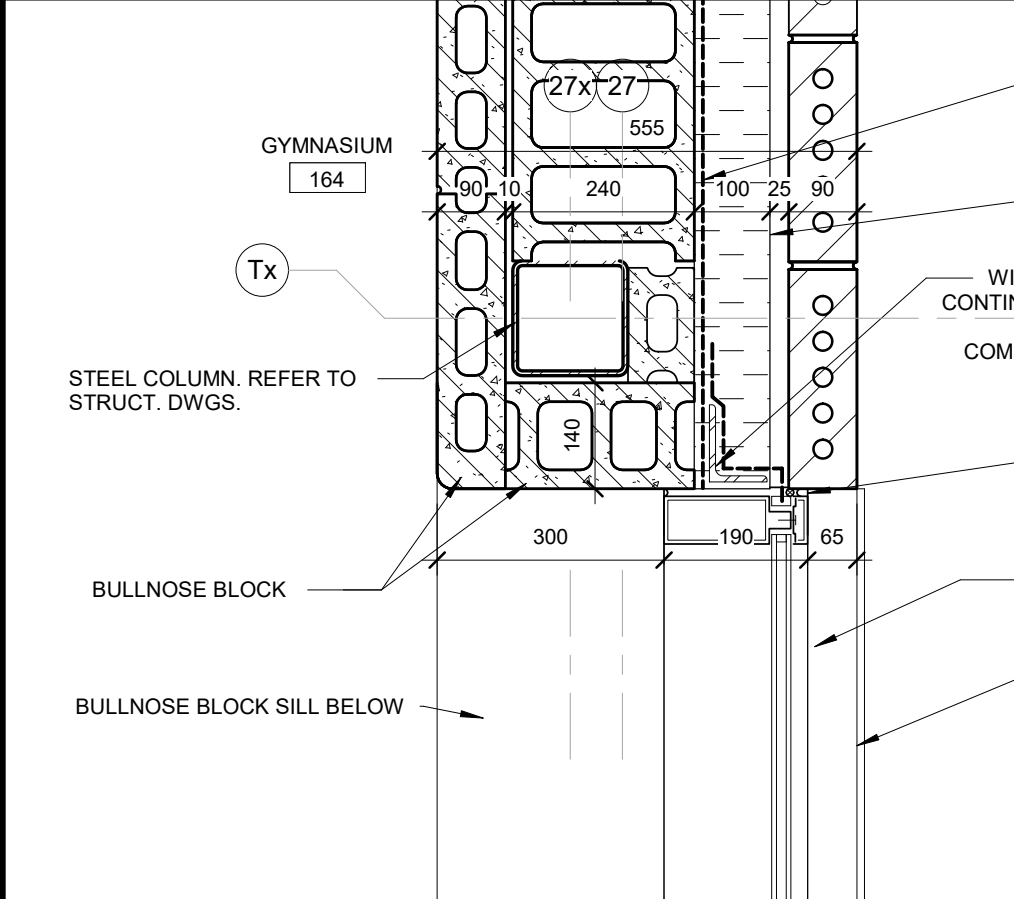
20 PLAN DETAIL - WALL TO MULLION
SCALE: 1:10



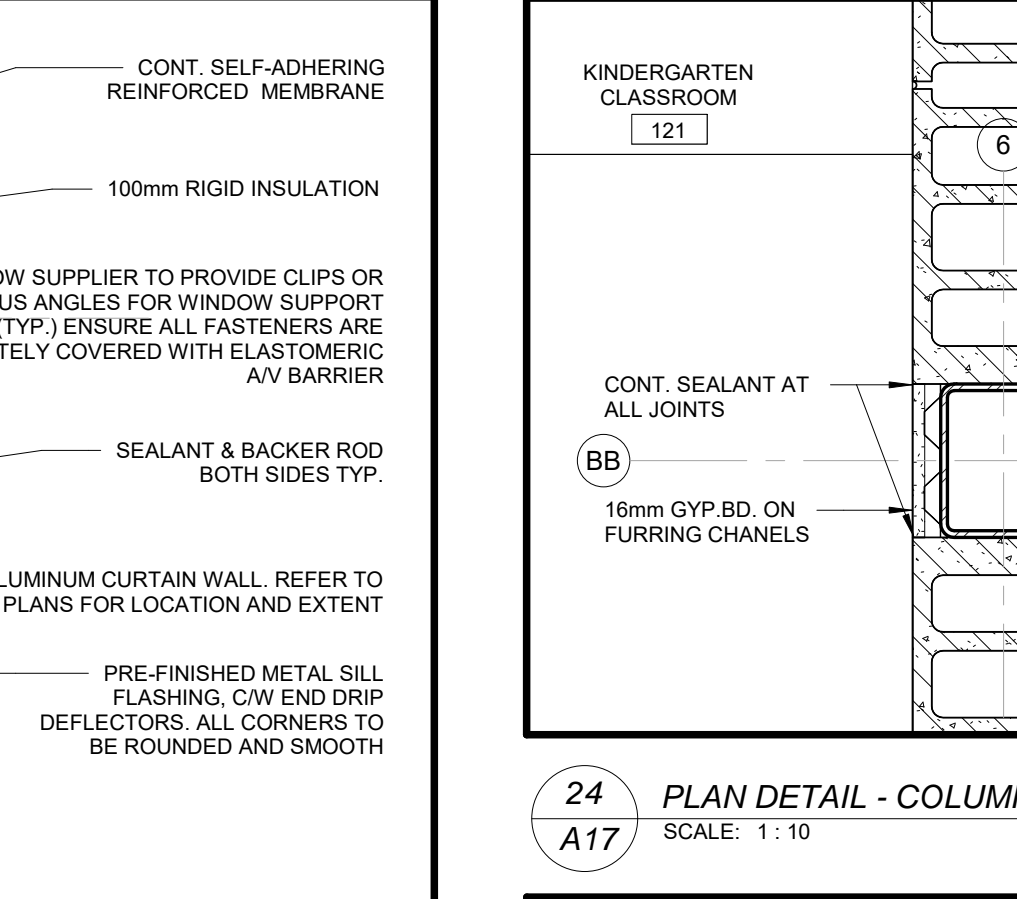
21 PLAN DETAIL - COLUMN AT CURTAIN WALL (ACAD STORAGE 206)
SCALE: 1:10



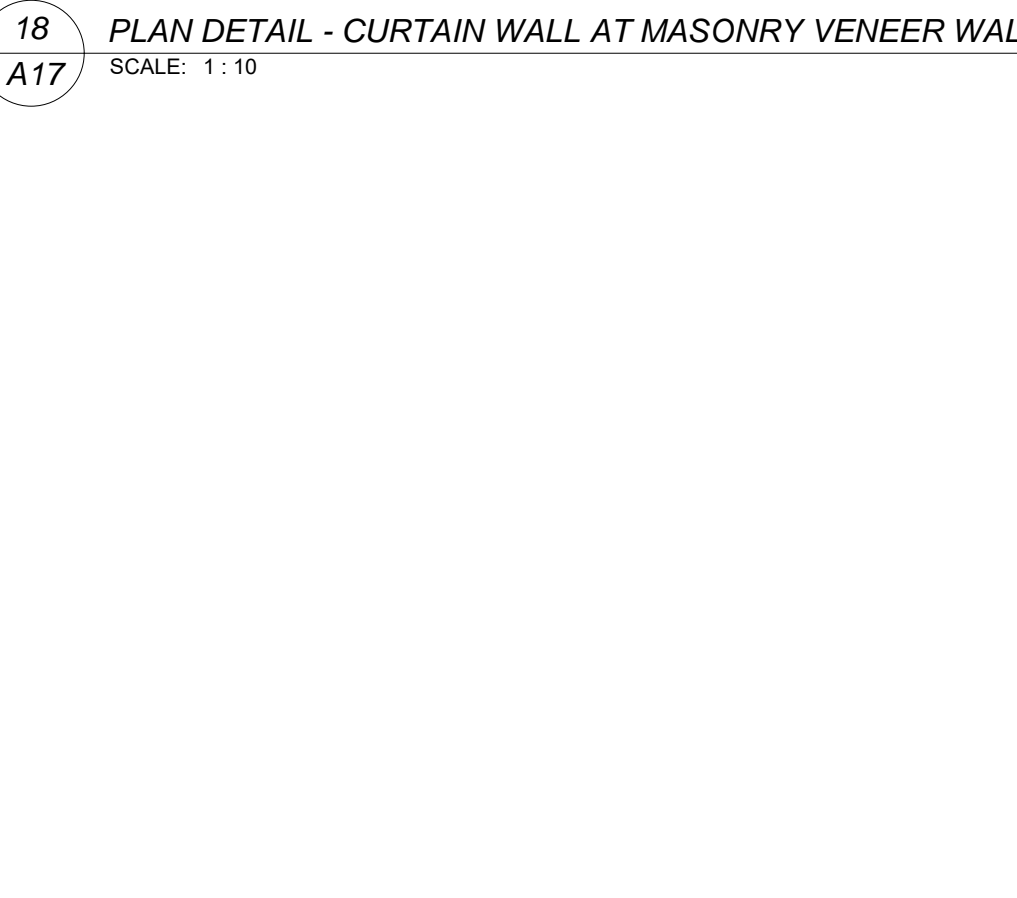
22 PLAN DETAIL - 3RD FLR COLUMN AT LIBRARY
SCALE: 1:10



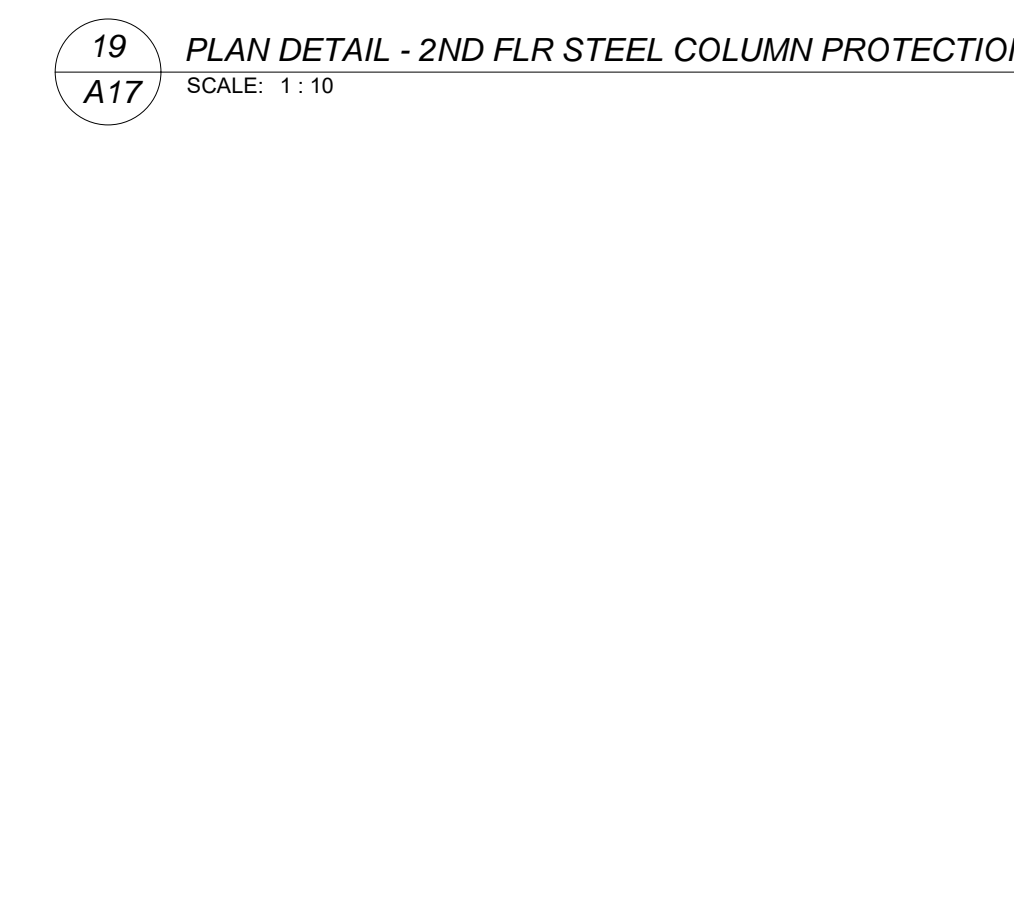
23 PLAN DETAIL - COLUMN AT GYM CURTAIN WALL
SCALE: 1:10



25 PLAN DETAIL - COLUMN AT CO-LAB
SCALE: 1:10



26 PLAN DETAIL - 2ND FLOOR COLUMN AT LIBRARY
SCALE: 1:10



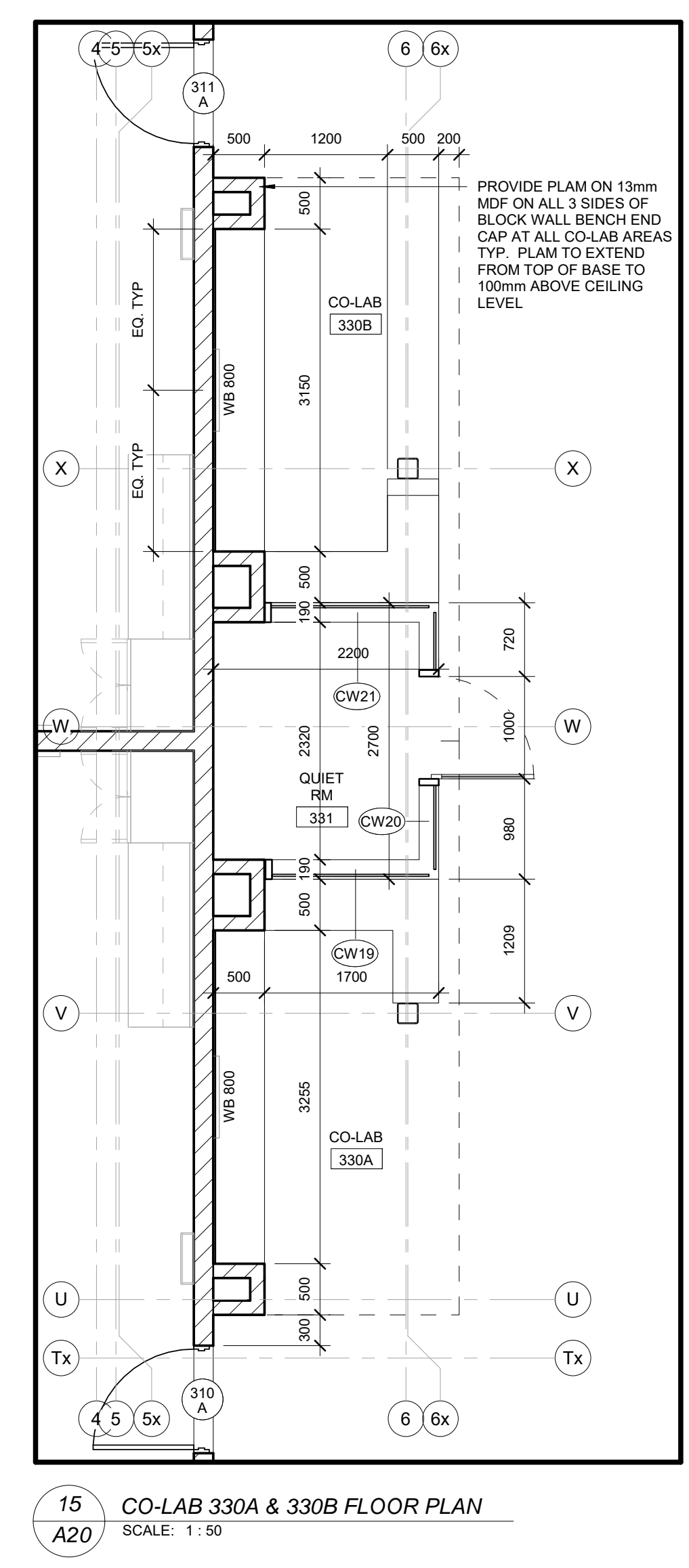
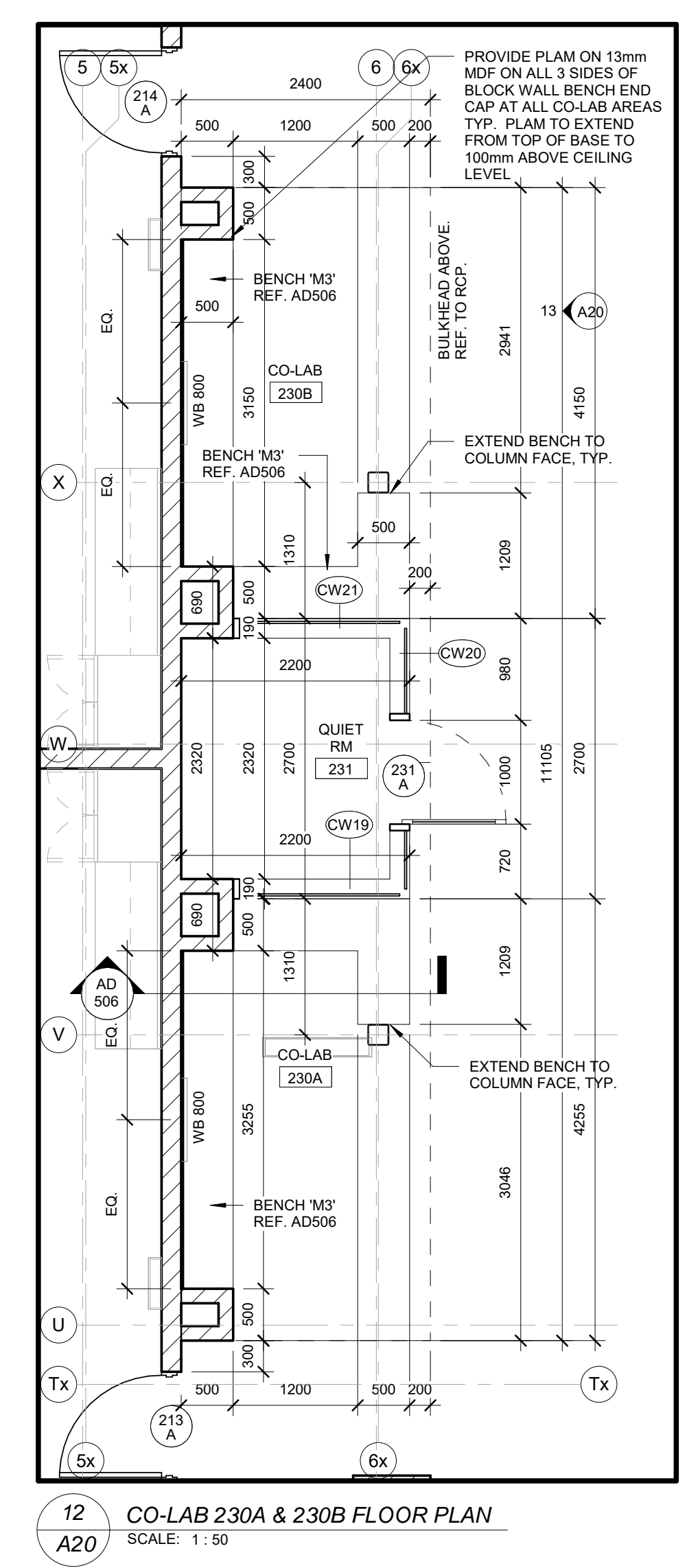
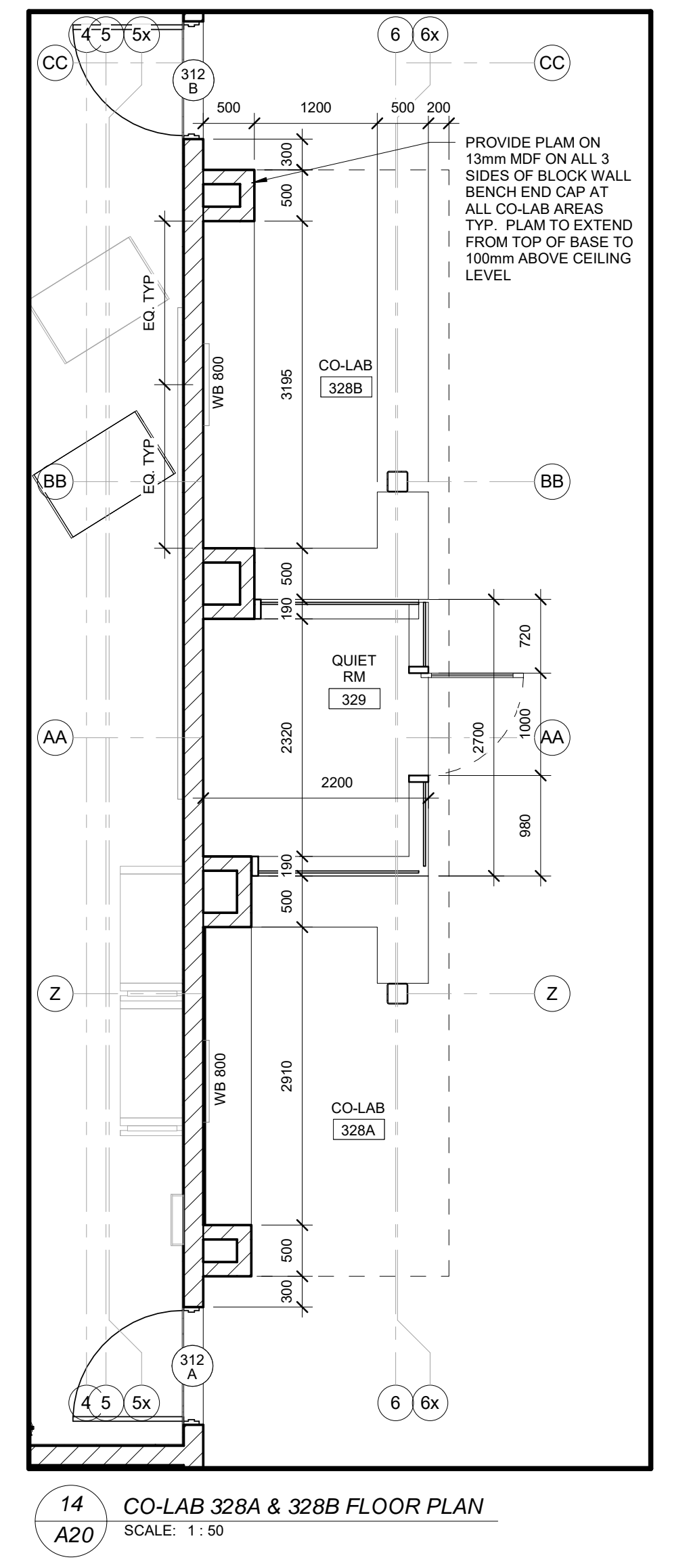
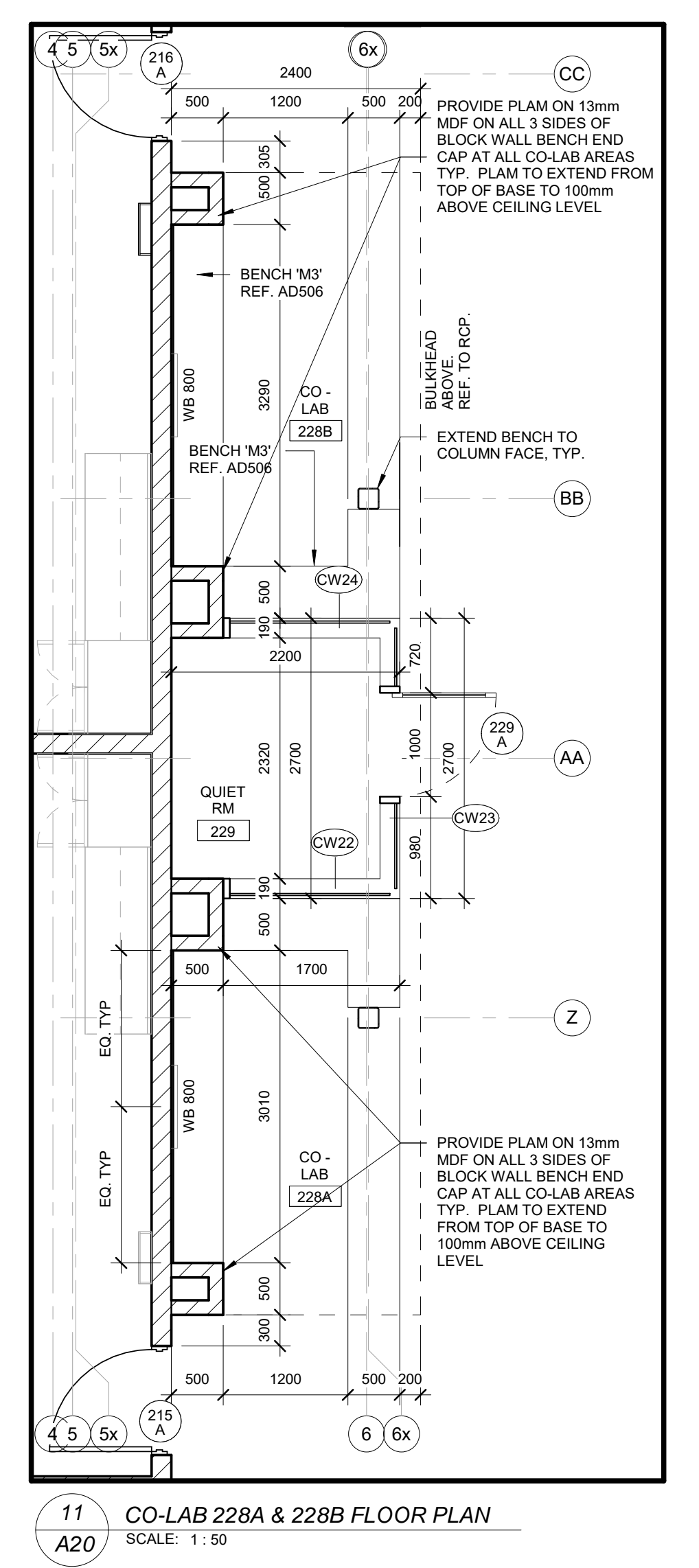
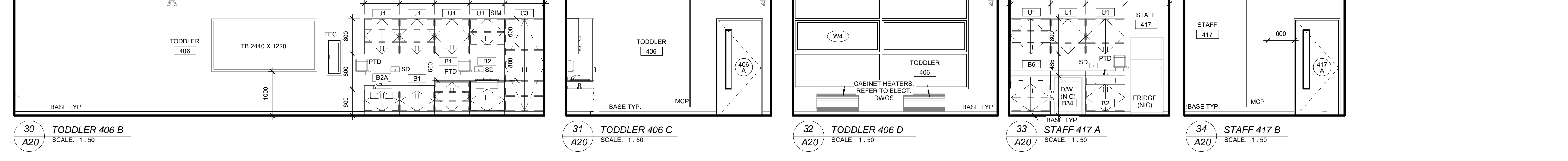

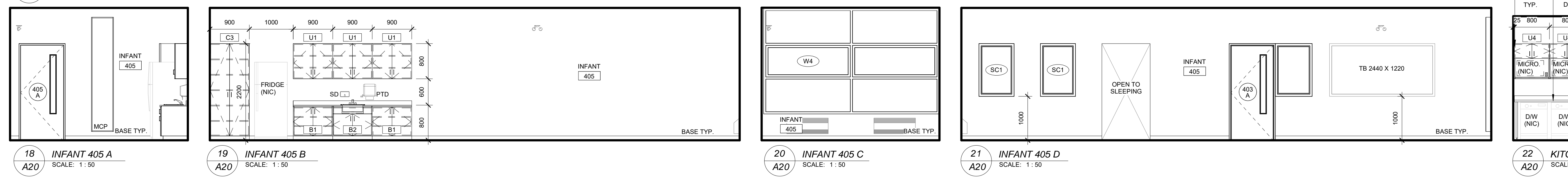
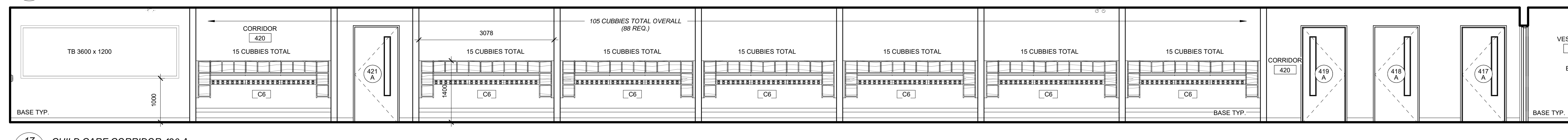


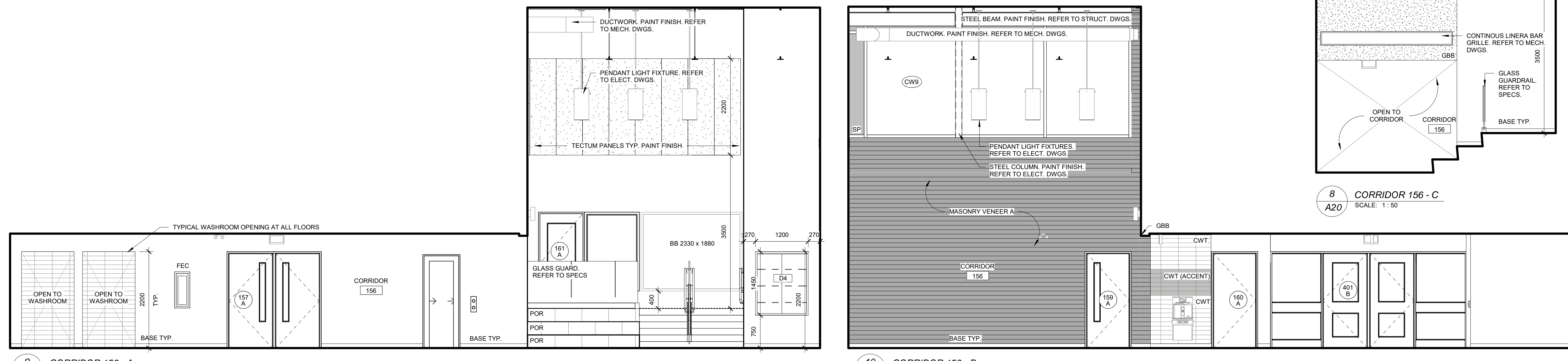
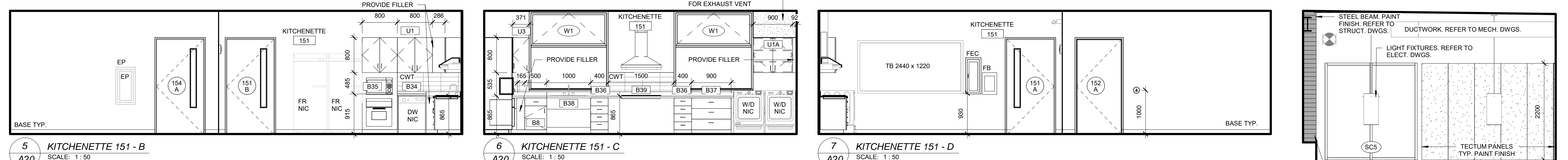
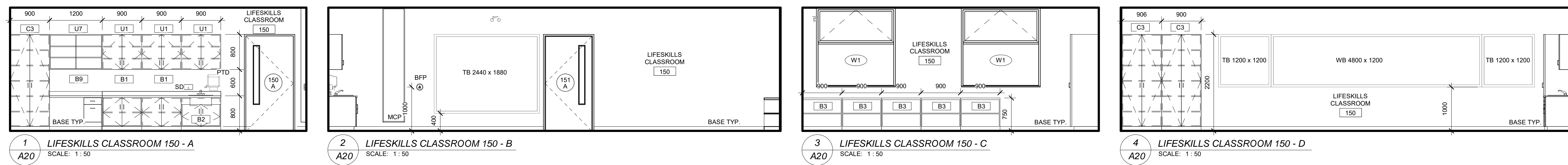
26 PLAN DETAIL - COLUMN AT CO-LAB
SCALE: 1:10

NO.	REVISIONS	DATE
2	ISSUED FOR TENDER	01.04.23
1	ISSUED FOR BUILDING PERMIT	08.30.22
NO.	ISSUED	DATE

DRAWINGS ARE NOT TO BE SCALED. CONTRACTOR MUST CHECK AND VERIFY ALL DIMENSIONS AND CONDITIONS OF THE PROJECT AND MUST REPORT ANY DISCREPANCIES TO THE CONSULTANT BEFORE PROCEEDING WITH THE WORK. THE USE OF THE DRAWINGS OR PART THEREOF IS FORBIDDEN WITHOUT THE WRITTEN APPROVAL OF THE CONSULTANT.

ONTARIO ASSOCIATION OF ARCHITECTS
1235 WHEAT BOOM DRIVE, OAKVILLE, ON
SP 1309.001/01
LEGAL DESCRIPTION:
BLOCK 41 REGISTERED PLAN 20M-1247
TOWN OF OAKVILLE, REGION OF HALTON
TENDER NO. 23-007
HALTON DISTRICT SCHOOL BOARD
1410 DUNDAS STREET WEST
BURLINGTON, ON L7R 5Z2
TEL: (905) 335-3603
FAX: (905) 335-8602

SECTION & PLAN DETAILS
PROJECT: 22104
DATE: JANUARY 2023
DRAWN: CCGIB
CHECKED: PL
PRINT DATE: 2023-12-21 11:45 AM
REVIT FILE: T:\2023\12\21\22104\Rev\MAIN.TB101.rvt



ABBREVIATION LEGEND

- A ACTIVE LEAP
- ACP ALUMINUM COMPOSITE PANEL
- ALUM ALUMINUM
- AFI ABOVE FINISHED FLOOR
- ALUM ALUMINUM
- AB ACoustic BLADE
- BS BULKHEAD BOARD
- BL BULKHEAD BOARD
- ROUNDER ROUND
- BFP BARRIER FREE
- BFF BOTTLE FILLER AND DRINKING FOUNTAIN
- BHM BREAK AWAY HOOK
- BL BARRIER FREE LOCKER
- CB CHALKBOARD
- CCP CONCRETE COMPOSITE PANEL
- CCJ CONTROL JOINT
- CHR CABINET HEATER (SEMI-RECESSED)
- CHTR CHANGE TABLE STATION (REFER TO SPEC)
- CONC CONCRETE
- CONT CONTINUOUS
- CR+S COAT RACK AND SHELF
- CS CONCRETE SHELF
- CW COMPLETE WITH
- CWT CEMENT WATTLE
- DN DOWN
- DN DOWN
- DWG DRAWINGS
- DWS DISHWASHER
- EM ELECTROMAGNETIC HOLD OPEN DEVICE
- EP ELECTRICAL PANEL, REF. ELEC. DWGS.
- EPC EMERGENCY PULL CORD
- EQ EQUAL
- EW EYE WASH STATION
- EX EXISTING
- FA FIRE ALARM
- FB FIRE BLANKET
- FE FIRE EXTINGUISHER
- FEC FIRE EXTINGUISHER CABINET
- FIB FIBER OPTIC
- FRGB FIRE RATED GYPSUM BOARD
- FS FOLDING SHOWER SEAT
- GA GAUGE
- GALV GALVANIZED
- GYP GYPSUM BOARD
- GRAB GRAB BAR
- GRAB GRAB BAR T-SHAPE AT SHOWER
- GRAB GRAB BAR T-SHAPE AT SHOWER
- GM GAS METER
- HD HAND DRYER
- HDS HAND DRYER WITH SHROUD
- HFS HORIZONTAL FIRE STOP
- HRZ HORIZONTAL
- HSS HOLD UP STRUCTURAL STEEL
- HWT HOT WATER TANK
- JAN JANITORIAL SHELF
- LF LIGHT FIXTURE
- M MIRROR
- MICRO MICROWAVE
- ML MIRROR LONG
- MCP MODULAR CONTROL PANEL
- ME METAL BACKING
- MOP MOP SINK
- MVC MOTORIZED WINDOW COVERINGS
- NC NOT IN CONTRACT
- NFA NON-FRAGILE HOSE BIB, REF. DIV. 15
- NOA NON-OBSCURE
- PAPEL PAPER TOWEL DISPENSER
- PTW PAPER TOWEL + WASTE RECEPTACLE
- ROOF ROOF DRAIN
- REF REFRIGERATOR
- REH REMOVABLE HARDWARE MULLION
- RL ROLLER SHADES, REFER TO SPECS
- RSH RECESSED SOUND BLOCKS
- RWL RAIN WATER LEADER
- RSB RECESSED SOUND BLOCKS
- SD SOAP DISPENSER
- STR STRUCTURAL FRUIT SLAB
- ST STUDENT SCIENCE TABLE (N.C.)
- STN SANITARY NAPKIN DISPENSER
- SND SANITARY NAPKIN DISPENSER
- SND SANITARY NAPKIN DISPENSER
- SEMI-RECESSED WASTE RECEPTACLE
- SWR SWIRL
- TB TOILET
- TEC TECTUM PANELS
- TEL TEL MIRROR
- VCS VERTICAL FIRE STOP
- VCS VERTICAL FIRE STOP
- WB WHITEBOARD
- WID WIDENED DRIVEWAY
- WM WIREMOLD
- WR WASHROOM

NO.	REVISIONS	DATE
2	ISSUED FOR TENDER	01.04.23
1	ISSUED FOR BUILDING PERMIT	08.30.22

NO. DATE

ISSUED

DATE

1235 WHEAT BOOM DRIVE
OWASVILLE, ON

SP 1309.001/01

LEGAL DESCRIPTION:
BLOCK 41 REGISTERED PLAN 2004-1247
TOWN OF OWASVILLE, REGION OF HALTON

TENDER NO. 23-007

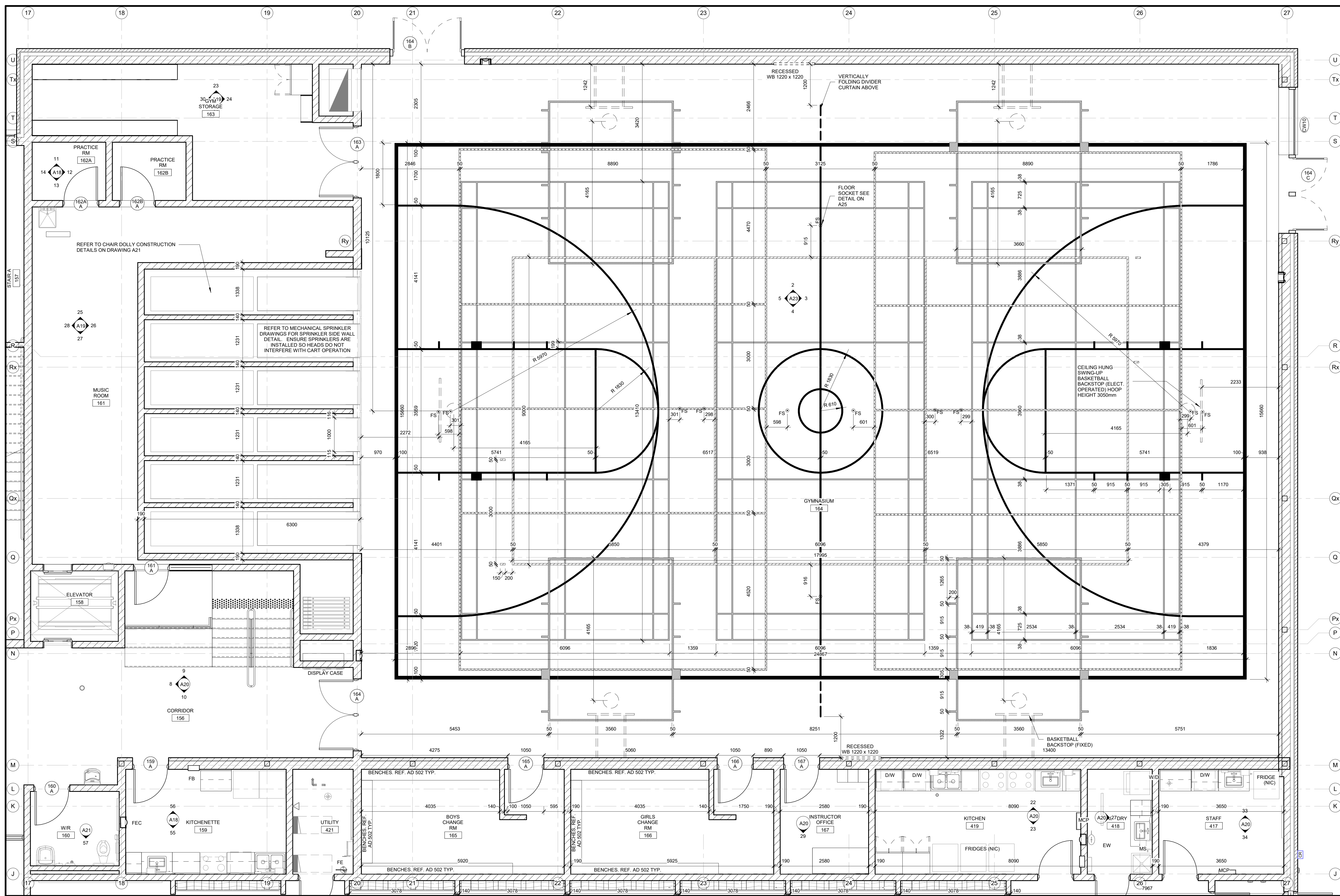
HALTON DISTRICT SCHOOL BOARD
1100 GUELPH LINE
BURLINGTON, ON L7R 5Z2
TEL: (905) 335-3603
FAX: (905) 335-3602

INTERIOR ELEVATIONS

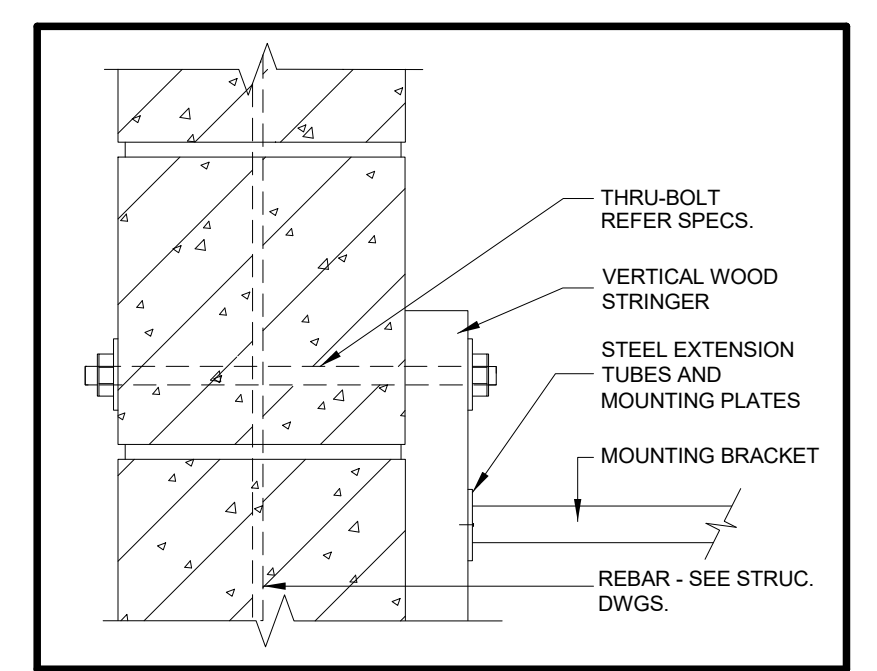
HOSSACK & ASSOCIATES ARCHITECTS

14115 DUNDAS STREET E. SUITE 105
MILTON, ONTARIO L9T 4W5
TEL: (905) 871-2274 FAX: (905) 871-2275

SCALE: As indicated
PROJECT: 22104
DATE: JANUARY 2023
DRAWN: CC/GB
CHECKED: PL
PRINT DATE: 2023-12-21 2:16 PM
REVIT FILE: T:\2023\15102\22104\HALTON101.rvt

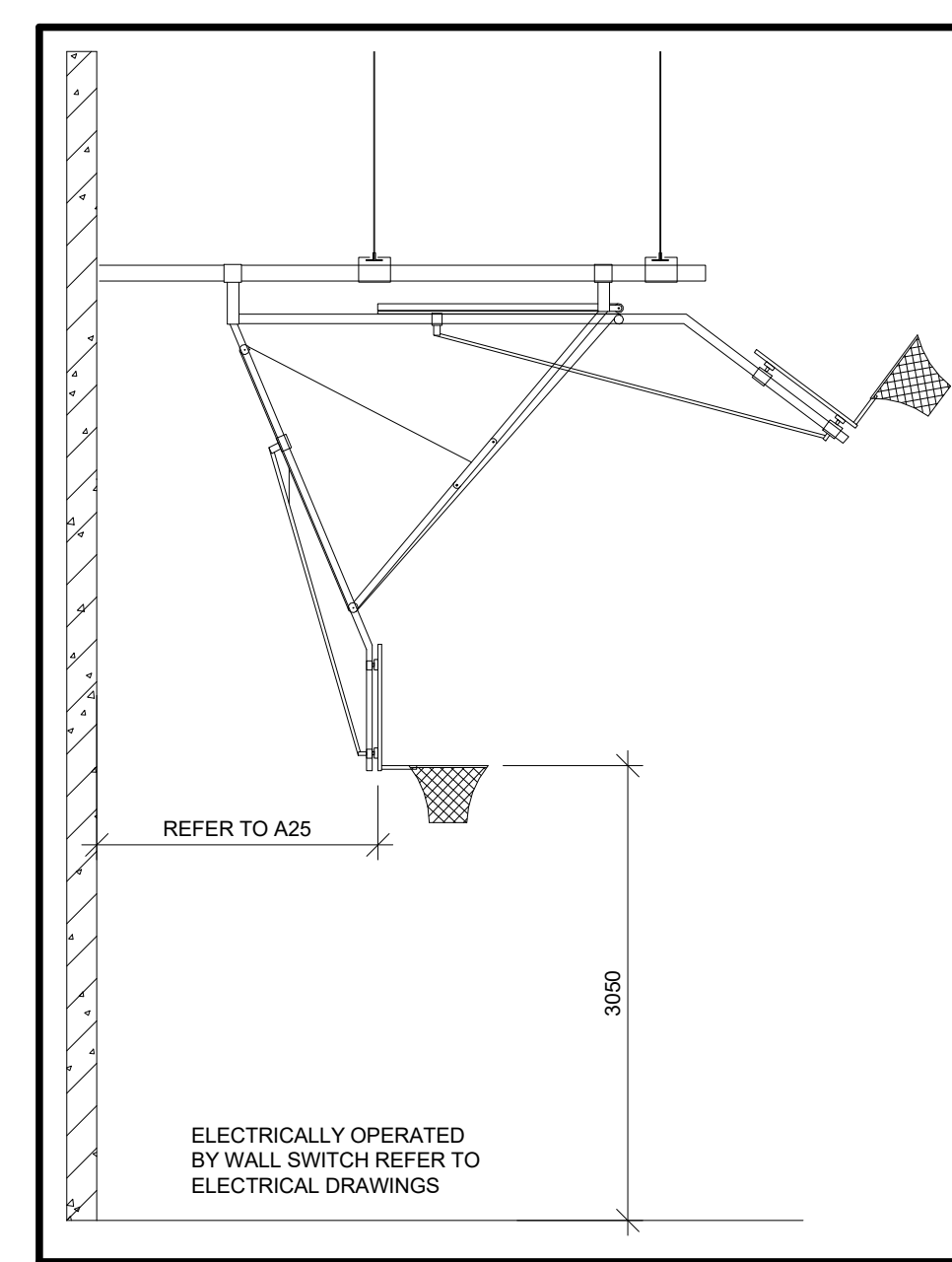


1 100 - GROUND FLOOR - GYMNASIUM
SCALE: 1:50

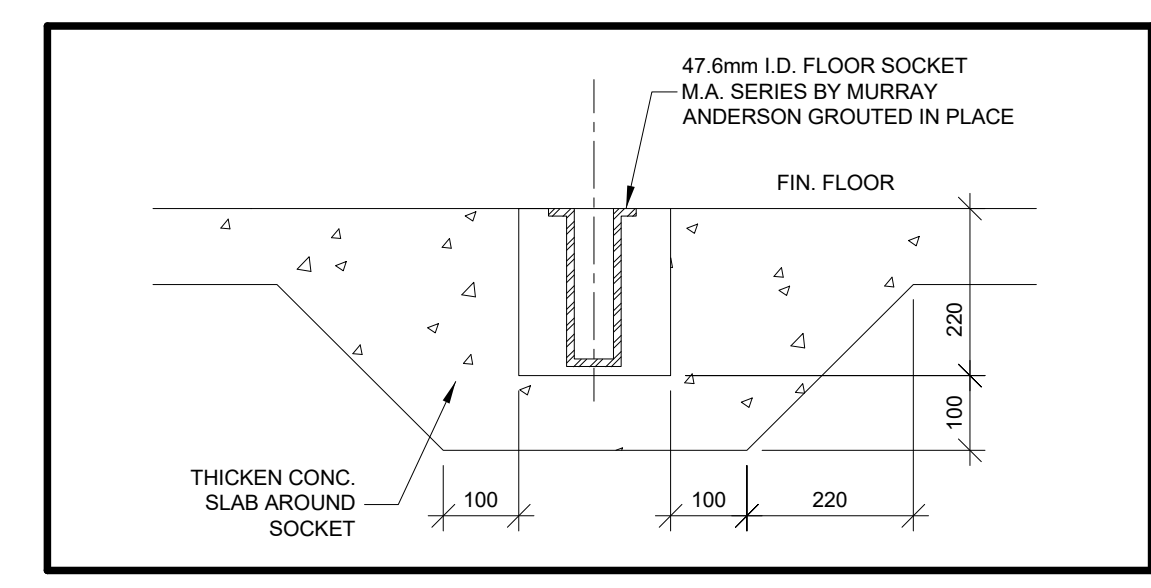


10 GYM DETAIL - WALL MOUNTED BACKSTOP
SCALE: 1:5

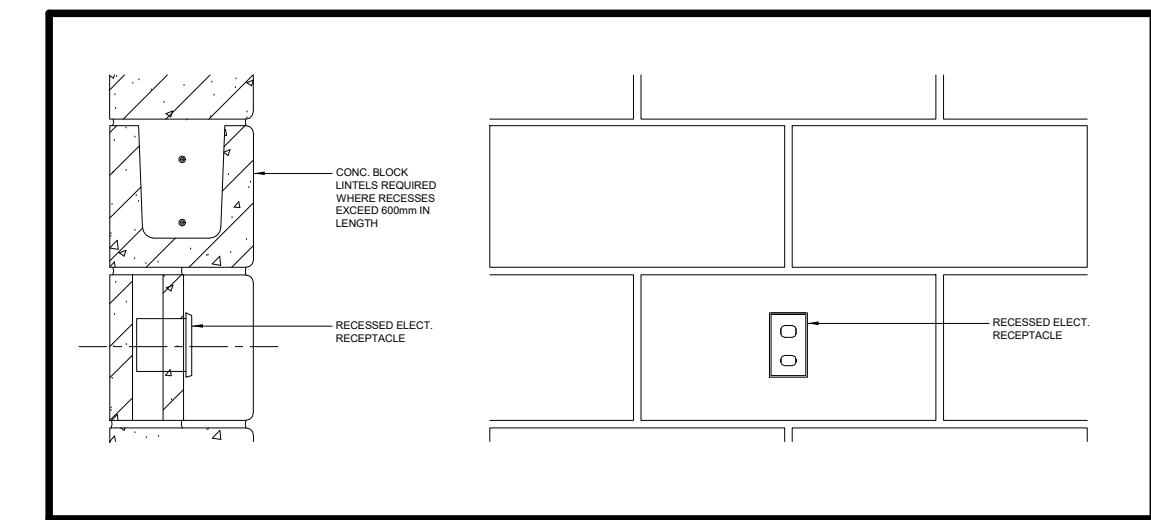
LINE	COURT	OUTLINE	COLOR
1	MAIN BASKETBALL (50mm, 100mm border)	24 865 x 18 305	BLACK
2	2 PRACT. BASKETBALL (50mm)	4 785 x 3 600	RED
3	MAIN VOLLEYBALL (50mm)	17 995 x 9 000	GREEN
4	2 PRACT. VOLLEYBALL (50mm)	15 245 x 8 990	BLUE
5	3 BASKETBALL (30mm)	13 410 x 6 590	YELLOW
6			FLOOR SOCKET



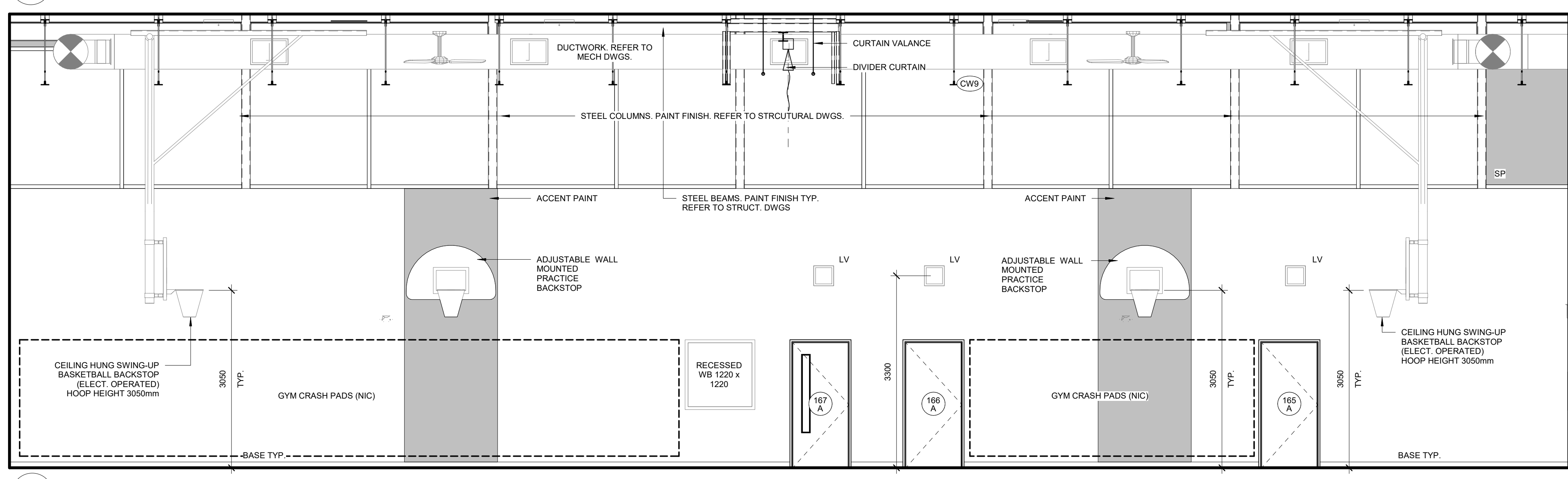
7 GYM DETAIL - JOIST SUSPENDED SWING UP BACKSTOP
SCALE: 1:50



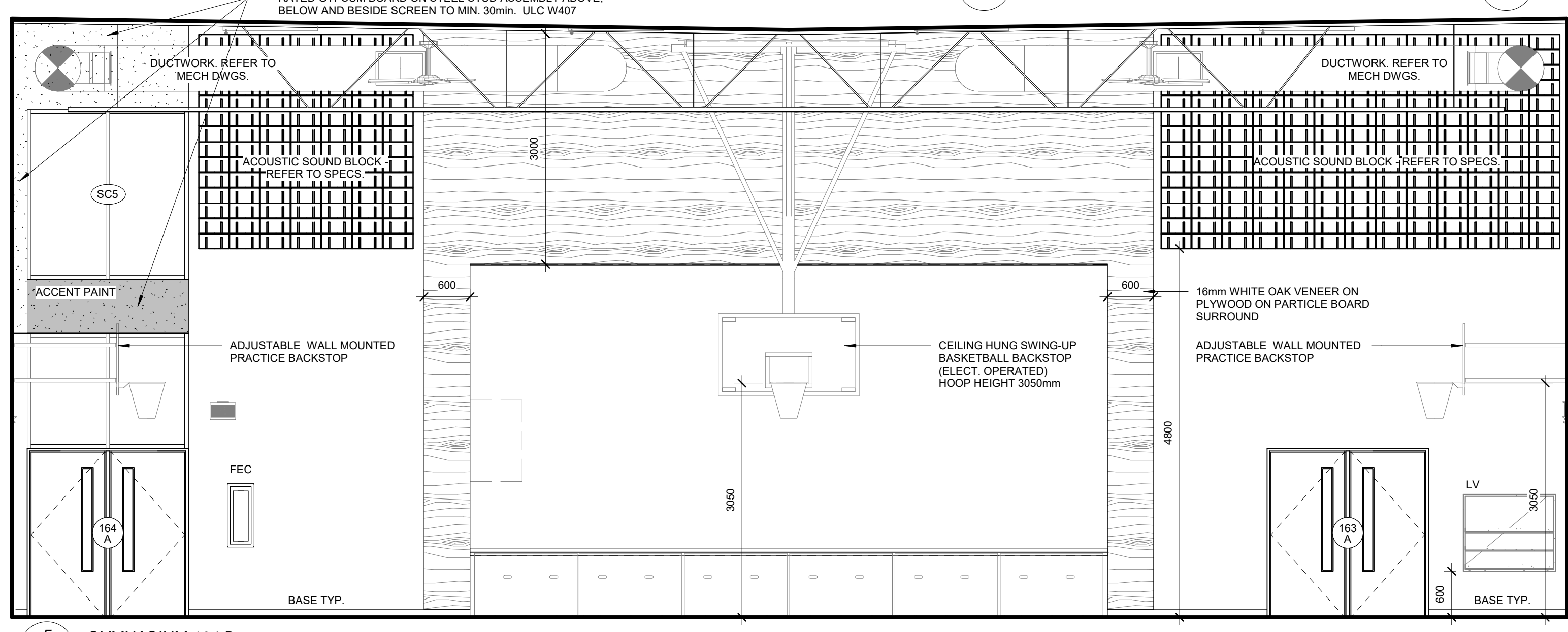
9 GYM DETAIL - FLOOR SOCKET
SCALE: 1:10



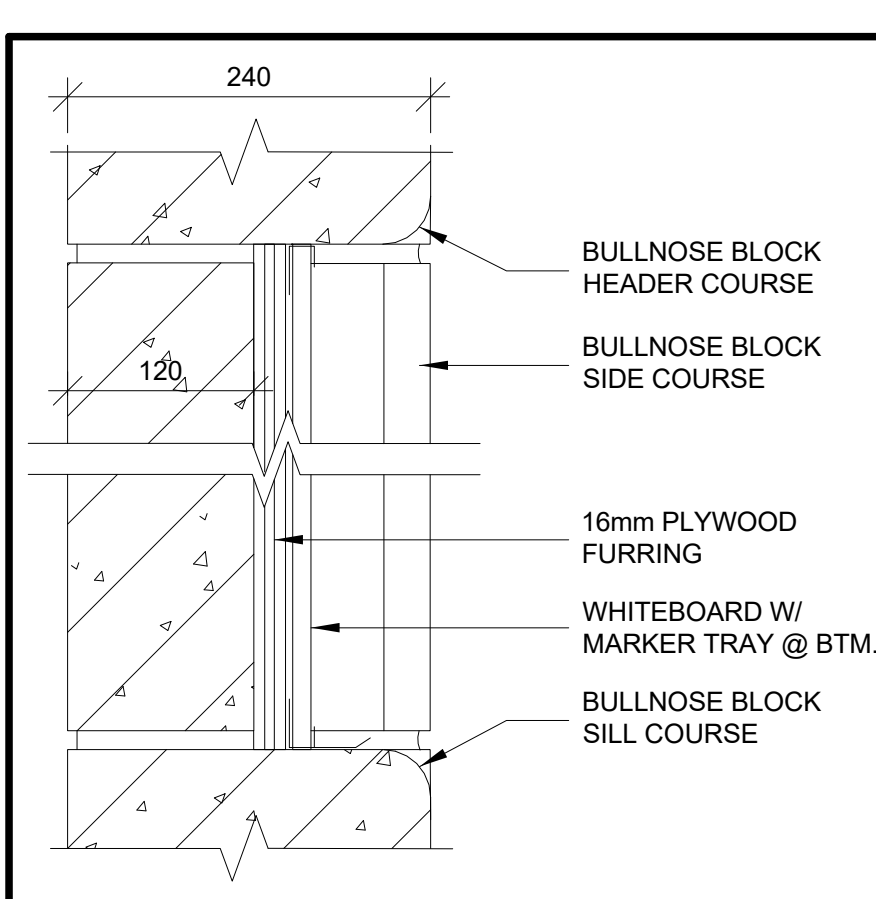
11 GYM DETAIL - RECESS FOR ELECTRICAL DEVICES
SCALE: 1:10



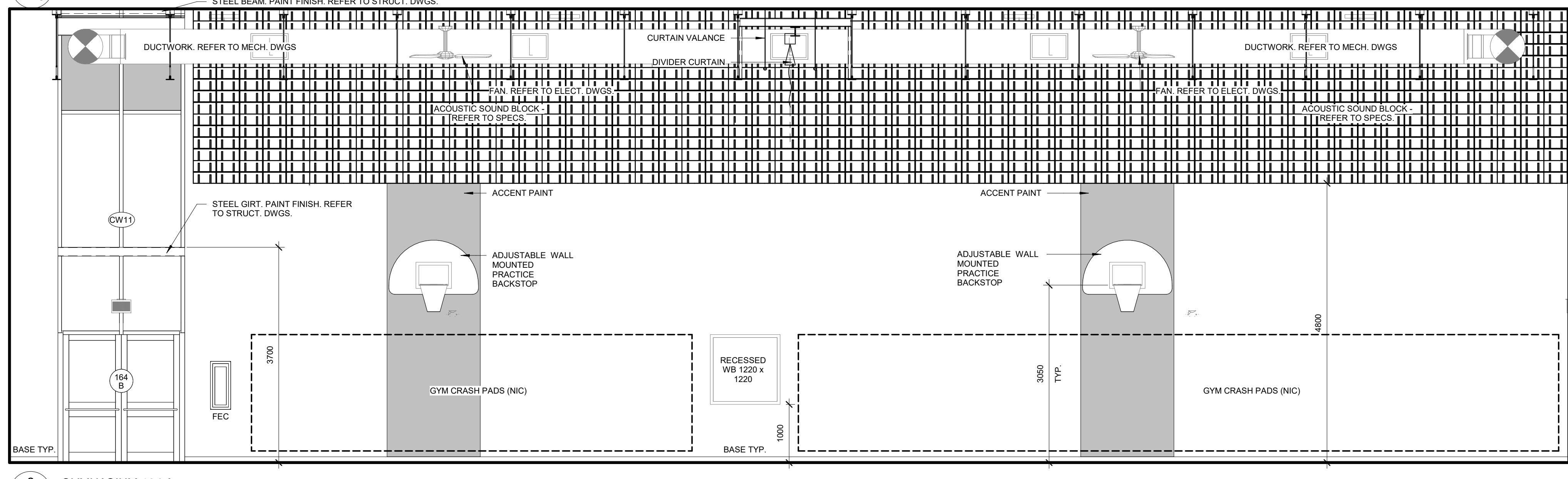
4 GYMNASIUM 164 C
SCALE: 1:50



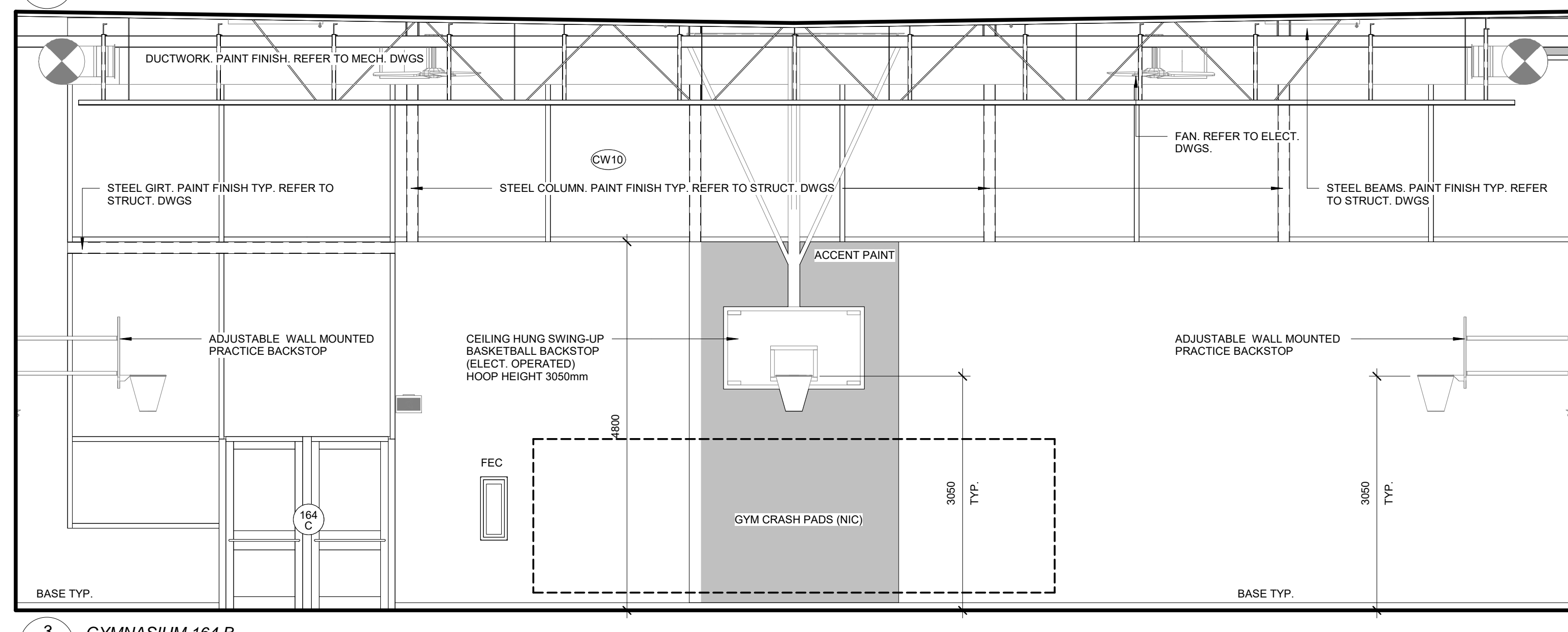
5 GYMNASIUM 164 D
SCALE: 1:50



8 GYM DETAIL - RECESSED WHITEBOARD
SCALE: 1:5



2 GYMNASIUM 164 A
SCALE: 1:50



3 GYMNASIUM 164 B
SCALE: 1:50

NO.	REVISIONS	DATE
2	ISSUED FOR TENDER	01.04.23
1	ISSUED FOR BUILDING PERMIT	08.30.22
0	ISSUED	

DRAWINGS ARE NOT TO BE SCALED. CONTRACTOR MUST CHECK AND VERIFY ALL DIMENSIONS AND CONDITIONS ON THE PROJECT AND MUST REPORT ANY DISCREPANCIES TO THE CONSULTANT BEFORE PROCEEDING WITH THE WORK. THE USE OF THIS DRAWING OR PART THEREOF IS FORBIDDEN WITHOUT THE WRITTEN APPROVAL OF THE CONSULTANT.

ONTARIO ASSOCIATION OF ARCHITECTS
No. 1902
PRES. LA LADOUÈRE
LICENCE 6600
CERTIFICATE OF PRACTICE #292

1235 WHEAT BOOM DRIVE
OWASSEE, ON

SP 1309.001/01

LEGAL DESCRIPTION:
BLOCK 41 REGISTERED PLAN 20M-1247
TOWN OF OWASSEE, REGION OF HALTON

TENDER NO. 23-007

HALTON DISTRICT SCHOOL BOARD
1115 DUNDAS ST. E.
BURLINGTON, ON. L7R 5Z7
TEL. (905) 335-3603
FAX (905) 335-3602

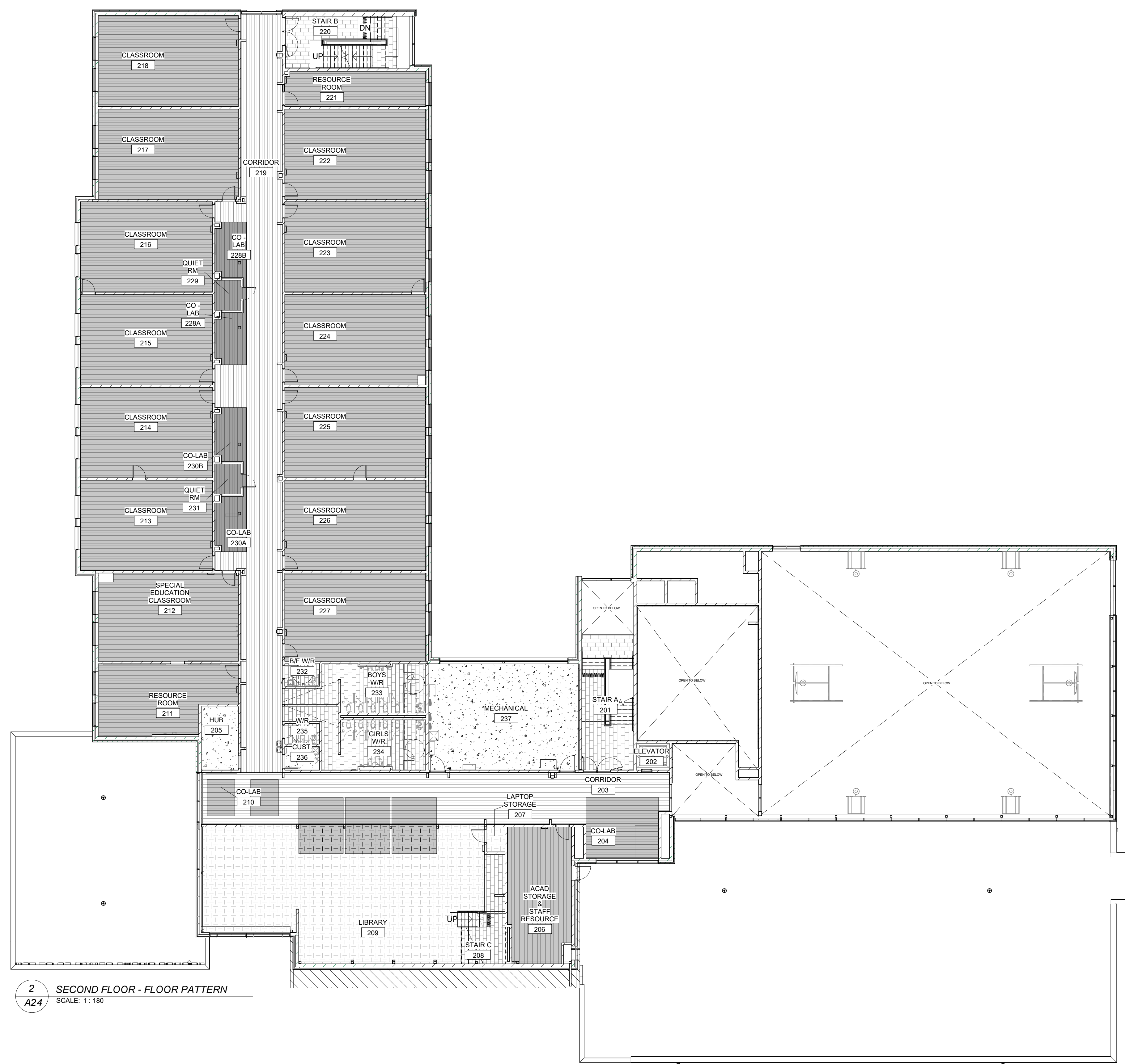
GYMNASIUM PLAN & DETAILS

HOSSACK & ASSOCIATES ARCHITECTS

SCALE	PROJECT
As Indicated	22104
DATE	JANUARY 2023
DRAWN	CC/GB
CHECKED	PL
PRINT DATE	2023-12-21 2:18:06 PM
REVIT FILE	T:\2023\15102\22104\Rev\HALTON10.rvt



1 GROUND FLOOR - FLOOR PATTERN
SCALE: 1:180



2 SECOND FLOOR - FLOOR PATTERN
SCALE: 1:180



3 THIRD FLOOR - FLOOR PATTERN
SCALE: 1:180

LEGEND
REFER TO SPECIFICATIONS

SHEET FLOORING

SF1 SF2 SF3

PORCELAIN TILE

POR1 POR2 POR3

VINYL TILE

LV11 LV12 LV13

CARPET

CPT CPT2

CONCRETE

SEAL CONCRETE - REFER TO SPECS, NOT INCLUDING STAIRS

CJ - CONTROL JOINT

FLOOR PATTERN HATCHES ARE TO BE READ IN CONJUNCTION WITH ROOM FINISH SCHEDULE TO DIFFERENTIATE BETWEEN TYPE OF FLOOR REQUIRED.

NO.	REVISIONS	DATE
2	ISSUED FOR TENDER	01.04.23
1	ISSUED FOR BUILDING PERMIT	08.30.22

DRAWINGS ARE NOT TO BE SCALED. CONTRACTOR MUST CHECK AND VERIFY ALL DIMENSIONS AND CONDITIONS ON THE PROJECT, AND MUST REPORT ANY DISCREPANCIES TO THE CONSULTANT BEFORE PROCEEDING WITH THE WORK. THE USE OF THIS DRAWING OR PART THEREOF IS FORBIDDEN WITHOUT THE WRITTEN APPROVAL OF THE CONSULTANT.



1235 WHEAT BOOM DRIVE
OXFORD, ON

LEGAL DESCRIPTION:
BLOCK 41 REGISTERED PLAN 2004-1247
TOWN OF OXFORD, REGION OF HALTON

TENDER NO. 23-007

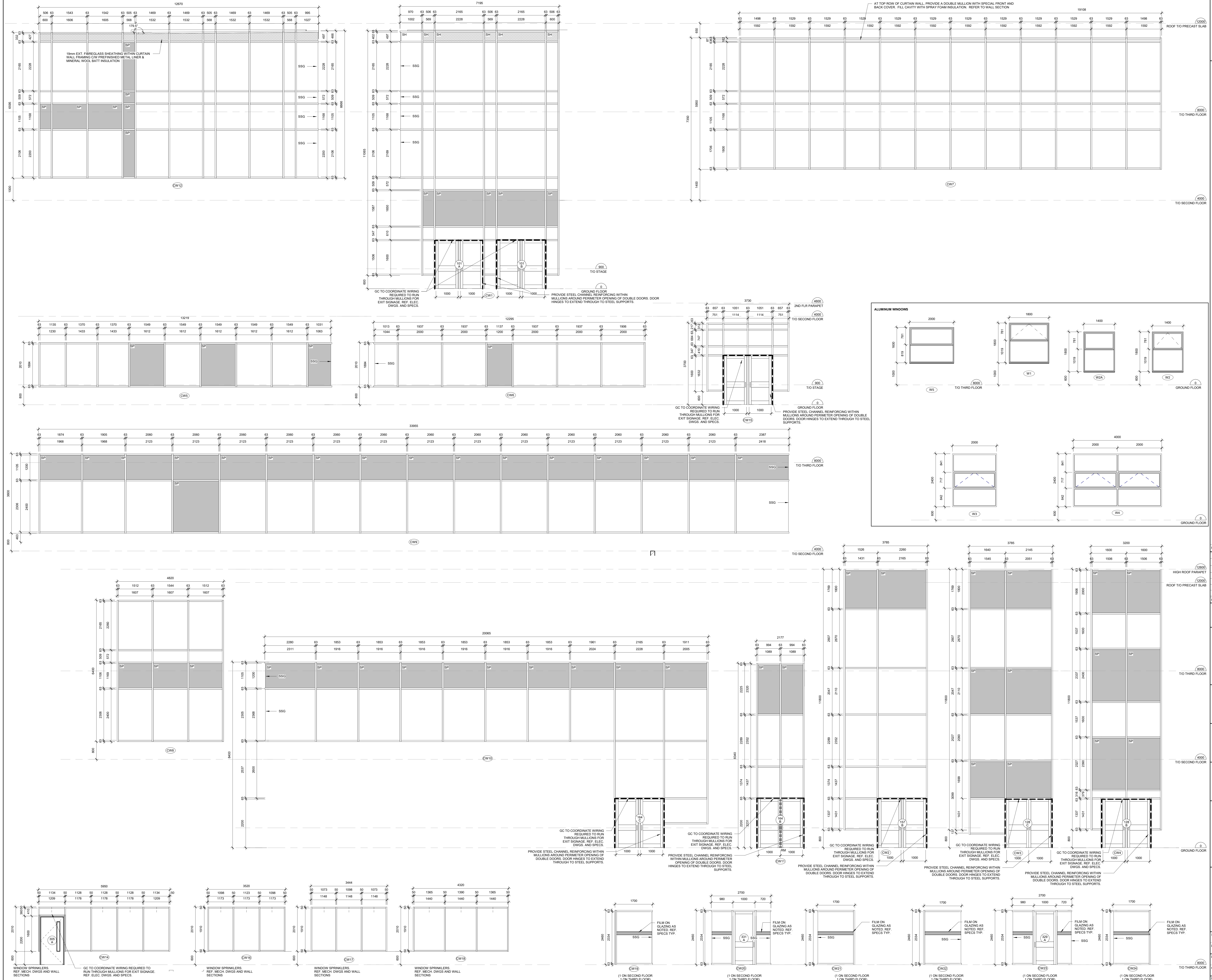
HALTON DISTRICT SCHOOL BOARD
1100 SINGLETON EDUCATION CENTRE
BURLINGTON, ON, L7R 5Z7
TEL: (905) 335-3603
FAX: (905) 335-3602

FLOOR PATTERN PLANS

HOSSACK & ASSOCIATES ARCHITECTS

4115 DUNDAS STREET E. SUITE 100
BURLINGTON, ONTARIO L7R 5Z7
TEL: (905) 335-3603 FAX: (905) 335-3602

SCALE	PROJECT
As indicated	22104
DATE	JANUARY 2023
DRAWN	CG/GB
CHECKED	PL
PRINT DATE	2023-12-21 2:18:25 PM
REVIT FILE	T:\2015\15106\02\Rev\HALTON10.RVT



- LEGEND**
- SP SPANDREL PANEL
 - SSG STRUCTURAL SILICONE GLAZED
 - GL GLASS UNIT - REFER TO SPECS.
 - FR FIRE RATED GLASS - REFER TO SPECS.
 - SH SHEATHING PANEL

GENERAL NOTE:
 REFER TO SPECIFICATIONS AND ELEVATIONS
 REFER TO FIRE SEPARATION PLANS FOR LOCATION OF FIRE RATED WALLS FOR LOCATIONS OF REQUIRED FIRE RATED GLASS
 ALL CASSETTE WINDOWS TO OPEN OUT
 REFER TO SPECIFICATIONS
 ALL SCREENS DENOTED AS "SC" ARE HOLLOW METAL. REFER TO SPECIFICATIONS, FIRE SEPARATION PLANS AND GLAZING SPECIFICATION FOR TYPE OF GLAZING REQUIRED.

NO.	REVISIONS	DATE
2	ISSUED FOR TENDER	01.04.23
1	ISSUED FOR BUILDING PERMIT	08.30.22

NO. **ISSUED** **DATE**
 DRAWINGS ARE NOT TO BE SCALED. CONTRACTOR MUST CHECK AND VERIFY ALL DIMENSIONS AND CONDITIONS ON THE PROJECT AND MUST REPORT ANY DISCREPANCIES TO THE CONSULTANT BEFORE PROCEEDING WITH THE WORK. THE USE OF THE DRAWINGS OR PART THEREOF IS FORBIDDEN WITHOUT THE WRITTEN APPROVAL OF THE CONSULTANT.



1235 WHEAT BOOM DRIVE
 OAKVILLE, ON

SP 1309.001/01
 LEGAL DESCRIPTION:
 BLOCK 41 REGISTERED PLAN 2004-1247
 TOWN OF OAKVILLE, REGION OF HALTON

TENDER NO. 23-007

HALTON DISTRICT SCHOOL BOARD
 41 W. SINGLETON EDUCATION CENTRE
 1050 CHELSEA LINE
 BURLINGTON, ON, L7R 5Z7
 TEL: (905) 335-3603
 FAX: (905) 335-3602

CURTAIN WALL, WINDOW & SCREEN SCHEDULES

HOSSACK & ASSOCIATES ARCHITECTS

1215 DUNDAS STREET WEST
 SUITE 200
 TORONTO, ONTARIO M6J 1B5
 TEL: (416) 593-8888
 FAX: (416) 593-8889

SCALE: As indicated
 PROJECT: **22104**
 DATE: JANUARY 2023
 DRAWN: CCG/B
 CHECKED: PL
 DRAWING: **A25**
 PRINT DATE: 2023-12-21 2:18:30 PM
 REVIT FILE: T:\2015\10\02\2023\HALTON\10...