



ELECTRICAL SERVICE ENTRANCE ROOM B6-12

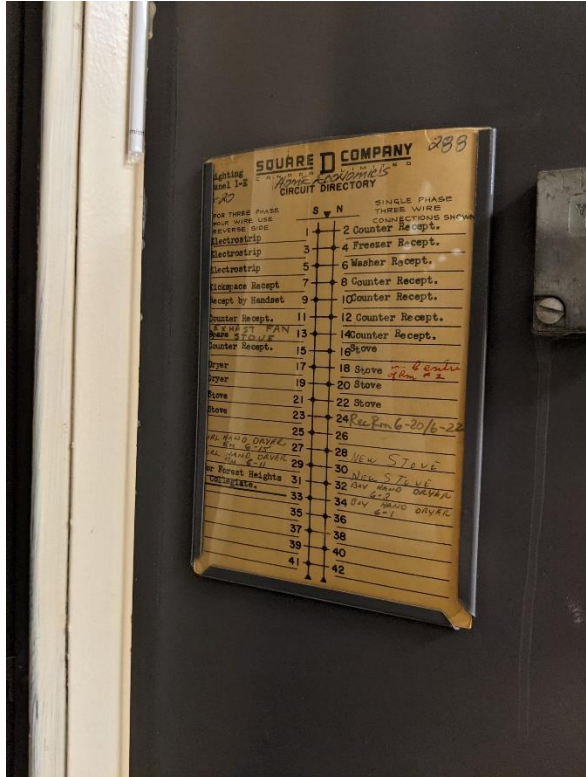


MECHANICAL ROOM B6-11




PANELS LP-2E LP-5E

FOREST HEIGHTS CI - Tender 7274-RW-22




PANEL LP-1E



PANEL LP2F



PANEL LP1D



PANEL LP2D




PANEL LP1F




LABELLED PULL BOX IN ROOM 6-22



PANEL LP2C



MECHANICAL ROOM B6-11



MECHANICAL ROOM B6-11



MECHANICAL ROOM B6-11