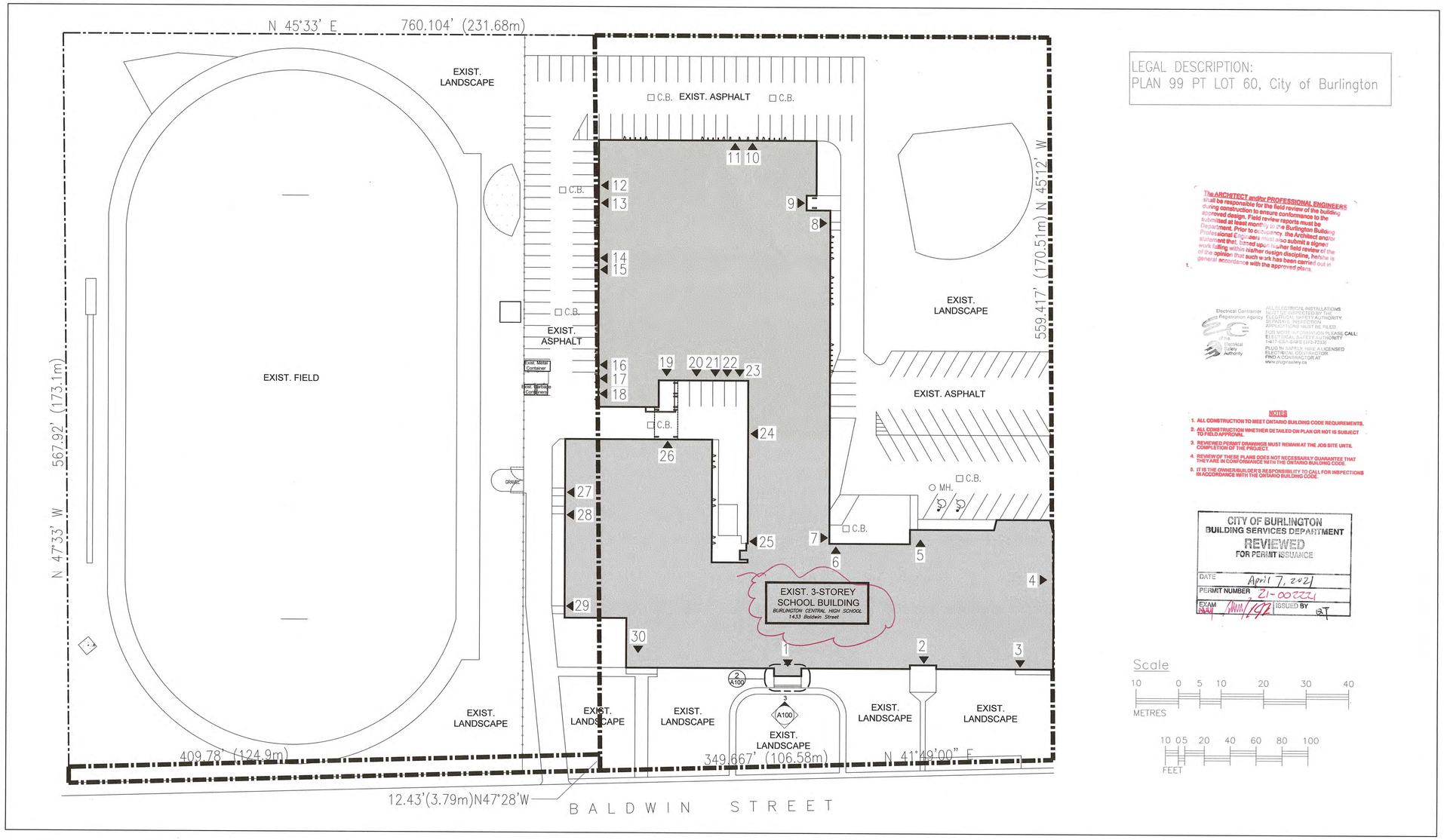

LEGAL DESCRIPTION:
PLAN 99 PT LOT 60, City of Burlington

The ARCHITECT and/or PROFESSIONAL ENGINEER shall be responsible for the field review of the building during construction to ensure conformance to the approved design. Field review reports must be submitted at least monthly to the Burlington Building Department. Prior to occupancy, the Architect and/or Professional Engineers must also submit a signed statement that, based upon his/her field review of the work falling within his/her design discipline, he/she is of the opinion that such work has been carried out in general accordance with the approved plans.

Electrical Contractor Registration Agency
Electrical Safety Authority

ALL ELECTRICAL INSTALLATIONS MUST BE INSPECTED BY THE ELECTRICAL SAFETY AUTHORITY. SEPARATE INSPECTION APPLICATIONS MUST BE FILED.
FOR MORE INFORMATION PLEASE CALL: ELECTRICAL SAFETY AUTHORITY 1-877-ESA-SAFE (372-7233)
PLUG IN SAFELY. HIRE A LICENSED ELECTRICAL CONTRACTOR. FIND A CONTRACTOR AT www.plugintosafety.ca

NOTES

1. ALL CONSTRUCTION TO MEET ONTARIO BUILDING CODE REQUIREMENTS.
2. ALL CONSTRUCTION WHETHER DETAILED ON PLAN OR NOT IS SUBJECT TO FIELD APPROVAL.
3. REVIEWED PERMIT DRAWINGS MUST REMAIN AT THE JOB SITE UNTIL COMPLETION OF THE PROJECT.
4. REVIEW OF THESE PLANS DOES NOT NECESSARILY GUARANTEE THAT THEY ARE IN CONFORMANCE WITH THE ONTARIO BUILDING CODE.
5. IT IS THE OWNER/BUILDER'S RESPONSIBILITY TO CALL FOR INSPECTIONS IN ACCORDANCE WITH THE ONTARIO BUILDING CODE.

CITY OF BURLINGTON
BUILDING SERVICES DEPARTMENT
REVIEWED
FOR PERMIT ISSUANCE
DATE April 7, 2021
PERMIT NUMBER 21-002221
EXAM ISSUED BY

Scale
METRES: 10 0 5 10 20 30 40
FEET: 10 0 5 20 40 60 80 100

1 / A100 OVERALL EXISTING SITE PLAN 1:500

3 / A100 MAIN ENTRANCE EXIST. STAIRS ELEVATION - CRACK REPAIR LOCATIONS NTS

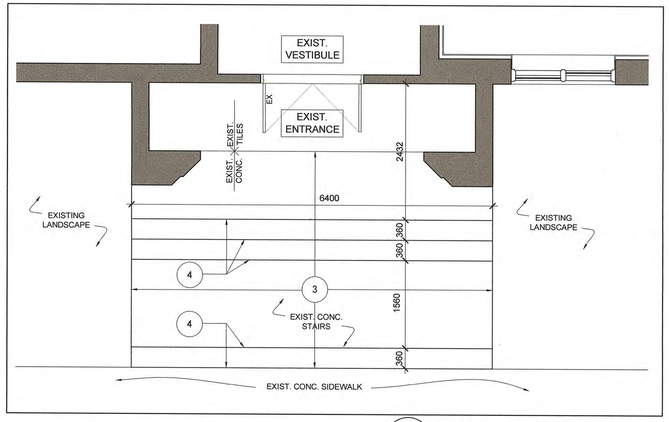

2 / A100 MAIN ENTRANCE EXIST. STAIRS - PLAN 1:50

NOTES:

REPAIR CONCRETE CRACKS AND PROVIDE CONCRETE SLAB COATING AS DESCRIBED:

1. CLEAN CONCRETE CRACKS OF LOOSE MATERIAL; SAW-CUT TO ACHIEVE THE MINIMUM WIDTH AND DEPTH RECOMMENDED BY THE MANUFACTURER FOR APPLICATION OF CRACK SEALANT (DYMONIC 100 BY TREMCO). SAW CUT NEW CONTROL JOINT AS INDICATED ON DWG.
2. PROVIDE CONCRETE CRACK SEALANT AS RECOMMENDED BY SEALANT MANUFACTURER.
3. CLEAN CONCRETE SLAB/STEPS OF LOOSE MATERIAL, DUST, LAITANCE, SURFACE FILM AND OTHER CONTAMINANTS. PREPARE SURFACE PER MANUFACTURER'S RECOMMENDATION TO RECEIVE STONWALK HD, AND STONSEAL PA7 (ALL BY STONHARD).
4. AT STAIR NOSINGS, PROVIDE ECOGLO F4 STAIR NOSING (COLOUR F4170) BY KINESIK ENGINEERED PRODUCTS, FASTENED TO THE CONCRETE PER MANUFACTURER'S RECOMMENDATIONS.

Client
Halton District School Board
2050 Guelph Line
Burlington, Ontario

BURLINGTON CENTRAL H.S. RENOVATIONS

1433 Baldwin Street
Burlington, ON

Architect
sn/der
Snyder Architects Inc.
260 King St. E, Unit A101, Toronto, ON M5A 4L5
tel. 416.966.5444 fax. 416.966.4443
www.snyderarchitects.ca

Consultants

Structural Consultants
Moon Matz Ltd.
2902 South Sheridan Way
Oakville, Ontario, L6J 7L6
Tel: 905-274-7556

Mechanical and Electrical Consultants
CK Engineering Inc.
3390 South Service Rd, Suite 302
Burlington, Ontario, L7N 3J5
Tel: 905-631-1115

ALL CONSTRUCTION TO MEET ONTARIO BUILDING CODE REQUIREMENTS.

RECEIVED
FEB 02 2021
CITY OF BURLINGTON BUILDING DEPARTMENT

Key Plan N.T.S.

Project North — True North

No.	Revisions	Date
1	ISSUED FOR BUILDING PERMIT	2021/01/25

No.	Issue	Date

General Contractor shall check and verify all dimensions and report all errors and omissions to the Architect. Do not scale the drawings. Drawings shall not be used for construction purposes until issued by the Architect for construction.

ONTARIO ASSOCIATION OF ARCHITECTS
AVINASH GARDE
LICENCE 6242

Drawing Title:
SITE PLAN

Scale: AS NOTED	Date: 01 25 2021
Drawn by:	Checked by:
Job No. 2005	Drawing No. A100

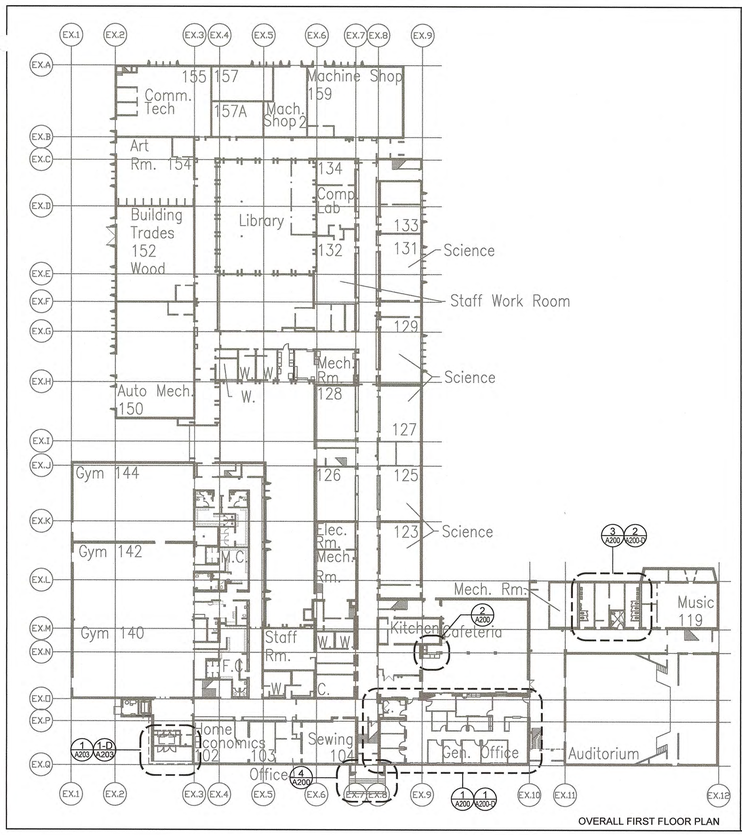

OVERALL FIRST FLOOR PLAN

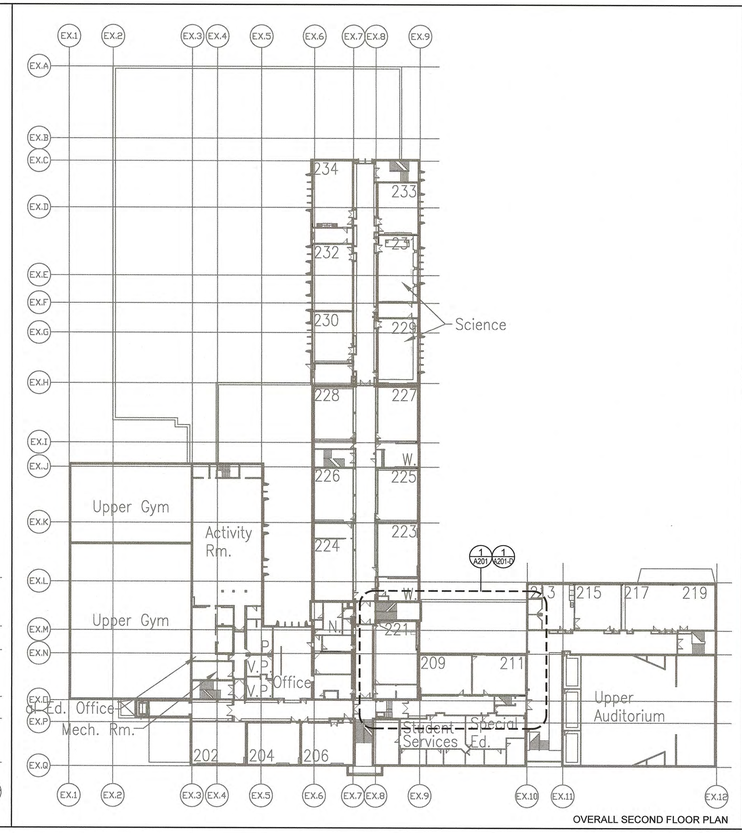

OVERALL SECOND FLOOR PLAN

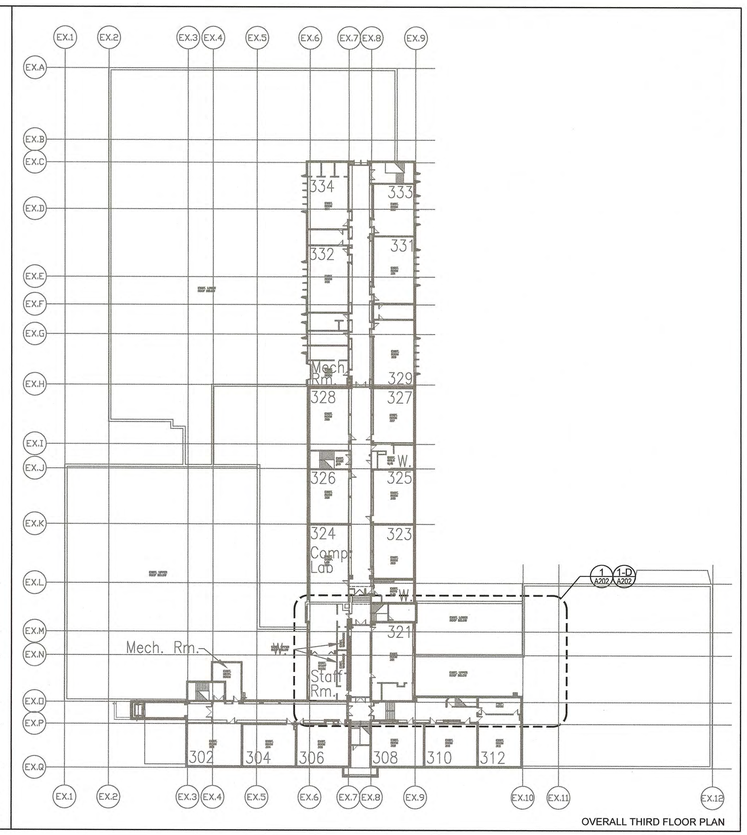

OVERALL THIRD FLOOR PLAN

1 A101 OVERALL KEY PLANS 1:500

Name of Practice:
Snyder Architects Inc.
260 King Street East, Suite A101
Toronto, Ontario M5A 4L5

Name of Project:
Burlington Central High School
Renovations

Location:
1433 Baldwin Street,
Burlington, Ontario

	Ontario Building Code Data Matrix – Part 11 – Alteration of Existing Building			BC Reference
11.1	Existing Building classification:	Describe Existing Use: School Construction Index: _N/A_ Hazard Index: _N/A_ ● Not Applicable (no change of major occupancy)		11.2.1 T 11.2.1.1A T 11.2.1.1B to N
11.2	Alteration to Existing Building is:	Basic Renovation ● Extensive Renovation O		11.3.3.1 11.3.3.2
11.3	Reduction in Performance Level:			11.4.2
		Structural: ● No	O Yes	11.4.2.1
		By Increase in occupant load: ● No	O Yes	11.4.2.2
		By change of major occupancy: ● No	O Yes	11.4.2.3
		Plumbing: ● No	O Yes	11.4.2.4
		Sewage-system: ● No	O Yes	11.4.2.5
11.4	Compensating Construction:			11.4.3
		Structural: ● No	O Yes (explain)	11.4.3.2
		Increase in occupant load: ● No	O Yes (explain)	11.4.3.3
		Change of major occupancy: ● No	O Yes (explain)	11.4.3.4
		Plumbing: ● No	O Yes (explain)	11.4.3.5
		Sewage system: ● No	O Yes (explain)	11.4.3.6
11.5	Compliance Alternatives Proposed:	● No O Yes (give number(s)) _____		11.5.1

2012 Building Code Data Matrix, Part 11

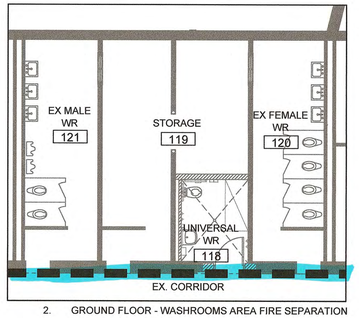

2. GROUND FLOOR - WASHROOMS AREA FIRE SEPARATION

LEGEND:

- EXIST. 1HR FIRE SEPARATION
- NEW 1 HR. FIRE SEPARATION
- NEW 1/2 HR. FIRE SEPARATION
- NEW 0 HR. FIRE SEPARATION
- EXIST. WALLS AND PARTITIONS
- NEW WALLS AND PARTITIONS

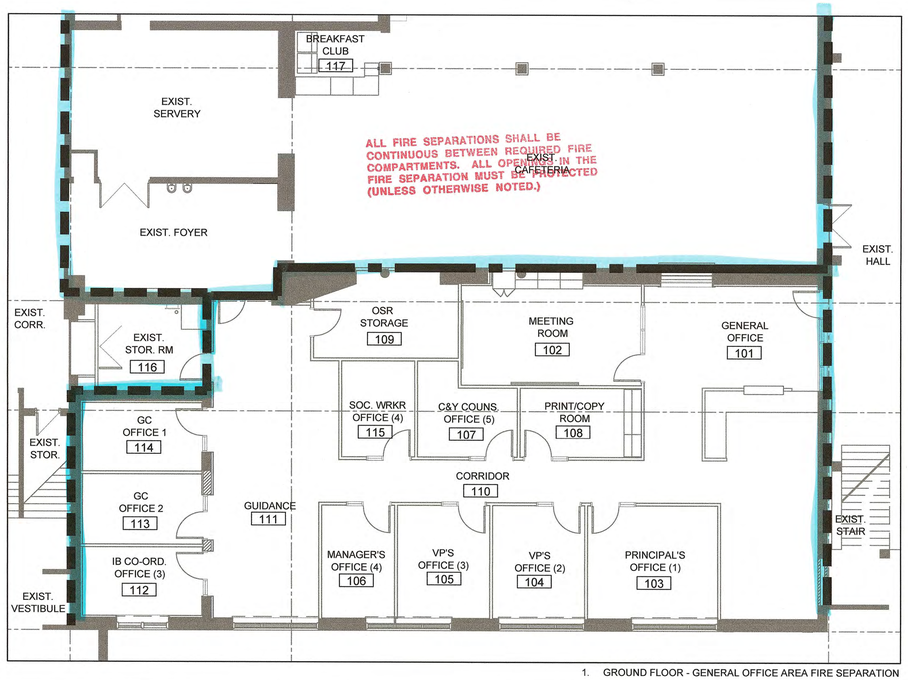

1. GROUND FLOOR - GENERAL OFFICE AREA FIRE SEPARATION

2 A101 OBC MATRIX & GROUND FLOOR RENOVATION AREAS FIRE SEPARATION 1:100

Client
Halton District School Board
2050 Guelph Line
Burlington, Ontario

BURLINGTON CENTRAL H.S. RENOVATIONS

1433 Baldwin Street
Burlington, ON

Architect
snyder
Snyder Architects Inc.
260 King St. E, Unit A101, Toronto, ON M5A 4L5
tel. 416.966.5444 fax. 416.966.4443
www.snyderarchitects.ca

Consultants

Structural Consultants
Moon Matz Ltd.
2902 South Sheridan Way
Oakville, Ontario, L6J 7L6
Tel: 905-274-7556

Mechanical and Electrical Consultants
CK Engineering Inc.
3390 South Service Rd, Suite 302
Burlington, Ontario, L7N 3J5
Tel: 905-631-1115

ALL CONSTRUCTION TO MEET ONTARIO BUILDING CODE REQUIREMENTS.

RECEIVED
FEB 0 2 2021
CITY OF BURLINGTON BUILDING DEPARTMENT

Key Plan N.T.S.

Project North — True North

No.	Revisions	Date
1	ISSUED FOR BUILDING PERMIT	2021/01/25

No.	Issue	Date

General Contractor shall check and verify all dimensions and report all errors and omissions to the Architect. Do not scale the drawings. Drawings shall not be used for construction purposes until issued by the Architect for construction.

ONTARIO ASSOCIATION OF ARCHITECTS
AVINASH GARDE
LICENCE 6242

Drawing Title:

KEY PLANS AND OBC MATRIX

Scale: AS NOTED	Date: 01 25 2021
Drawn by:	Checked by:
Job No. 2005	Drawing No. A101

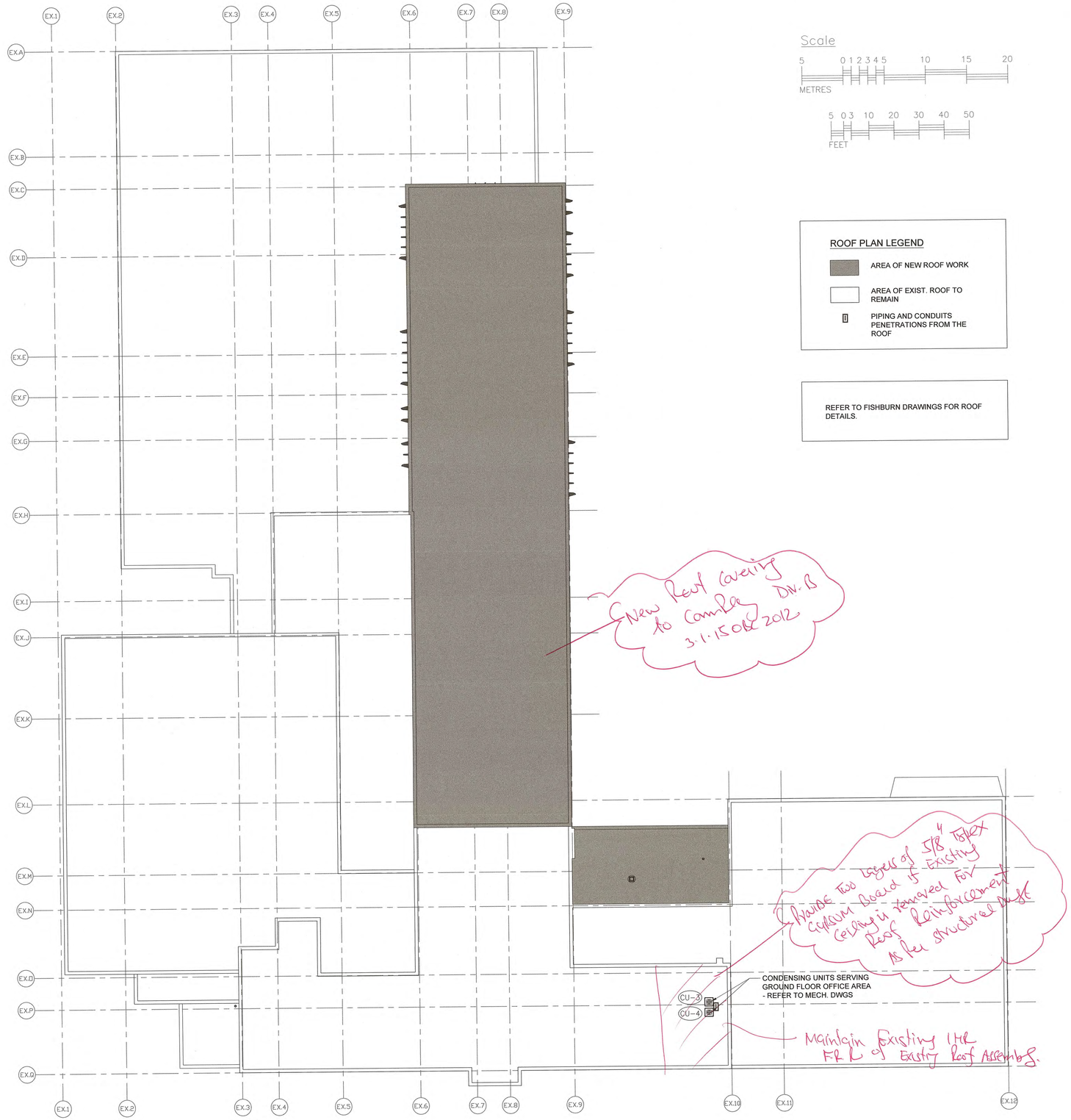

Scale

5 0 1 2 3 4 5 10 15 20

METRES

5 0 3 10 20 30 40 50

FEET

ROOF PLAN LEGEND

- AREA OF NEW ROOF WORK
- AREA OF EXIST. ROOF TO REMAIN
- PIPING AND CONDUITS PENETRATIONS FROM THE ROOF

REFER TO FISHBURN DRAWINGS FOR ROOF DETAILS.

Client
Halton District School Board
2050 Guelph Line
Burlington, Ontario

BURLINGTON CENTRAL H.S. RENOVATIONS

1433 Baldwin Street
Burlington, ON

Architect

sn/der
Snyder Architects Inc.
260 King St. E, Unit A101, Toronto, ON M5A 4L5
tel. 416.966.5444 fax. 416.966.4443
www.snyderarchitects.ca

Consultants

Structural Consultants
Moon Matz Ltd.
2902 South Sheridan Way
Oakville, Ontario, L6J 7L6
Tel: 905-274-7556

Mechanical and Electrical Consultants
CK Engineering Inc.
3390 South Service Rd, Suite 302
Burlington, Ontario, L7N 3J5
Tel: 905-631-1115

ALL CONSTRUCTION TO MEET ONTARIO BUILDING CODE REQUIREMENTS.

RECEIVED
FEB 02 2021
CITY OF BURLINGTON
BUILDING DEPARTMENT

Key Plan N.T.S.

N — Project North

N — True North

No.	Revisions	Date

No.	Issue	Date
1	ISSUED FOR BUILDING PERMIT	2021/01/25

General Contractor shall check and verify all dimensions and report all errors and omissions to the Architect. Do not scale the drawings. Drawings shall not be used for construction purposes until issued by the Architect for construction.

ONTARIO ASSOCIATION OF ARCHITECTS
AVINASH GARDE
LICENCE
6242

Drawing Title:

OVERALL ROOF PLAN

Scale:	1:250	Date:	01 25 2021
Drawn by:		Checked by:	
Job No.	2005	Drawing No.	A102

NEW INTERIOR WALL AND PARTITION TYPES:

- PW1 — 15.9mm GYPSUM BOARD (GB-AR) ON BOTH SIDES OF 92 METAL STUDS 400mm O.C. FILLED WITH 89mm THICK MINERAL BATT INSULATION
- PW1R — 1 LAYER OF15.9mm SHEETROCK FIRECODE CORE GYPSUM PANELS ON BOTH SIDES OF 92mm STEEL STUDS 610mm O.C. - ALL THE WAY UP TO THE STRUCTURE, ALL JOINTS FINISHED - ULC Des W453
- PW2 — 15.9mm GYPSUM BOARD (GB-AR) ON 22mm METAL FURRING 400mm O.C.
- PW3 — 15.9mm GYPSUM BOARD (GB-AR) ON 64mm METAL STUDS 400mm O.C.
- PW4 — 90mm FILL-IN BRICK WALL
- PW5 — 90mm CONCRETE MASONRY UNIT WALL
- PW6 — 140mm CONCRETE MASONRY UNIT WALL
- PW7 — 190mm CONCRETE MASONRY UNIT WALL
- PW8 — 290mm CONCRETE MASONRY UNIT WALL

LEGEND

- EXISTING WALLS TO REMAIN
- NEW MASONRY WALL
- NEW STUD PARTITION
- AREA OF TERRAZZO FLOOR FILL-IN & REPAIR
- EX — EXISTING DOOR TO REMAIN
- 123 — NEW DOOR AND FRAME - REFER TO THE DOOR SCHEDULE
- S03 — NEW SCREEN
- W1 — NEW WINDOW
- FD — EXIST. FLOOR DRAIN TO REMAIN
- FD — NEW FLOOR DRAIN - REFER TO MECH. DWGS
- MB — NEW MARKER BOARD
- TB — NEW TACK BOARD
- S.S. — STAINLESS STEEL
- EX — EXISTING

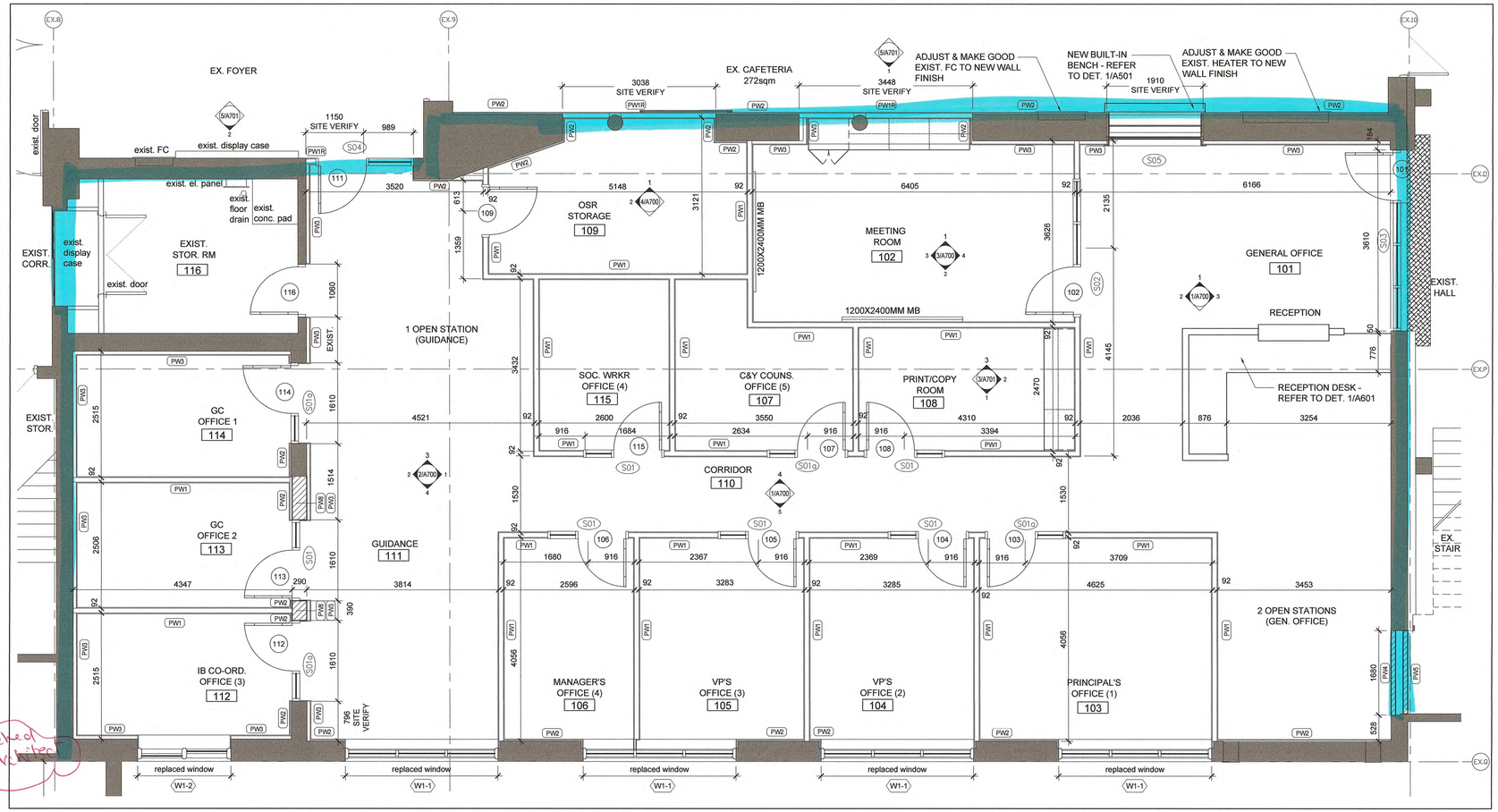

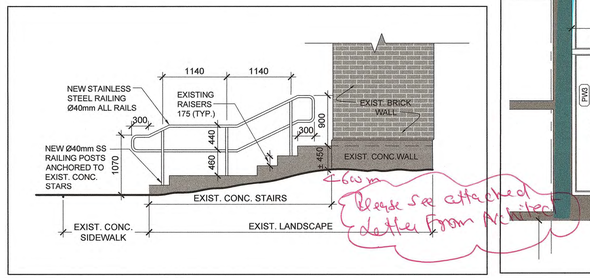

Please see attached letter from Architect

5 A200 MAIN ENTRANCE - NEW RAILING SIDE ELEVATION 1:50

1 A200 GROUND FLOOR - NEW OFFICE AREA LAYOUT 1:50

1hr Fire Separation

ALL FIRE SEPARATIONS SHALL BE CONTINUOUS BETWEEN REQUIRED FIRE COMPARTMENTS. ALL OPENINGS IN THE FIRE SEPARATION MUST BE PROTECTED (UNLESS OTHERWISE NOTED.)

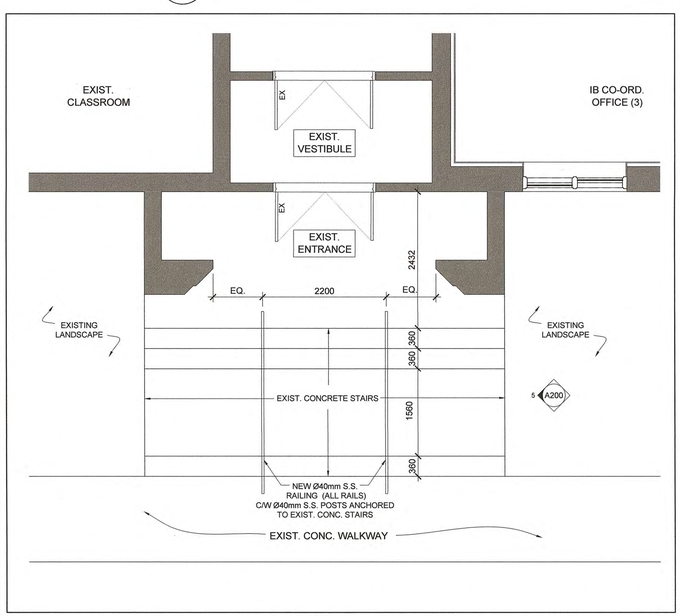

4 A200 EXISTING STAIRS @ MAIN ENTRANCE - NEW RAILING - PLAN 1:50

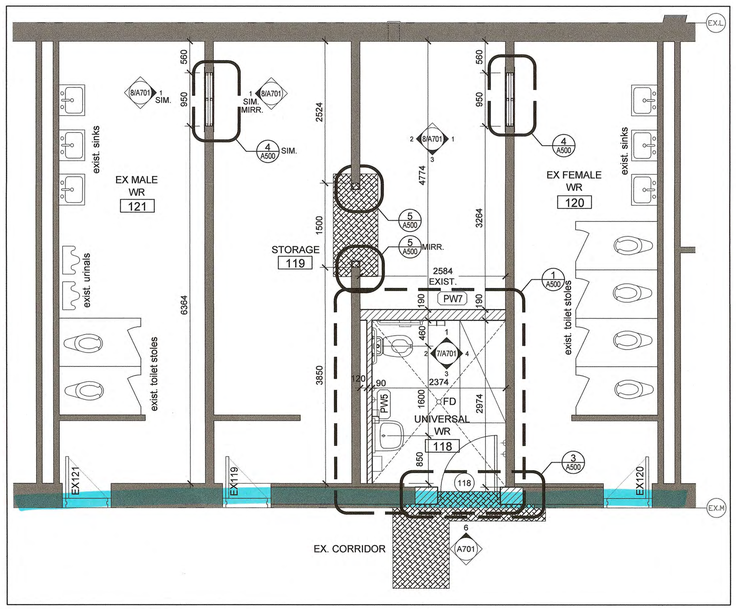

3 A200 GROUND FLOOR - NEW UNIVERSAL WASHROOM 1:50

See attached letter from Architect

NOTE:
ALL DIMENSIONS TO BE SITE VERIFIED.

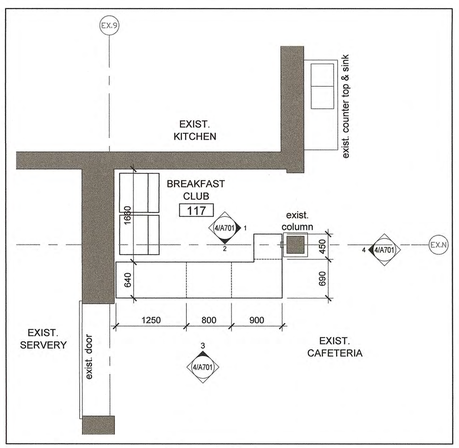

2 A200 GROUND FLOOR - BREAKFAST CLUB AREA 1:50

FIRE PROOFING NOTES:

1. FIRE STOP AT ALL CORRIDOR PENETRATIONS NEW AND EXISTING. MAINTAIN EXISTING FIRE SEPARATIONS. ASSUME EXISTING CORRIDORS ARE 1HOUR RATED. PROVIDE FLANGES ON DUCT PENETRATIONS AND FIRE DUMPERS AT CORRIDOR WALL FOR NEW DUCTS.
2. PROVIDE FIRESTOP & SEAL AT ALL FIRE SEPARATIONS THAT TERMINATE AT EXTERIOR WALLS.
3. ENSURE REQUIRED RATING WITH CMU; GROUT SOLID WHERE NECESSARY.
4. SEAL TOP OF FIRE SEPARATION WITH FIRE STOPPING, OR ULC RATED ASSEMBLY OF SAME RATING AS THE FIRE SEPARATION.
5. SPRAY ALL NEW BEAMS, COLUMNS SUPPORTING FLOOR ASSEMBLY W/ 1 HOUR FRR SPRAY FIREPROOFING EXCEPT WHERE INTUMESCENT PAINT IS SPECIFIED (ALL EXPOSED STRUCTURAL STEEL ELEMENTS).
6. PRIME ALL LINTELS.
7. PROVIDE FIRE PROOFING PRODUCTS AS LISTED IN THE ULC/ cUL NOTED, OR APPROVED EQUIVALENT.

GENERAL FLOOR FINISH NOTES:

1. TRANSITION STRIP IN EVERY CHANGE OF MATERIAL.
2. ALL TRANSITIONS BETWEEN DIFFERING MATERIALS TO BE FLUSH.
3.
4. ALL FLOOR FINISH TRANSITIONS TO MEET UNDER DOOR (WHERE DOOR OCCURS).
5.
6. ALL TERRAZZO IN-FILLS TO EXTEND TO NEXT METAL STRIP.
7. CONTROL JOINT IN TILING SYSTEM EVERY 10 METERS.
8. ALL EXISTING BASE TO BE REMOVED PRIOR TO NEW BASE INSTALLATION.
9. REFER TO DRAWING A800 FOR ROOM FINISH SCHEDULE.

Barrier free doorways and doors shall comply to Div. B. 3.8.3.3. OBC 2012 and maintain unobstructed barrier free path of travel min 1100 mm as per Div. B. 3.8.1.3. OBC 2012.

Client
Halton District School Board
2050 Guelph Line
Burlington, Ontario

BURLINGTON CENTRAL H.S. RENOVATIONS

1433 Baldwin Street
Burlington, ON

Architect
snyder
Snyder Architects Inc.
260 King St. E. Unit A101, Toronto, ON M5A 4L5
tel. 416.966.5444 fax. 416.966.4443
www.snyderarchitects.ca

Consultants

Structural Consultants
Moon Matz Ltd.
2902 South Sheridan Way
Oakville, Ontario, L6J 7L6
Tel: 905-274-7556

Mechanical and Electrical Consultants
CK Engineering Inc.
3390 South Service Rd, Suite 302
Burlington, Ontario, L7N 3J5
Tel: 905-631-1115

ALL CONSTRUCTION TO MEET ONTARIO BUILDING CODE REQUIREMENTS.

RECEIVED
FEB 02 2021
CITY OF BURLINGTON BUILDING DEPARTMENT

Key Plan N.T.S.

Project North — True North

No.	Revisions	Date
1	ISSUED FOR BUILDING PERMIT	2021/01/25

No.	Issue	Date

General Contractor shall check and verify all dimensions and report all errors and omissions to the Architect. Do not scale the drawings. Drawings shall not be used for construction purposes until issued by the Architect for construction.

ONTARIO ASSOCIATION OF ARCHITECTS
AVINASH GARDE
LICENCE 6242

Drawing Title:
FIRST FLOOR NEW LAYOUTS

Scale: AS NOTED | Date: 01 25 2021
Drawn by: | Checked by:
Job No. 2005 | Drawing No. A200

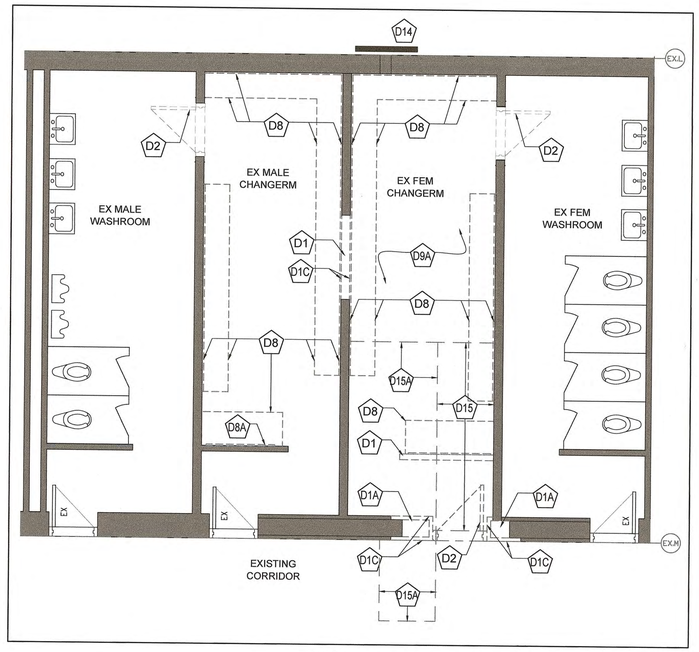

2 A200-D GROUND FLOOR - WASHROOMS AREA DEMOLITION PLAN
1:50

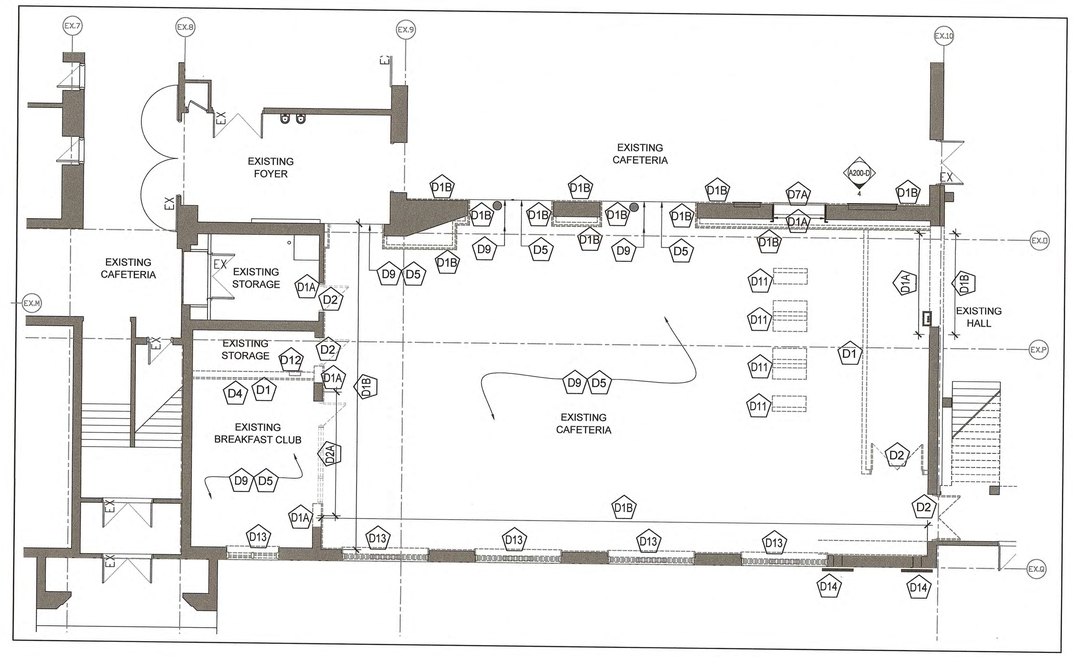

1 A200-D GROUND FLOOR - NEW OFFICE AREA DEMOLITION PLAN
1:100



4 A200-D GROUND FLOOR - CAFETERIA WALL ELEVATION
NTS

DEMOLITION NOTES:

D1 REMOVE AND DISPOSE EXISTING MASONRY WALL, PARTITION WALL AND/OR CHASE WALL (FULL HEIGHT) C/W ALL ASSOCIATED AND/OR ATTACHED COMPONENTS. CAP TERMINATED SERVICES, OR PREPARE FOR RELOCATION - REFER TO MECHANICAL AND ELECTRICAL DRAWINGS FOR DETAILS. REPAIR AND MAKE GOOD ALL SURFACES. MAKE READY TO RECEIVE PROPOSED WORK.

D1A REMOVE AND DISPOSE EXISTING MASONRY WALL FOR NEW DOOR AND/OR SCREEN OPENING. REMOVE ASSOCIATED AND/OR ATTACHED COMPONENTS. CAP TERMINATED SERVICES, OR PREPARE FOR RELOCATION - REFER TO MECHANICAL AND ELECTRICAL DRAWINGS FOR DETAILS. MAKE GOOD ALL SURFACES & READY TO RECEIVE NEW WORK. FOR NEW DOOR OPENING TOOTH SAW-CUT DETAIL REFER TO DWG 5/A800.

D1B REMOVE AND DISPOSE EXISTING WALL WOOD PANELING WITH SUPPORTING FRAMING, AND ALL ASSOCIATED OR ATTACHED COMPONENTS. MAKE GOOD ALL SURFACES & READY TO RECEIVE NEW WORK.

D1C SAW-CUT BACK 600mm OF GLAZED BLOCK CLADDING. MAKE GOOD ALL SURFACES, EDGES & READY TO RECEIVE NEW WORK.

D2 REMOVE AND DISPOSE EXISTING DOOR AND FRAME/SCREEN C/W ALL ASSOCIATED COMPONENTS AND/OR ATTACHED COMPONENTS. MAKE GOOD AND READY TO RECEIVE PROPOSED WORK.

D2A REMOVE AND DISPOSE EXISTING DOOR AND FRAME/SCREEN C/W ALL ASSOCIATED COMPONENTS AND/OR ATTACHED COMPONENTS. REMOVE ADDITIONAL WOOD PANELING AND CANOPY ABOVE THE SCREEN. MAKE GOOD AND READY TO RECEIVE PROPOSED WORK.

D3 REMOVE AND DISPOSE, OR REMOVE AND RELOCATE (REFER TO MECHANICAL AND ELECTRICAL DRAWINGS FOR MORE DETAILS) ALL EXISTING FIXTURES AND FITTINGS IN THIS AREA. CAP ABANDONED SERVICES AND MAKE GOOD. PATCH MASONRY, LEAVE SURFACE CLEAR AND READY TO RECEIVE PROPOSED WORK.

D4 REMOVE EXISTING CHALKBOARD, MARKER BOARD, OR TACK BOARD INCLUDING ADHESIVE. MAKE GOOD (INCLUDE FILLING IN DAMAGED BLOCK & PATCHING) & READY TO RECEIVE NEW WORK.

D5 REMOVE EXISTING VCT FLOORING INCLUDING ADHESIVE. PREPARE SURFACE TO RECEIVE NEW FLOOR FINISH - REFER TO FLOOR FINISH & ROOM FINISH SCHEDULE DRAWINGS.

D6 REMOVE EXISTING FLOORING, CUT AND REMOVE EXISTING CONC. SLAB WITH ITS SUB-BASE FOR THE PURPOSE OF REMOVING EXISTING, OR PLACING NEW SERVICES. REFER TO DWG A501, AND MECH. DWGS FOR MORE INFO.

D7 REMOVE AND DISPOSE EXISTING DISPLAY CASE. MAKE GOOD WALL & FLOOR (INCLUDE FILLING IN DAMAGED AREAS & MASONRY PATCHING) AND READY TO RECEIVE NEW WORK.

D7A REMOVE AND DISPOSE EXISTING BUILT-IN DISPLAY CASE WITH GLAZING & ALL ASSOCIATED COMPONENTS (REFER TO EL. & MECH. DWGS. FOR MORE INFO). REMOVE PARTIALLY EXISTING WALL DIRECTLY BELOW THE EXISTING DISPLAY CASE TO THE FLOOR TO PROVIDE SPACE FOR NEW BUILT-IN BENCH. MAKE GOOD & READY TO RECEIVE NEW WORK. INCLUDE FOR FILLING & PATCHING DAMAGED MASONRY .

D8 REMOVE EXISTING MILLWORK WITH SUPPORTING FRAMING, AND ALL ASSOCIATED COMPONENTS. MAKE GOOD AND PREPARE TO RECEIVE NEW FINISHES. ALLOW FOR FILL IN OF DAMAGED MASONRY WALL.

D8A REMOVE EXISTING MIRROR WITH SUPPORTING BACKING, AND ALL ASSOCIATED COMPONENTS. MAKE GOOD AND PREPARE TO RECEIVE NEW PAINT. ALLOW FOR FILL IN OF DAMAGED MASONRY WALL.

ALL FIRE SEPARATIONS SHALL BE CONTINUOUS BETWEEN REQUIRED FIRE COMPARTMENTS. ALL OPENINGS IN THE FIRE SEPARATION MUST BE PROTECTED (UNLESS OTHERWISE NOTED.)

D9 REMOVE EXISTING TWO CEILING LAYERS: (CEILING TILES & GRID) WITH BULKHEADS AND ALL ASSOCIATED COMPONENTS (REFER TO MECH. & EL. DWGS), AND WOOD PANELS - SECOND CEILING ABOVE. MAKE GOOD & PREPARE THE AREA FOR NEW WORK. Do not remove Fire Rated Assembly If Existing

D9A REMOVE EXISTING TWO CEILING LAYERS: (CEILING TILES & GRID) WITH BULKHEADS AND ALL ASSOCIATED COMPONENTS (REFER TO MECH. & EL. DWGS), AND GLUED ON BOARD CEILING TILES - SECOND CEILING ABOVE. MAKE GOOD & PREPARE THE AREA FOR NEW WORK.
↳ Maintain Existing Floor Fire Separation

D11 REMOVE EXISTING ANCHORED BENCHES AND MAKE GOOD.

D12 REMOVE @ RELOCATE EXISTING ELECTRICAL PANEL - REFER TO ELECTR. DWGS

D13 REMOVE EXIST. EXISTING WINDOW AND WINDOW SILL. MAKE GOOD AND READY FOR INSTALLATION OD NEW WINDOW AND WINDOW SILL.

D14 CUT OPENING IN EXISTING EXTERIOR WALL TO PROVIDE MECHANICAL DUCT PENETRATION AND GRILLE. REFER TO MECH. AND STRUCTURAL DWGS.

D15 REMOVE EXISTING TERRAZZO FLOORING AND PREPARE THE SURFACE TO RECEIVE NEW CONC. TOPPING. INCLUDE FOR EXCAVATION FOR SANITARY LINE CONNECTIONS - REFER TO MECH. DWGS.

D15A REMOVE EXISTING TERRAZZO FLOORING, SLAB & SUB-GRADE FOR NEW SANITARY CONNECTIONS - REFER TO MECH. DWGS. RE-INSTATE THE SLAB AFTER COMPLETION OF WORK & PREPARE THE SURFACE TO RECEIVE NEW FLOOR FINISH.

GENERAL DEMOLITION NOTES:

1. REFER TO SPECS & ABATEMENT REPORT REGARDING DESIGNATED SUBSTANCES REMOVAL.

ALTERATION TO EXISTING AREA LEGEND:

EXISTING WALL, DOOR, SCREEN OR OTHER COMPONENT (MILLWORK, PLUMBING FIXTURE, MECHANICAL & ELECTRICAL EQUIPMENT) TO BE REMOVED/DEMOLISHED

EXISTING CEILING TILES W/GRID & BULKHEADS, LIGHTS AND OTHER COMPONENTS TO BE REMOVED. REFER TO MECH. & EL. DWGS FOR MORE INFO.

EXISTING WALLS TO REMAIN

EXISTING SCREEN TO REMAIN

EXISTING DOOR TO REMAIN

EXISTING GRIDLINE

NEW PENETRATION IN THE EXISTING WALL - REFER TO MECH. DWGS

PIPING AND CONDUITS PENETRATIONS FROM THE ROOF

Client
Halton District School Board
2050 Guelph Line
Burlington, Ontario

BURLINGTON CENTRAL H.S. RENOVATIONS

1433 Baldwin Street
Burlington, ON

Architect
snyder
Snyder Architects Inc.
260 King St. E, Unit A101, Toronto, ON M5A 4L5
tel. 416.966.5444 fax. 416.966.4443
www.snyderarchitects.ca

Consultants

Structural Consultants
Moon Matz Ltd.
2902 South Sheridan Way
Oakville, Ontario, L6J 7L6
Tel: 905-274-7556

Mechanical and Electrical Consultants
CK Engineering Inc.
3390 South Service Rd, Suite 302
Burlington, Ontario, L7N 3J5
Tel: 905-631-1115

ALL CONSTRUCTION TO MEET ONTARIO BUILDING CODE REQUIREMENTS.

RECEIVED
FEB 02 2021
CITY OF BURLINGTON
BUILDING DEPARTMENT

Key Plan N.T.S.

Project North — True North

No.	Revisions	Date
1	ISSUED FOR BUILDING PERMIT	2021/01/25

No.	Issue	Date

General Contractor shall check and verify all dimensions and report all errors and omissions to the Architect. Do not scale the drawings. Drawings shall not be used for construction purposes until issued by the Architect for construction.

ONTARIO ASSOCIATION OF ARCHITECTS
AVNASH GARDE
LICENCE 6242

Drawing Title:

FIRST FLOOR DEMOLITION PLANS

Scale: AS NOTED	Date: 01 25 2021
Drawn by:	Checked by:
Job No. 2005	Drawing No. A200-D

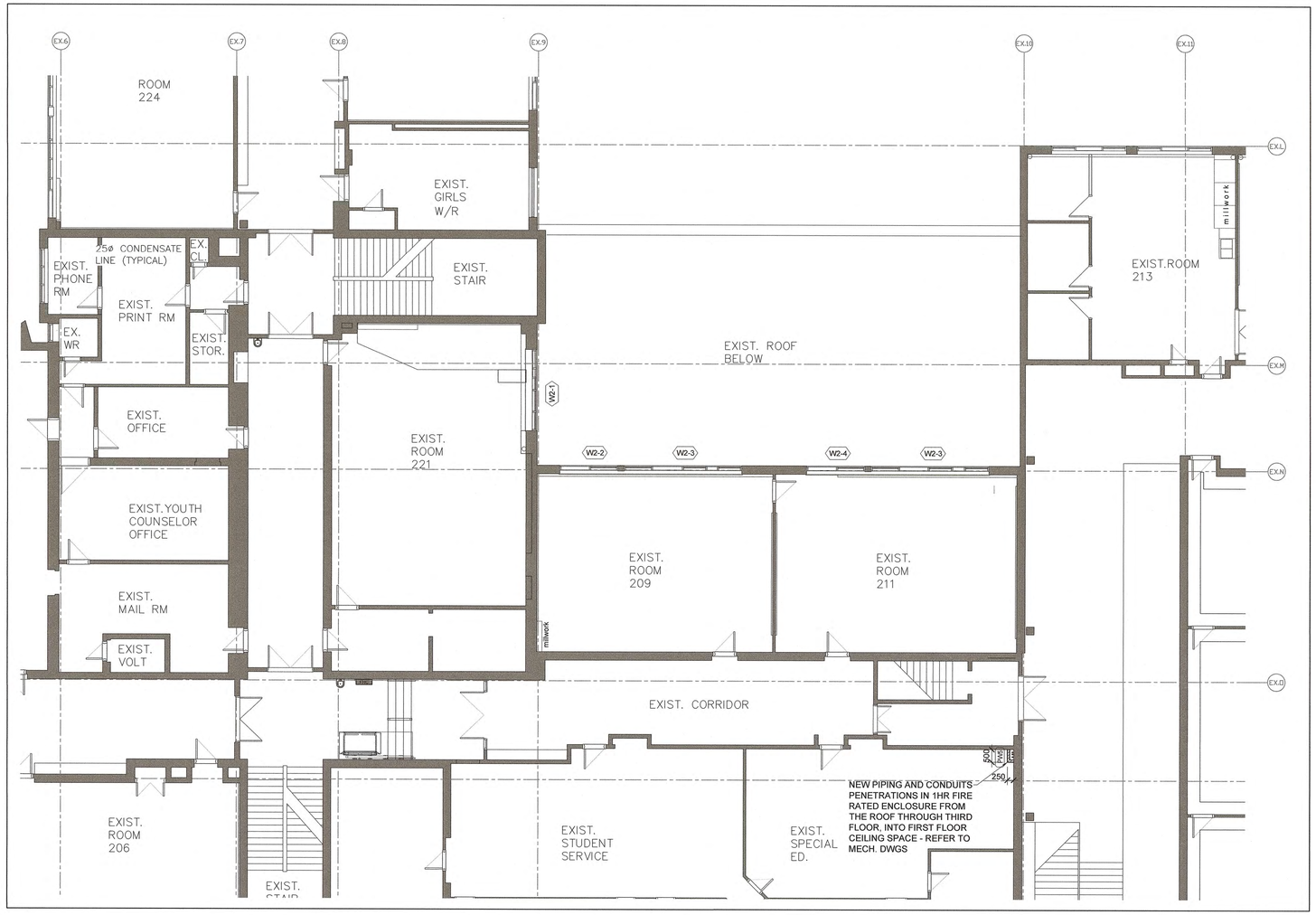

1 / A201 PART OF SECOND FLOOR PLAN - SOUTH WING - NORTH/EAST PART
1:100

FIRE PROOFING NOTES:

1. FIRE STOP AT ALL SLAB PENETRATIONS. MAINTAIN EXISTING FIRE SEPARATIONS.
2. GROUT SOLID WHERE NECESSARY.
3. PRIME & PAINT ALL LINTELS.
4. PROVIDE FIRE PROOFING PRODUCTS AS LISTED IN THE ULC/ cUL .

FLOOR PLAN LEGEND

- EXISTING WALLS TO REMAIN
- EXISTING DOOR TO REMAIN
- EXISTING WINDOW
- W2-0 NEW WINDOW

Client
Halton District School Board
2050 Guelph Line
Burlington, Ontario

BURLINGTON CENTRAL H.S. RENOVATIONS

1433 Baldwin Street
Burlington, ON

Architect
sn/der
Snyder Architects Inc.
260 King St. E, Unit A101, Toronto, ON M5A 4L5
tel. 416.966.5444 fax. 416.966.4443
www.snyderarchitects.ca

Consultants

Structural Consultants
Moon Matz Ltd.
2902 South Sheridan Way
Oakville, Ontario, L6J 7L6
Tel: 905-274-7556

Mechanical and Electrical Consultants
CK Engineering Inc.
3390 South Service Rd, Suite 302
Burlington, Ontario, L7N 3J5
Tel: 905-631-1115

ALL CONSTRUCTION TO MEET ONTARIO BUILDING CODE REQUIREMENTS.

RECEIVED
FEB 02 2021
CITY OF BURLINGTON
BUILDING DEPARTMENT

Key Plan N.T.S.

Project North — True North

No.	Revisions	Date
1	ISSUED FOR BUILDING PERMIT	2021/01/25
No.	Issue	Date

General Contractor shall check and verify all dimensions and report all errors and omissions to the Architect. Do not scale the drawings. Drawings shall not be used for construction purposes until issued by the Architect for construction.

ONTARIO ASSOCIATION OF ARCHITECTS
AVINASH GARDE
LICENCE
6242

Drawing Title:

SECOND FLOOR PLAN
SOUTH WING

Scale: AS NOTED	Date: 01 25 2021
Drawn by:	Checked by:
Job No. 2005	Drawing No. A201

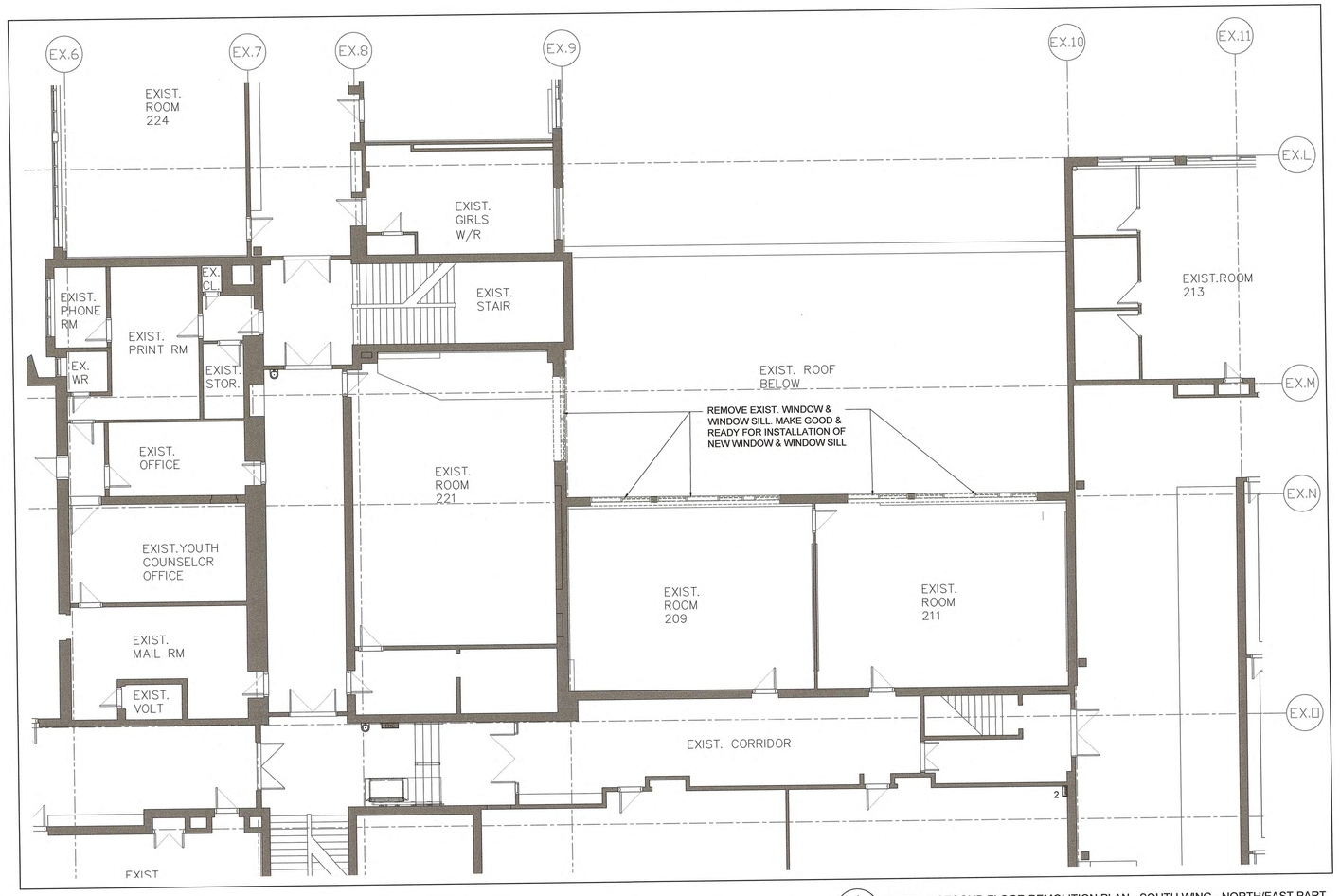

1 A201-D PART OF SECOND FLOOR DEMOLITION PLAN - SOUTH WING - NORTH/EAST PART
1:100

DEMOLITION LEGEND:

- EXISTING WALLS TO REMAIN
- EXISTING DOOR TO REMAIN
- EXISTING WINDOW AND WINDOW SILL TO BE REMOVED/DEMOLISHED
- 1 PIPING AND CONDUITS PENETRATIONS FROM THE ROOF , THROUGH THIRD FLOOR SLAB, SECOND FLOOR SLAB INTO FIRST FLOOR CEILING SPACE

DEMOLITION NOTE:

1. REFER TO SPECS & ABATEMENT REPORT REGARDING DESIGNATED SUBSTANCES REMOVAL.

Client
Halton District School Board
2050 Guelph Line
Burlington, Ontario

BURLINGTON CENTRAL H.S. RENOVATIONS

1433 Baldwin Street
Burlington, ON

Architect
sn/der
Snyder Architects Inc.
260 King St. E, Unit A101, Toronto, ON M5A 4L5
tel. 416.966.5444 fax. 416.966.4443
www.snyderarchitects.ca

Consultants

Structural Consultants
Moon Matz Ltd.
2902 South Sheridan Way
Oakville, Ontario, L6J 7L6
Tel: 905-274-7556

Mechanical and Electrical Consultants
CK Engineering Inc.
3390 South Service Rd, Suite 302
Burlington, Ontario, L7N 3J5
Tel: 905-631-1115

ALL CONSTRUCTION TO MEET ONTARIO BUILDING CODE REQUIREMENTS.

RECEIVED
FEB 0 2 2021
CITY OF BURLINGTON
BUILDING DEPARTMENT

Key Plan N.T.S.

Project North — True North

No.	Revisions	Date
1	ISSUED FOR BUILDING PERMIT	2021/01/25
No.	Issue	Date

General Contractor shall check and verify all dimensions and report all errors and omissions to the Architect. Do not scale the drawings. Drawings shall not be used for construction purposes until issued by the Architect for construction.

ONTARIO ASSOCIATION OF ARCHITECTS
AVINASH GARDE
LICENCE
6242

Drawing Title:
SECOND FLOOR DEMOLITION PLAN SOUTH WING

Scale: 1:100	Date: 01 25 2021
Drawn by:	Checked by:
Job No. 2005	Drawing No. A201-D

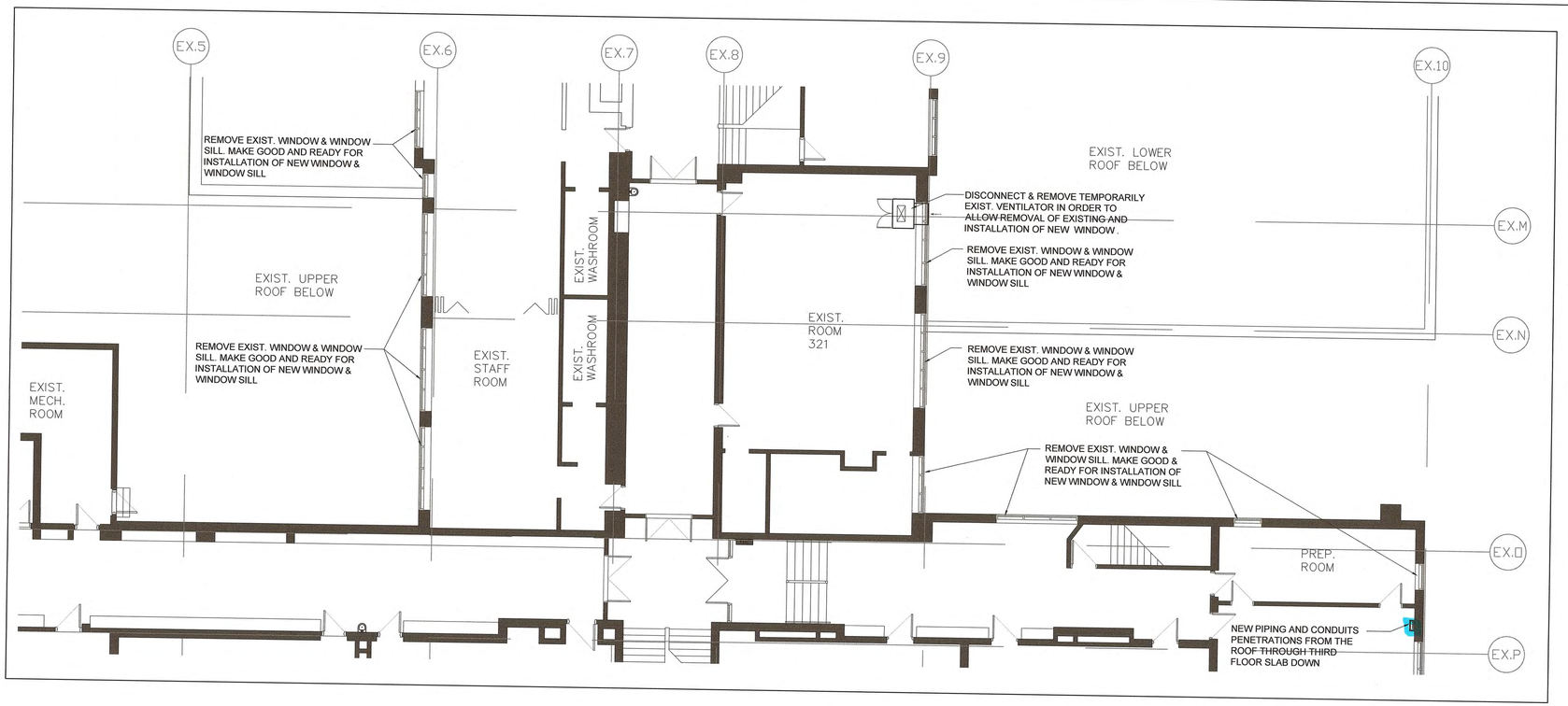

1-D / A202 PART OF THIRD FLOOR PLAN - WINDOWS DEMOLITION PLAN
1:100

LEGEND:

- EXISTING WALLS TO REMAIN
- EXISTING DOOR TO REMAIN
- EXISTING WINDOW TO REMAIN
- EXISTING WINDOW AND WINDOW SILL TO BE REMOVED/DEMOLISHED
- NEW PIPING & CONDUIT PENETRATIONS IN A SLAB ABOVE AND BELOW
- PW5 NEW 90MM SOLID CONCRETE BLOCK WALL ALL THE WAY UP TO THE STRUCTURE

FIRE PROOFING NOTES:

1. FIRE STOP AT ALL FLOOR PENETRATIONS. MAINTAIN EXISTING FIRE SEPARATIONS.
2. ENSURE REQUIRED RATING WITH CMU. GROUT SOLID WHERE NECESSARY.
3. PRIME & PAINT ALL LINTELS.
4. PROVIDE FIRE PROOFING PRODUCTS AS LISTED IN THE ULC/ cUL

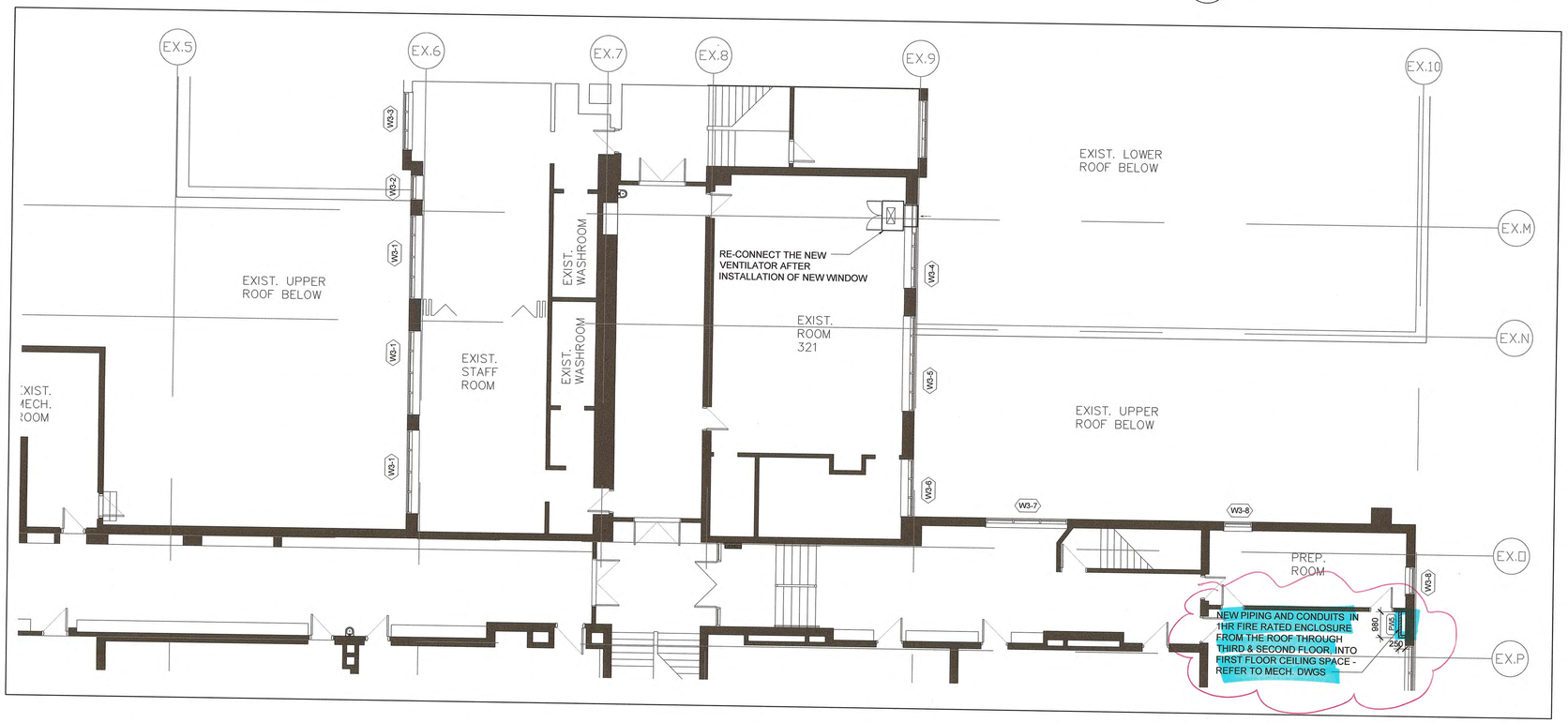

1 / A202 PART OF THIRD FLOOR PLAN - NEW WINDOWS
1:100

Client
Halton District School Board
2050 Guelph Line
Burlington, Ontario

BURLINGTON CENTRAL H.S. RENOVATIONS

1433 Baldwin Street
Burlington, ON

Architect
snyder
Snyder Architects Inc.
260 King St. E, Unit A101, Toronto, ON M5A 4L5
tel. 416.966.5444 fax. 416.966.4443
www.snyderarchitects.ca

Consultants

Structural Consultants
Moon Matz Ltd.
2902 South Sheridan Way
Oakville, Ontario, L6J 7L6
Tel: 905-274-7556

Mechanical and Electrical Consultants
CK Engineering Inc.
3390 South Service Rd, Suite 302
Burlington, Ontario, L7N 3J5
Tel: 905-631-1115

ALL CONSTRUCTION TO MEET ONTARIO BUILDING CODE REQUIREMENTS.

RECEIVED
FEB 02 2021
CITY OF BURLINGTON
BUILDING DEPARTMENT

Key Plan N.T.S.

Project North — True North

No.	Revisions	Date
1	ISSUED FOR BUILDING PERMIT	2021/01/25

No.	Issue	Date

General Contractor shall check and verify all dimensions and report all errors and omissions to the Architect. Do not scale the drawings. Drawings shall not be used for construction purposes until issued by the Architect for construction.

ONTARIO ASSOCIATION OF ARCHITECTS
AVINASH GARDE
LICENCE 6242

Drawing Title:
PARTIAL THIRD FLOOR DEMOLITION & NEW FLOOR PLAN

Scale: 1:100	Date: 01 25 2021
Drawn by:	Checked by:
Job No. 2005	Drawing No. A202

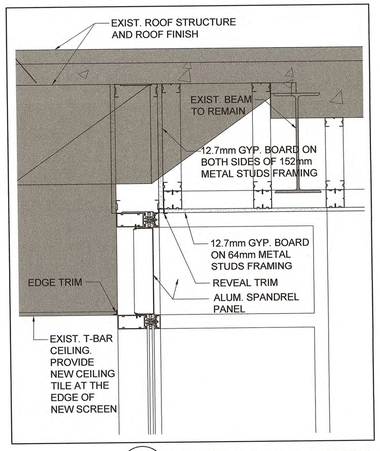

5 / A203 GYM ENTRANCE - SECTION DETAIL 1:10

DEMOLITION NOTES:

D1 REMOVE AND DISPOSE EXISTING DOOR AND FRAME/SCREEN C/W ALL ASSOCIATED COMPONENTS AND/OR ATTACHED COMPONENTS. MAKE GOOD AND READY TO RECEIVE PROPOSED WORK.

D2 REMOVE EXISTING CEILING TILES AND BULKHEAD. CUT THE GRID TO FIT NEW ALUMINUM SCREEN FRAMING.

D3 REMOVE EXISTING GYPSUM BOARD CEILING & LIGHT FIXTURE. PREPARE SURFACE TO RECEIVE NEW GYPSUM BOARD CEILING & LIGHT FIXTURE (REFER TO EL. DWGS).

D4 REMOVE EXISTING TERRAZZO FLOORING INCLUDING STEEL FRAME OF FLOOR MAT. PREPARE SURFACE OF CONCRETE SLAB TO RECEIVE NEW TERRAZZO FINISH.

D5 REMOVE , IF NECESSARY, EXISTING LIGHT FIXTURE FOR THE TIME OF NEW SCREEN AND CEILING CONSTRUCTION. RE-INSTALL IT IN ITS ORIGINAL LOCATION.

GENERAL DEMOLITION NOTES:

1. REFER TO SPECS & ABATEMENT REPORT REGARDING DESIGNATED SUBSTANCES REMOVAL.

DEMOLIOTION LEGEND:

EXISTING WALL, DOOR, SCREEN OR OTHER COMPONENT (MILLWORK, PLUMBING FIXTURE, MECHANICAL & ELECTRICAL EQUIPMENT) TO BE REMOVED/DEMOLISHED

EXISTING WALLS TO REMAIN

EXISTING DOOR TO REMAIN

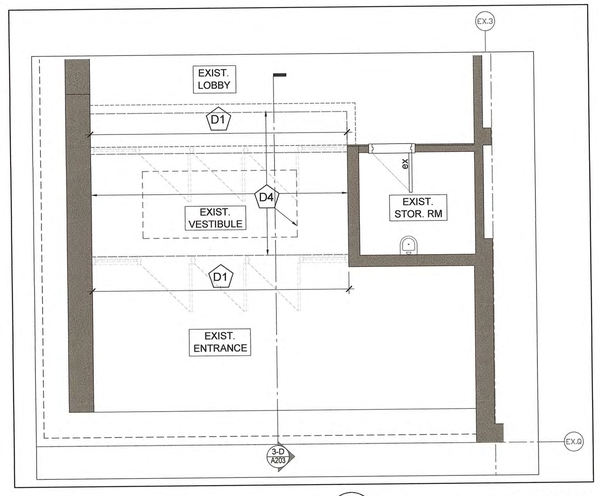

1-D / A203 GYM ENTRANCE - DEMOLITION PLAN 1:50

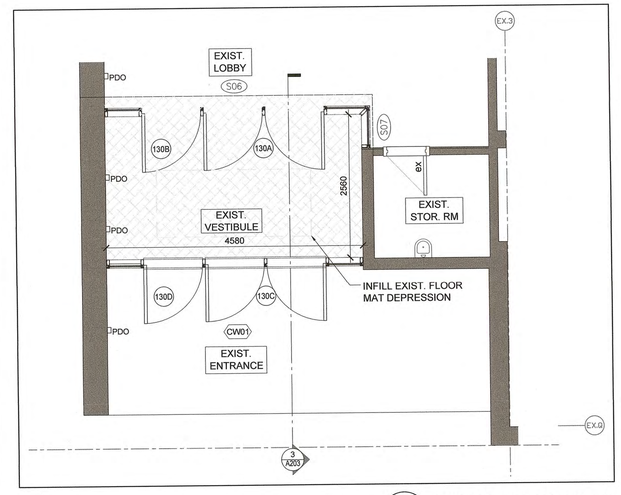

1 / A203 GYM ENTRANCE - FLOOR PLAN 1:50

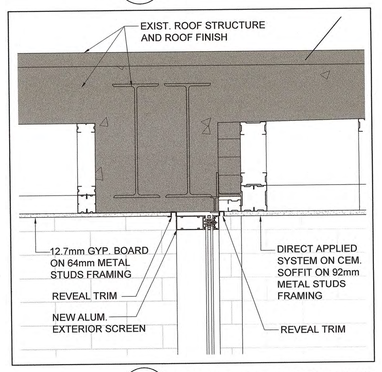

6 / A203 GYM ENTRANCE - SECTION DETAIL 1:10

REFLECTED CEILING PLAN LEGEND:

EXIST. ACT CEILING TO BE REMOVED

EXIST. ACT CEILING TO BE ADJUSTED

EXIST. ACOUSTIC CEILING TILES TO REMAIN

GB — NEW GYP. BOARD CEILING

GBB — GYP. BOARD BULKHEAD

EXISTING WALLS TO REMAIN

EXISTING LIGHT FIXTURES

EXIST. LIGHT FIXTURE TO BE REMOVED

NEW LIGHT FIXTURE

FLOOR PLAN LEGEND

EXISTING WALLS AND STRUCTURE TO REMAIN

EX — EXISTING DOOR TO REMAIN

123 — NEW DOOR AND FRAME - REFER TO THE DOOR SCHEDULE

NEW TERRAZZO FLOOR & AREA OF TERRAZZO FLOOR REPAIR

S03 — NEW INTERIOR SCREEN

CW01 — NEW EXTERIOR SCREEN

PDO — POWER DOOR OPERATOR

MTL — METAL

EX — EXISTING

CEM — CEMENTITIOUS SHEATHING

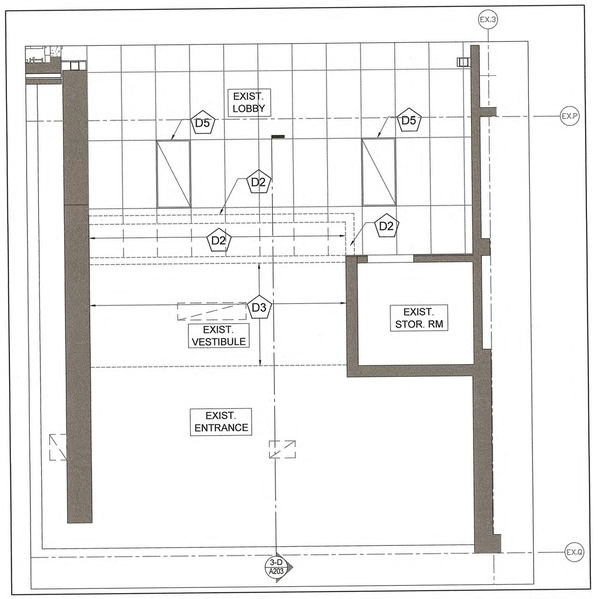

2-D / A203 GYM ENTRANCE - REFLECTED CEILING DEMOLITION PLAN 1:50

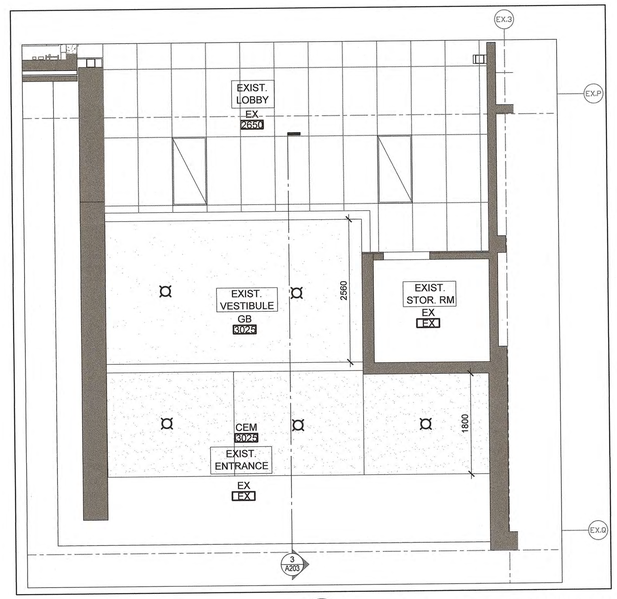

2 / A203 GYM ENTRANCE - REFLECTED CEILING PLAN 1:50

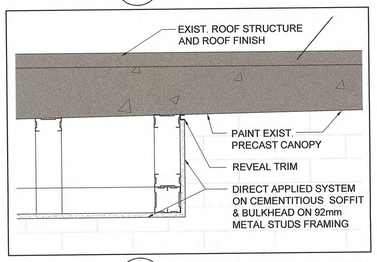

7 / A203 GYM ENTRANCE - SECTION DETAIL 1:10

GENERAL FLOOR FINISH NOTES:

1. TRANSITION STRIP IN EVERY CHANGE OF MATERIAL.
2. ALL TRANSITIONS BETWEEN DIFFERING MATERIALS TO BE FLUSH.
3. ALL FLOOR FINISH TRANSITIONS TO MEET UNDER DOOR (WHERE DOOR OCCURS).
4. ALL TERRAZZO IN-FILLS TO EXTEND TO NEXT METAL STRIP.
5. CONTROL JOINT IN TILING SYSTEM EVERY 10 METERS.
6. ALL EXISTING BASE TO BE REMOVED PRIOR TO NEW BASE INSTALLATION.
7. REFER TO DRAWING A800 FOR ROOM FINISH SCHEDULE.

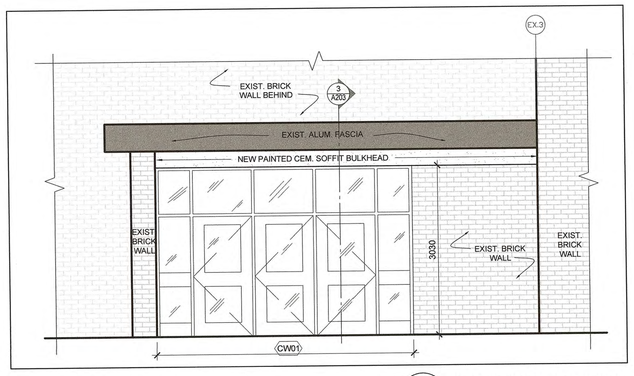

4 / A203 GYM ENTRANCE - ELEVATION 1:50

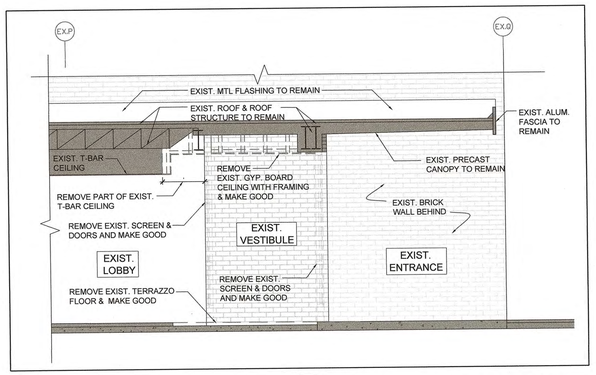

3-D / A203 GYM ENTRANCE SECTION - DEMOLITION 1:50

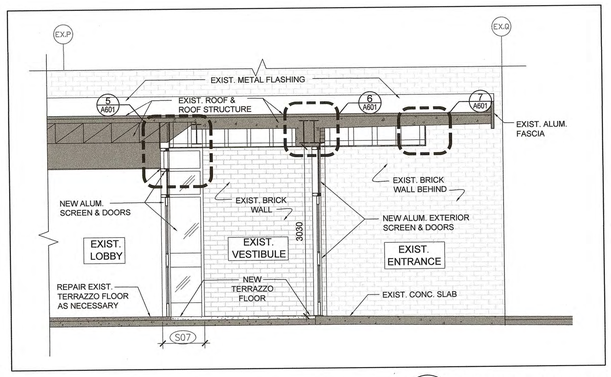

3 / A203 GYM ENTRANCE SECTION 1:50

Client
Halton District School Board
2050 Guelph Line
Burlington, Ontario

BURLINGTON CENTRAL H.S. RENOVATIONS

1433 Baldwin Street
Burlington, ON

Architect
snyder
Snyder Architects Inc.
260 King St. E, Unit A101, Toronto, ON M5A 4L5
tel. 416.966.6444 fax. 416.966.4443
www.snyderarchitects.ca

Consultants

Structural Consultants
Moon Matz Ltd.
2902 South Sheridan Way
Oakville, Ontario, L6J 7L6
Tel: 905-274-7556

Mechanical and Electrical Consultants
CK Engineering Inc.
3390 South Service Rd, Suite 302
Burlington, Ontario, L7N 3J5
Tel: 905-631-1115

ALL CONSTRUCTION TO MEET ONTARIO BUILDING CODE REQUIREMENTS.

RECEIVED
FEB 02 2021
CITY OF BURLINGTON
BUILDING DEPARTMENT

Key Plan N.T.S.

No.	Revisions	Date
1	ISSUED FOR BUILDING PERMIT	2021/01/25

No.	Issue	Date

General Contractor shall check and verify all dimensions and report all errors and omissions to the Architect. Do not scale the drawings. Drawings shall not be used for construction purposes until issued by the Architect for construction.

ONTARIO ASSOCIATION OF ARCHITECTS
AVINASH GARDE
LICENCE
6242

Drawing Title:

GYM ENTRANCE

Scale: AS NOTED	Date: 01 25 2021
Drawn by:	Checked by:
Job No. 2005	Drawing No. A203

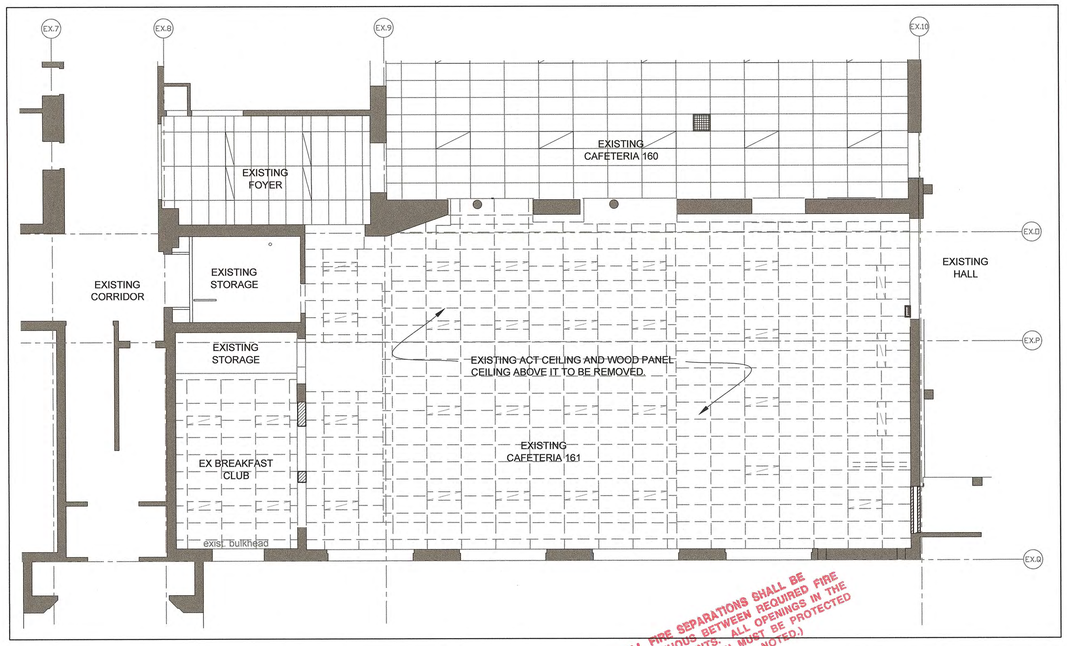

ALL FIRE SEPARATIONS SHALL BE CONTINUOUS BETWEEN REQUIRED FIRE COMPARTMENTS. ALL OPENINGS IN THE FIRE SEPARATION MUST BE PROTECTED (UNLESS OTHERWISE NOTED.)

1D / A300 EXISTING CAFETERIA RCP DEMOLITION PLAN 1:100

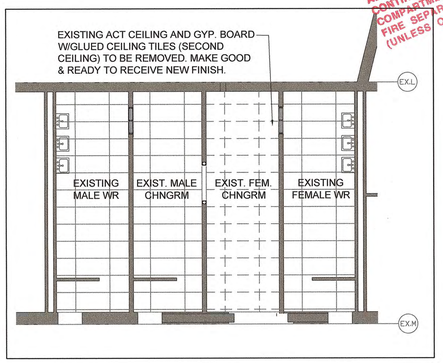

2-D / A300 FIRST FLOOR - EXIST. WASHROOMS AREA - DEMOLITION 1:100

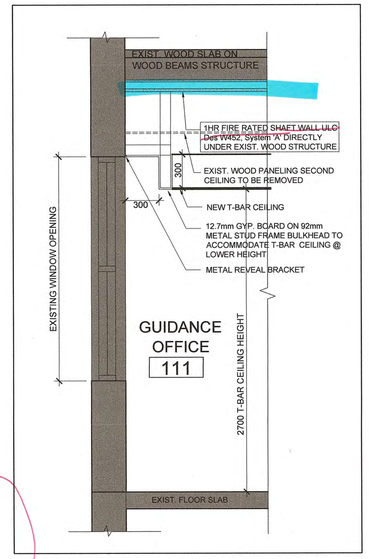

3 / A300 SECTION THROUGH BULKHEAD AT WINDOW 1:25

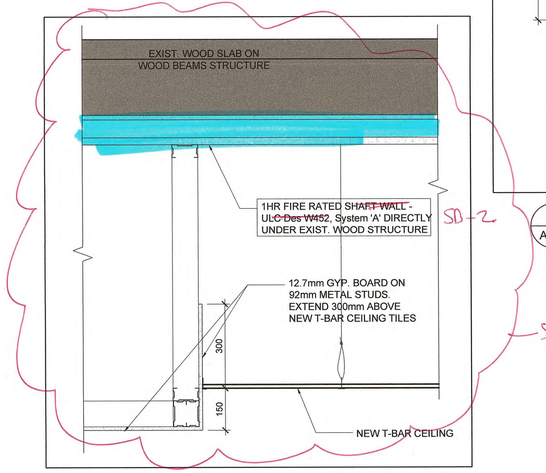

4 / A300 SECTION DETAIL AT RECEPTION BULKHEAD 1:10

See attached Revised Sketch showing Protection of Existing Floor Assembly.

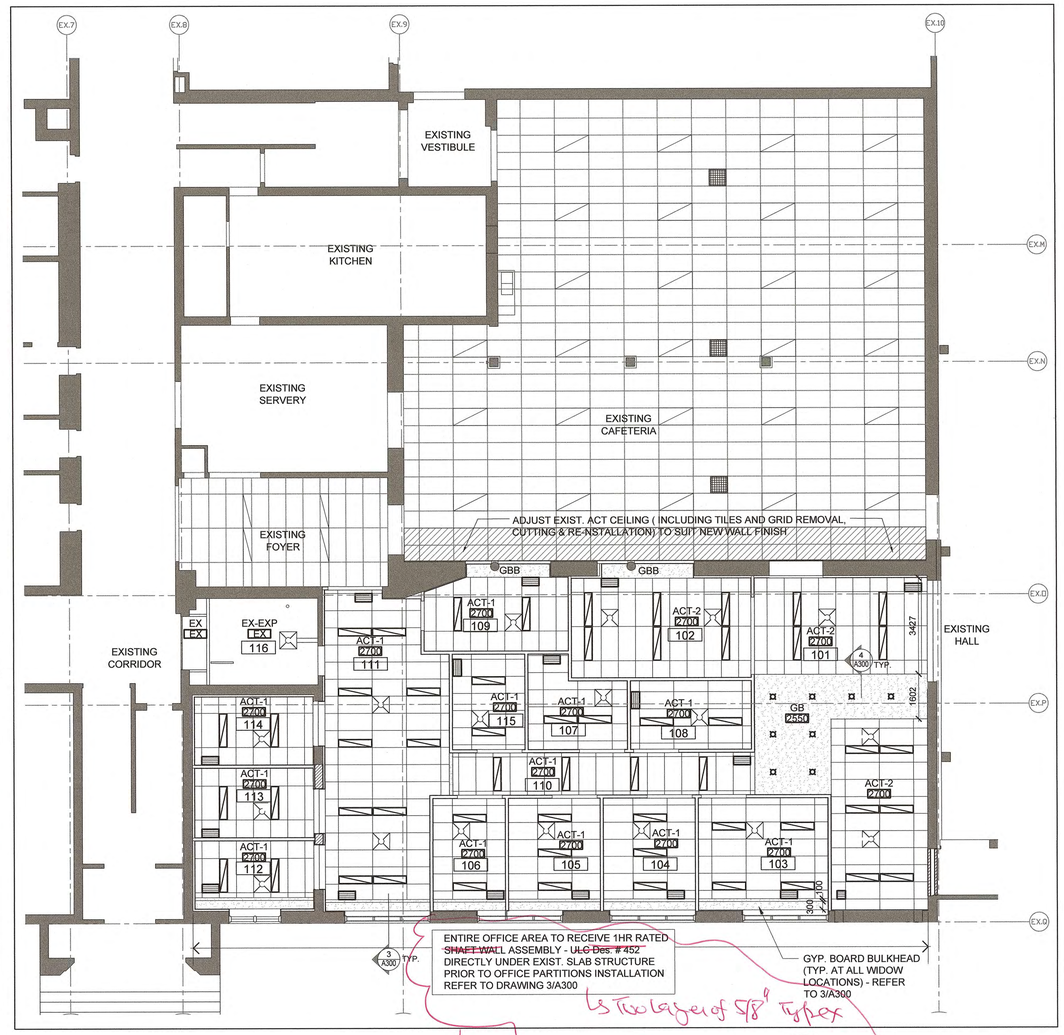

Is Two Layer of 5/8" Type X

1 / A300 FIRST FLOOR - NEW OFFICE AREA RCP 1:100

As Per Part 11 - Maintain or Exceed the Performance Level of Existing Fire Separation

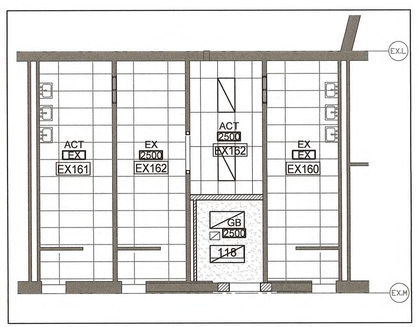

2 / A300 FIRST FLOOR - NEW UNIVERSAL WR RCP 1:100

GENERAL NOTES:

1. IN AREAS WITH EXPOSED STRUCTURE, DUCTS / PIPES AND CONDUITS SHALL BE MOUNTED TIGHT TO U/S OF SLAB OR DECK, ROUTED PARALLEL AND PERPENDICULAR TO WALLS.
2. PAINT ALL GYPSUM BOARD SURFACES.
3. PAINT ALL EXPOSED STRUCTURE, DUCTS, PIPES & CONDUITS, UNO.
4. PROVIDE GYPSUM BOARD BULKHEAD AT CEILING HEIGHT CHANGES, COMPLETE WITH SHADOW MOLDING TYP. UNO.
5. FOR CEILING @ WINDOW MULLION, PROVIDE METAL REVEAL TYP.
6. FOR LOCATIONS OF DIFFUSERS, AIR GRILLES, SPRINKLER HEADS, SPEAKERS & EXIT LIGHTS, REFER TO MECHANICAL & ELEC. DWGS.
7. ALLOW 50 ADDITIONAL ACOUSTIC CEILING TILES FOR REPLACEMENT OF EXISTING DAMAGE TILES.

The Architect of Record to Inspect the Existing Condition of Rated Assembly & Discuss with Building Inspector on Site. If Existing Assembly Contain Hold Down Clip Type Assembly then maintain Integrity of Existing Floor Assembly by matching Similar Assembly & Restrictions As Per listed Assembly.

REFLECTED CEILING PLAN LEGEND:

- EXIST. ACT CEILING AND ONE ABOVE TO BE REMOVED
- EXIST. ACT CEILING TO BE ADJUSTED
- EXIST. ACOUSTIC CEILING TILES TO REMAIN
- NEW 1HR FIRE RATED ACOUSTIC CEILING - UL Des L202
- GB — NEW GYP. BOARD CEILING
- GBB — GYP. BOARD BULKHEAD
- EXISTING WALLS TO REMAIN
- NEW WALLS & PARTITIONS
- NEW LIGHT FIXTURE
- NEW AND EXIST. MECH. DIFFUSERS, GRILLS & FANS - REFER TO MECH. DWGS)
- PIPING AND CONDUITS PENETRATIONS FROM THE ROOF , THROUGH THIRD FLOOR SLAB, SECOND FLOOR SLAB INTO FIRST FLOOR CEILING SPACE

Firestopping used at penetrations and joints in fire separations and fire-rated assemblies shall comply with Div. B, 3.1.9, OBC 2012. The approved fire stop system and installation details must be submitted to the field inspector for approval. Installation shall be coordinated on site and is subject to the approval of the field inspector.

Client
Halton District School Board
2050 Guelph Line
Burlington, Ontario

BURLINGTON CENTRAL H.S. RENOVATIONS

1433 Baldwin Street
Burlington, ON

Architect
snyder
Snyder Architects Inc.
260 King St. E, Unit A101, Toronto, ON M5A 4L5
tel. 416.966.5444 fax. 416.966.4443
www.snyderarchitects.ca

Consultants

Structural Consultants
Moon Matz Ltd.
2902 South Sheridan Way
Oakville, Ontario, L6J 7L6
Tel: 905-274-7556

Mechanical and Electrical Consultants
CK Engineering Inc.
3390 South Service Rd, Suite 302
Burlington, Ontario, L7N 3J5
Tel: 905-631-1115

ALL CONSTRUCTION TO MEET ONTARIO BUILDING CODE REQUIREMENTS.

RECEIVED
FEB 02 2021
CITY OF BURLINGTON BUILDING DEPARTMENT

Key Plan N.T.S.

Project North — True North

No.	Revisions	Date
1	ISSUED FOR BUILDING PERMIT	2021/01/25

No.	Issue	Date

General Contractor shall check and verify all dimensions and report all errors and omissions to the Architect. Do not scale the drawings. Drawings shall not be used for construction purposes until issued by the Architect for construction.

ONTARIO ASSOCIATION OF ARCHITECTS
AVINASH GARDE
LICENCE 6242

Drawing Title:
PARTIAL FIRST FLOOR REFLECTED CEILING PLANS - DEMO & NEW

Scale:	AS NOTED	Date:	01 25 2021
Drawn by:		Checked by:	
Job No.	2005	Drawing No.	A300

UNIVERSAL WASHROOMS to comply to with Div. B, 3.8.3.12. Ontario Building Code 2012 (~~See attached sheet~~)

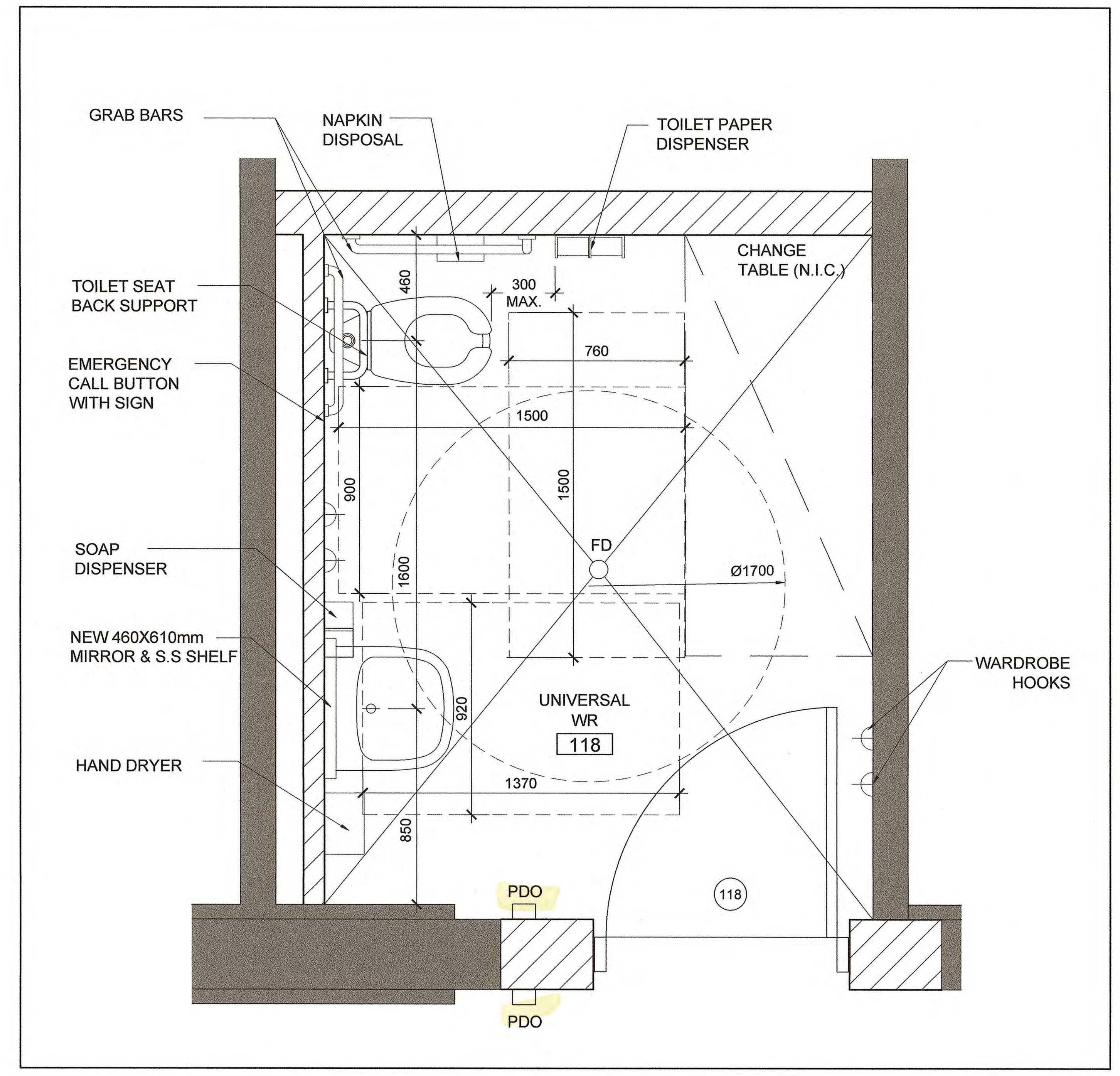

1 / A500 **UNIVERSAL WASHROOM (RM118) FLOOR PLAN ENLARGEMENT**
1:20

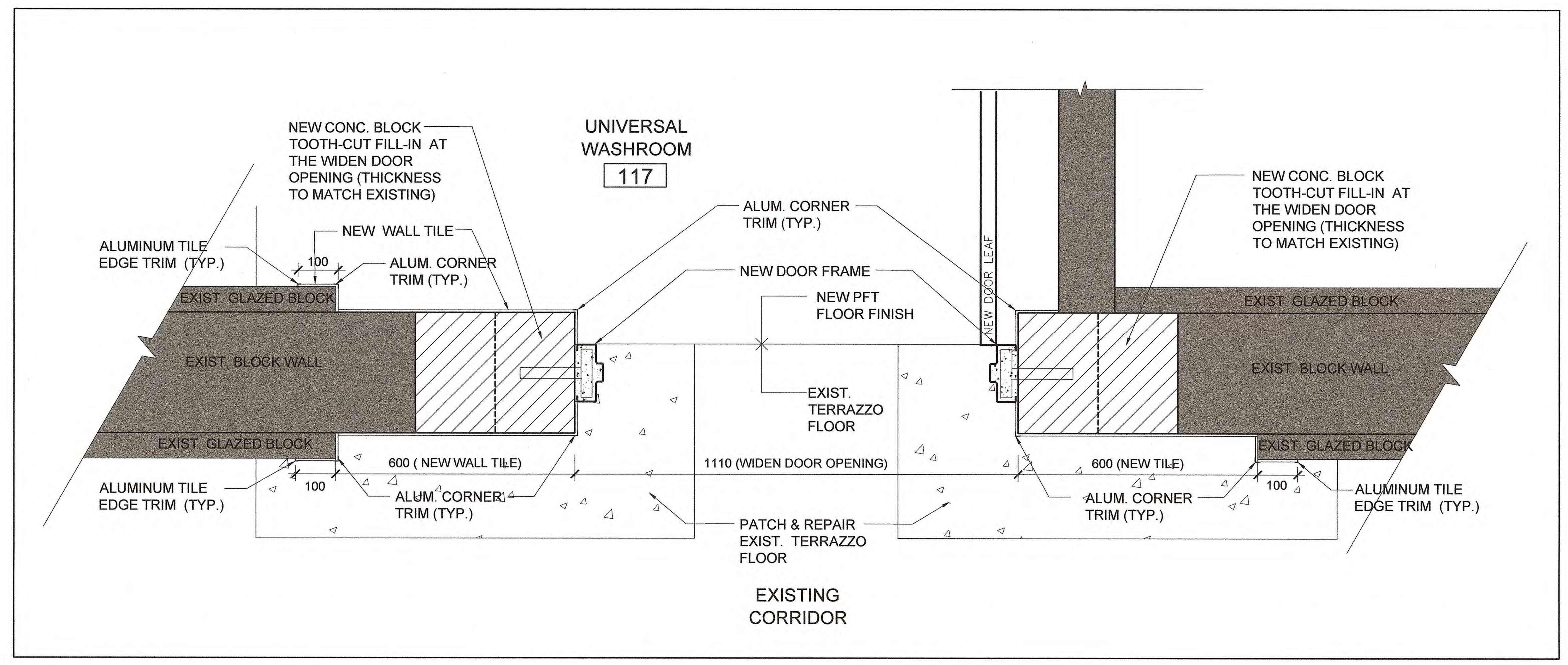

2 / A500 **PLAN DETAIL AT UNIVERSAL WR (RM118) DOOR**
1:10

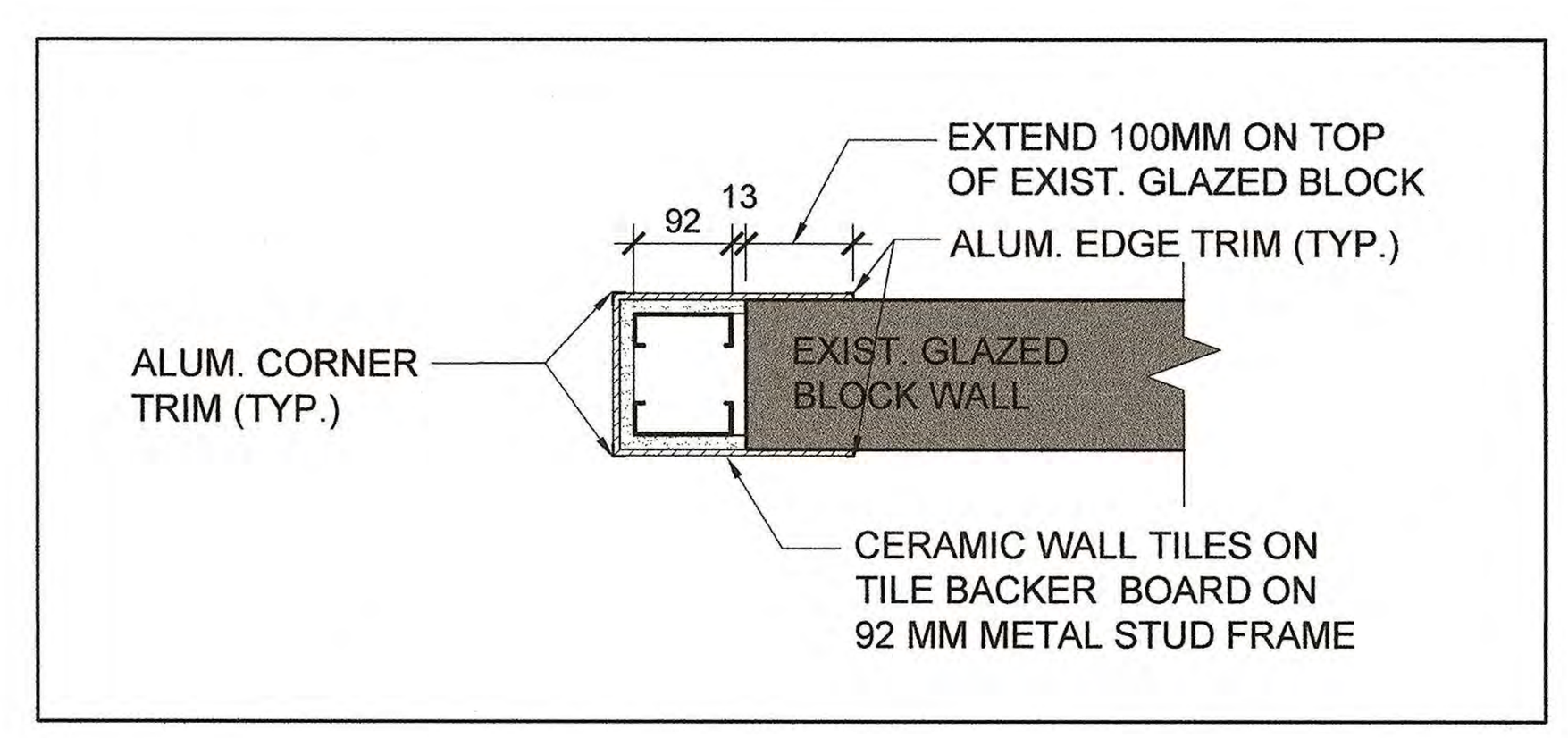

3 / A500 **PLAN DETAIL AT STORAGE RM 119 NEW WALL OPENING**
1:10

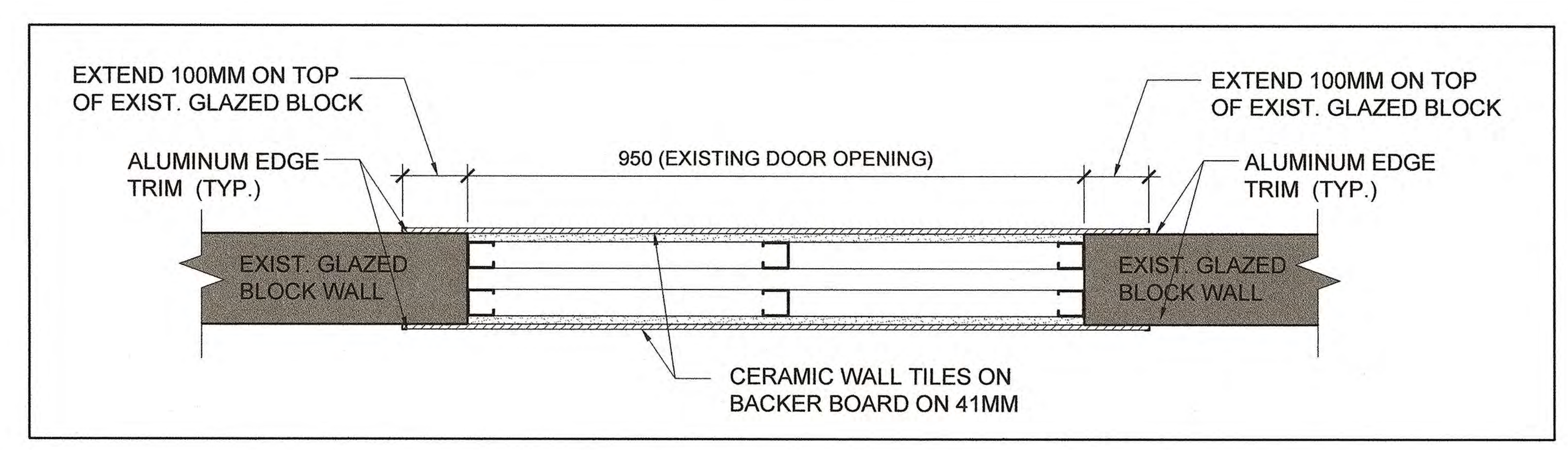

4 / A500 **PLAN DETAIL AT EXIST. CHANGEROOM DOOR OPENING FILL-IN**
1:10

Client
Halton District School Board
2050 Guelph Line
Burlington, Ontario

BURLINGTON CENTRAL
H.S. RENOVATIONS

1433 Baldwin Street
Burlington, ON

Architect
sn/der
Snyder Architects Inc.
260 King St. E, Unit A101, Toronto, ON M5A 4L5
tel. 416.966.5444 fax. 416.966.4443
www.snyderarchitects.ca

Consultants

Structural Consultants
Moon Matz Ltd.
2902 South Sheridan Way
Oakville, Ontario, L6J 7L6
Tel: 905-274-7556

Mechanical and Electrical Consultants
CK Engineering Inc.
3390 South Service Rd, Suite 302
Burlington, Ontario, L7N 3J5
Tel: 905-631-1115

ALL CONSTRUCTION TO MEET ONTARIO BUILDING CODE REQUIREMENTS.

RECEIVED
FEB 0 2 2021
CITY OF BURLINGTON
BUILDING DEPARTMENT

Key Plan N.T.S.

No.	Revisions	Date

No.	Issue	Date
1	ISSUED FOR BUILDING PERMIT	2021/01/25

General Contractor shall check and verify all dimensions and report all errors and omissions to the Architect. Do not scale the drawings. Drawings shall not be used for construction purposes until issued by the Architect for construction.

ONTARIO ASSOCIATION OF ARCHITECTS
AVINASH GARDE
LICENCE
6242

Drawing Title:

ENLARGEMENT PLAN
AND DETAILS

Scale: AS NOTED	Date: 01 25 2021
Drawn by:	Checked by:
Job No. 2005	Drawing No. A500

GENERAL MILLWORK NOTES:

1. PROVIDE CONTINUOUS BLOCKING BEHIND MILLWORK AS NECESSARY; SEAL ALL MILLWORK @ WALL / FLOOR INTERSECTIONS.
2. SECURE ALL BENCH/WALL SLATS SO THAT FASTENERS ARE HIDDEN.
3. ALL DIMENSIONS TO BE SITE VERIFIED PRIOR TO FABRICATION.

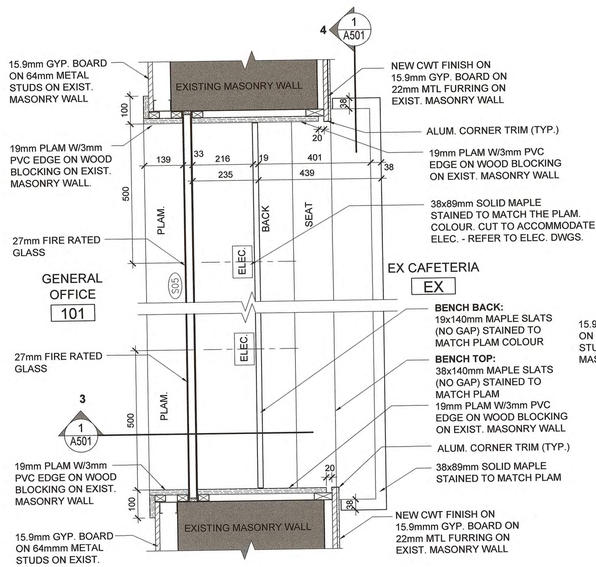

1. PLAN DETAIL 1

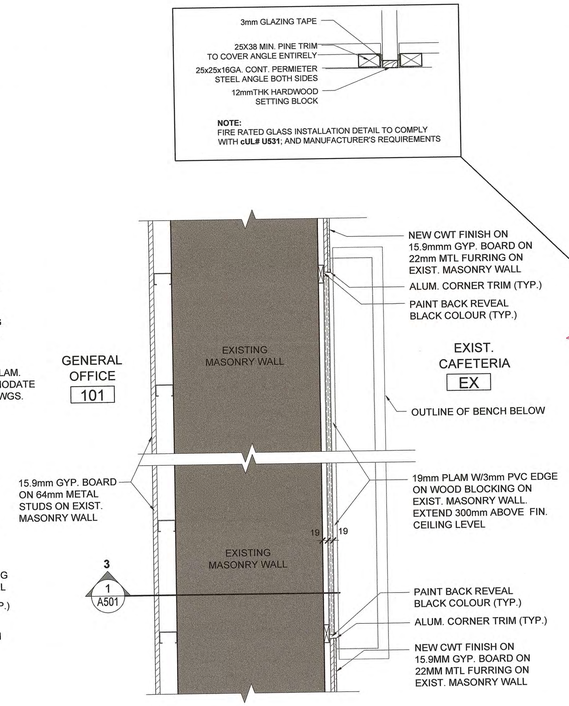

2. PLAN DETAIL 2

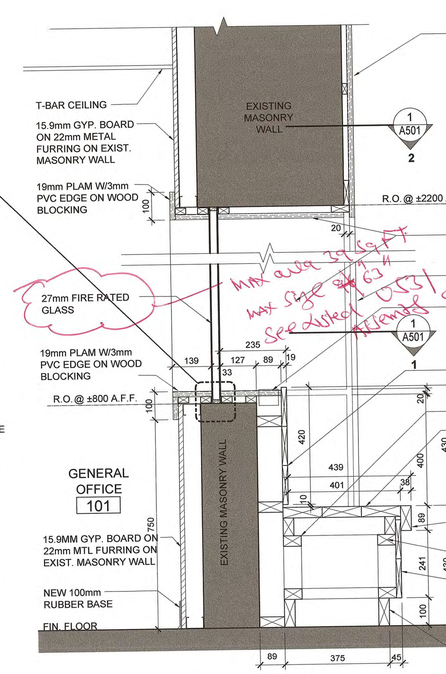

3. CROSS SECTION

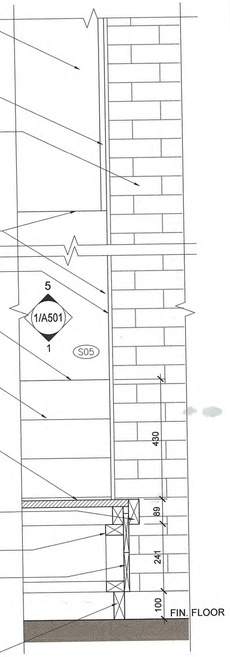

4. PARTIAL FRONT ELEVATION/SECTION

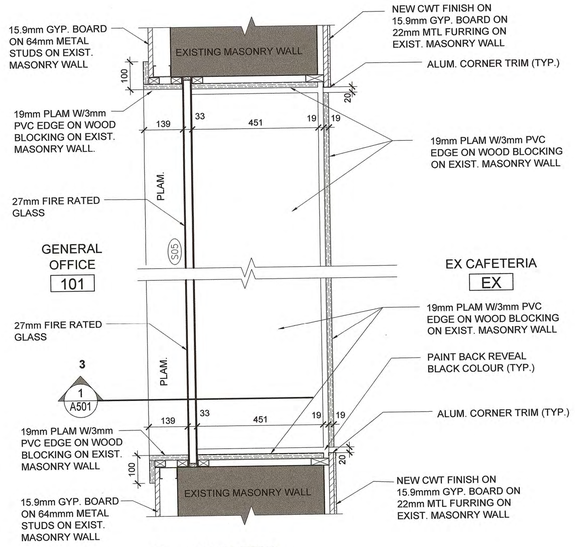

5. CEILING DETAIL

1 / A501 NEW SCREEN & BENCH DETAILS AT EXIST. CAFETERIA 1:10

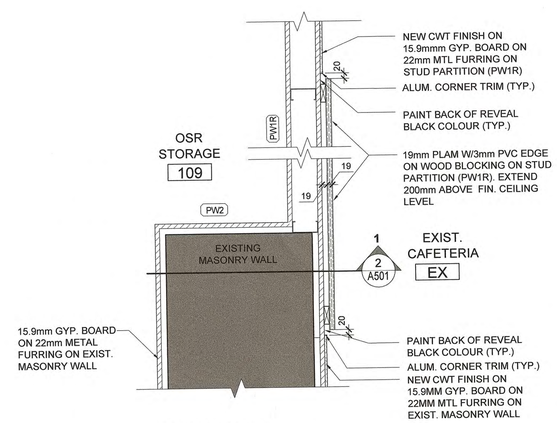

1. PLAN DETAIL

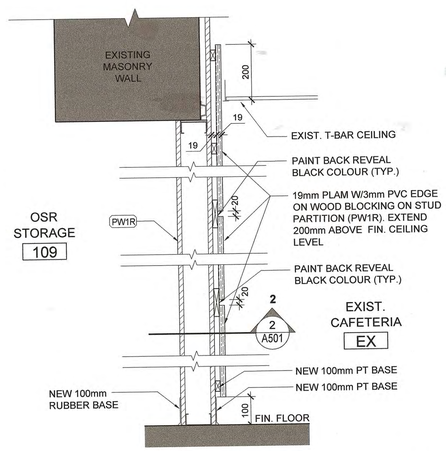

2. SECTION DETAIL

2 / A501 NEW PLAM. PANEL AT EXIST. CAFETERIA DETAIL 1:10

Client
Halton District School Board
2050 Guelph Line
Burlington, Ontario

BURLINGTON CENTRAL H.S. RENOVATIONS

1433 Baldwin Street
Burlington, ON

Architect
sn/der
Snyder Architects Inc.
260 King St. E, Unit A101, Toronto, ON M5A 4L5
tel. 416.966.5444 fax. 416.966.4443
www.snyderarchitects.ca

Consultants

Structural Consultants
Moon Matz Ltd.
2902 South Sheridan Way
Oakville, Ontario, L6J 7L6
Tel: 905-274-7556

Mechanical and Electrical Consultants
CK Engineering Inc.
3390 South Service Rd, Suite 302
Burlington, Ontario, L7N 3J5
Tel: 905-631-1115

ALL CONSTRUCTION TO MEET ONTARIO BUILDING CODE REQUIREMENTS.

RECEIVED
FEB 02 2021
CITY OF BURLINGTON
BUILDING DEPARTMENT

Key Plan N.T.S.

No.	Revisions	Date
1	ISSUED FOR BUILDING PERMIT	2021/01/25
No.	Issue	Date

General Contractor shall check and verify all dimensions and report all errors and omissions to the Architect. Do not scale the drawings. Drawings shall not be used for construction purposes until issued by the Architect for construction.

ONTARIO ASSOCIATION OF ARCHITECTS
AVINASH GARDE
LICENCE
6242

Drawing Title:
DETAILS

Scale:	AS NOTED	Date:	01 25 2021
Drawn by:		Checked by:	
Job No.	2005	Drawing No.	A501

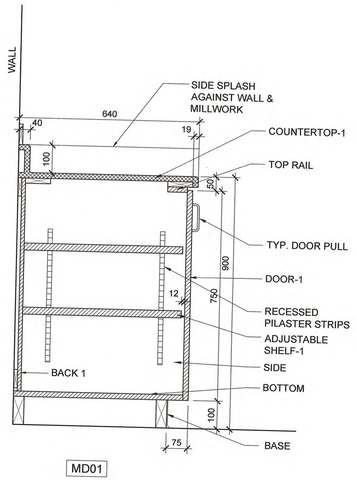

1 A600 **SECTION OF MD01** 1:10

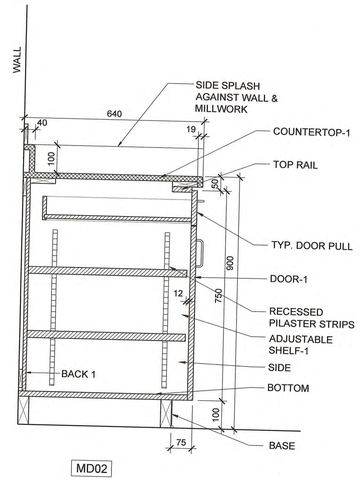

2 A600 **SECTION OF MD02** 1:10

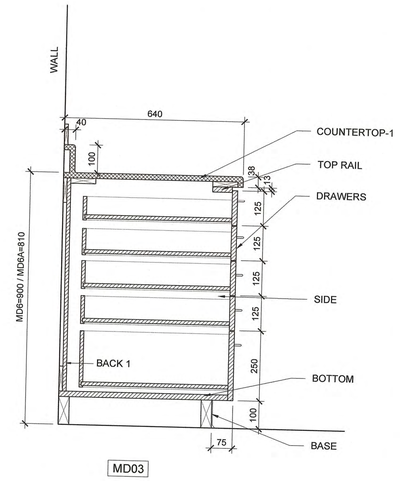

3 A600 **SECTION OF MD03** 1:10

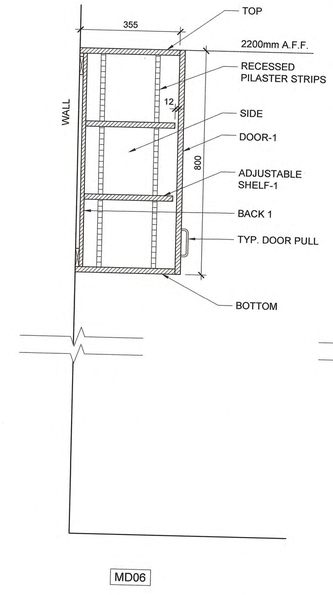

4 A600 **SECTION OF MD06** 1:10

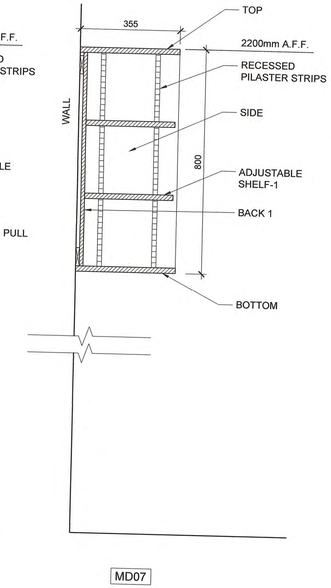

5 A600 **SECTION OF MD07** 1:10

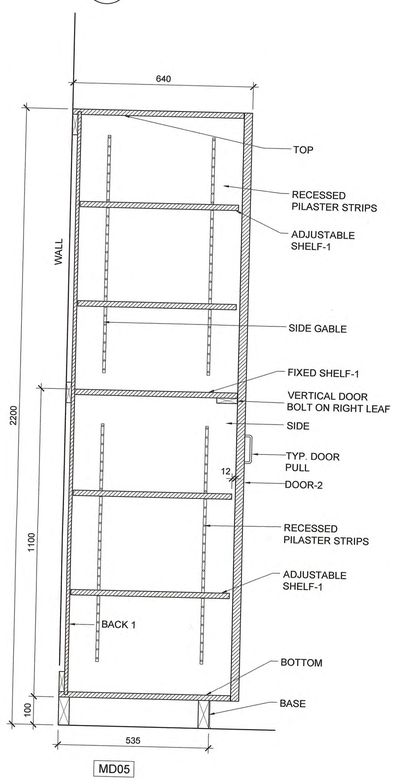

6 A600 **SECTION OF MD05** 1:10

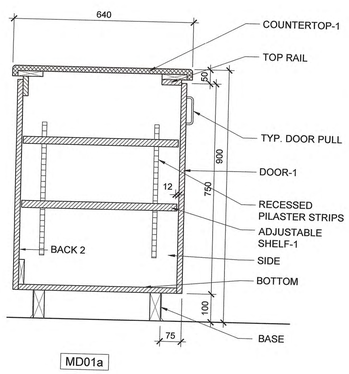

7 A600 **SECTION OF MD01a** 1:10

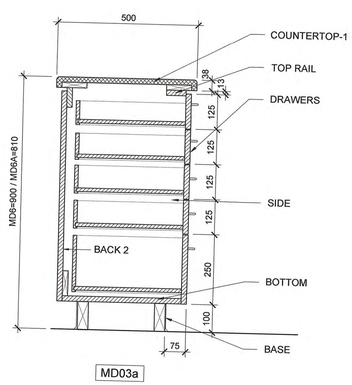

8 A600 **SECTION OF MD03a** 1:10

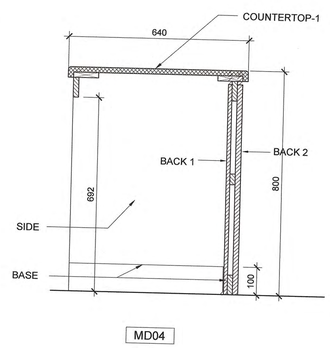

9 A600 **SECTION OF MD04** 1:10

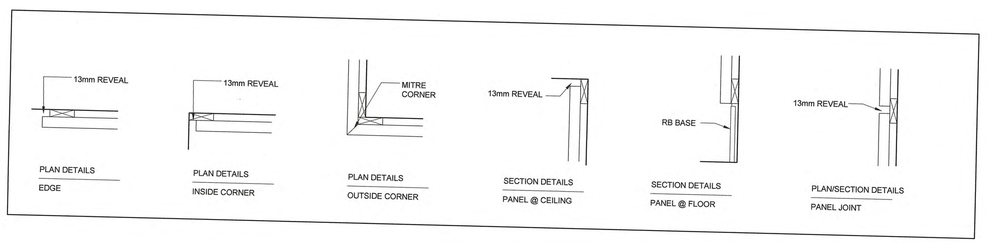

10 A600 **DETAILS** NTS

TYPICAL MILLWORK CONSTRUCTION

COUNTERTOP-1 : STANDARD PLAM ON 19mm SOFTWOOD PLYWOOD (PLY-SWD) SUBSTRATE , W/BACKER BOARD; POSTFORMED - RADIUS EDGE W/ 100mm HIGH COVED INTEGRAL BACKSPLASH AND ENDSPLASH, WHERE COUNTER IS ADJACENT TO WALL AT SIDES. PROVIDE MOISTURE RESISTANT SOFTWOOD PLYWOOD (PLY-SWD-MR) SUBSTRATE AT SINK LOCATIONS.

COUNTERTOP-2 : 13mm SOLID SURFACE ON 25mm SUBSTRATE

COUNTERTOP-3 : 13mm SOLID SURFACE ON 19mm SUBSTRATE

FRONT/TOP/BOTTOM/SIDE & GABLE : MCP W/ MATCHING 3mm PVC EDGE. THICKNESS TO BE 19mm (TYP) U.N.O.

FIXED & ADJUSTABLE SHELVES-1 : MCP W/ MATCHING 3MM PVC EDGE. THICKNESS TO BE 19mm TYP; 25mm FOR SPAN WIDER THAN 800mm.

BACK 1 : MCP W/ MATCHING 3mm PVC EDGE. THICKNESS TO BE 13mm (TYP) U.N.O.

BACK 2 : MCP W/ MATCHING 3mm PVC EDGE. THICKNESS TO BE 19mm (TYP) U.N.O.

DOOR-1 : MCP W/ MATCHING 3mm PVC EDGE. THICKNESS TO BE 19MM (TYP) U.N.O.

DOOR-2 : DOORS 1600mm TALL OR HIGHER TO BE 35mm HOLLOW CORE DOORS WITH PLAM BOTH SIDES & MATCHING 3mm PVC EDGE, U.N.O. PROVIDE CONTINUOUS HINGE.

TOP RAIL: MCP W/ MATCHING 3mm PVC EDGE. 19x50mm (TYP.) U.N.O.

BASE: REFER TO INTERIOR ELEVATIONS AND ROOM FINISH SCHEDULE.

MILLWORK NOTES:

1. PROVIDE CONTINUOUS BLOCKING BEHIND MILLWORK AS NECESSARY; SEAL ALL MILLWORK @ WALL / FLOOR INTERSECTIONS. UNITS TO BE PROVIDED WITH FILLER PANELS, SIZED AS REQUIRED, TO ENCLOSE ENDS AT ADJACENT UNITS OR WALLS.
2. ALL MILLWORK DOORS & DRAWERS TO BE LOCKABLE.

Client
Halton District School Board
2050 Guelph Line
Burlington, Ontario

BURLINGTON CENTRAL H.S. RENOVATIONS

1433 Baldwin Street
Burlington, ON

Architect
snyder
Snyder Architects Inc.
260 King St. E. Unit A101, Toronto, ON M5A 4L5
tel. 416.966.5444 fax. 416.966.4443
www.snyderarchitects.ca

Consultants

Structural Consultants
Moon Matz Ltd.
2902 South Sheridan Way
Oakville, Ontario, L6J 7L6
Tel: 905-274-7556

Mechanical and Electrical Consultants
CK Engineering Inc.
3390 South Service Rd, Suite 302
Burlington, Ontario, L7N 3J5
Tel: 905-631-1115

ALL CONSTRUCTION TO MEET ONTARIO BUILDING CODE REQUIREMENTS.

RECEIVED
FEB 0 2 2021
CITY OF BURLINGTON
BUILDING DEPARTMENT

Key Plan N.T.S.

No.	Revisions	Date
1	ISSUED FOR BUILDING PERMIT	2021/01/25
No.	Issue	Date

General Contractor shall check and verify all dimensions and report all errors and omissions to the Architect. Do not scale the drawings. Drawings shall not be used for construction purposes until issued by the Architect for construction.

ONTARIO ASSOCIATION OF ARCHITECTS
AVINASH GARDE
LICENCE
6242

Drawing Title:

MILLWORK DETAILS

Scale:	AS NOTED	Date:	01 25 2021
Drawn by:		Checked by:	
Job No.	2005	Drawing No.	A600

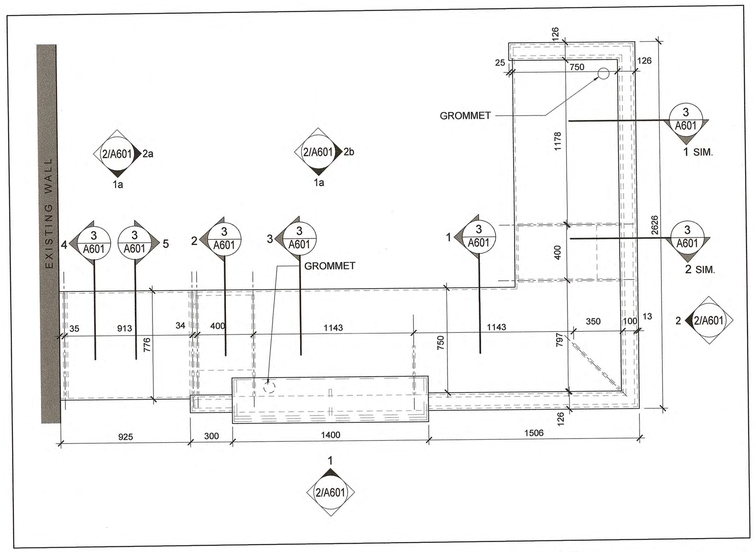

1 A601 RECEPTION DESK - PLAN 1:20

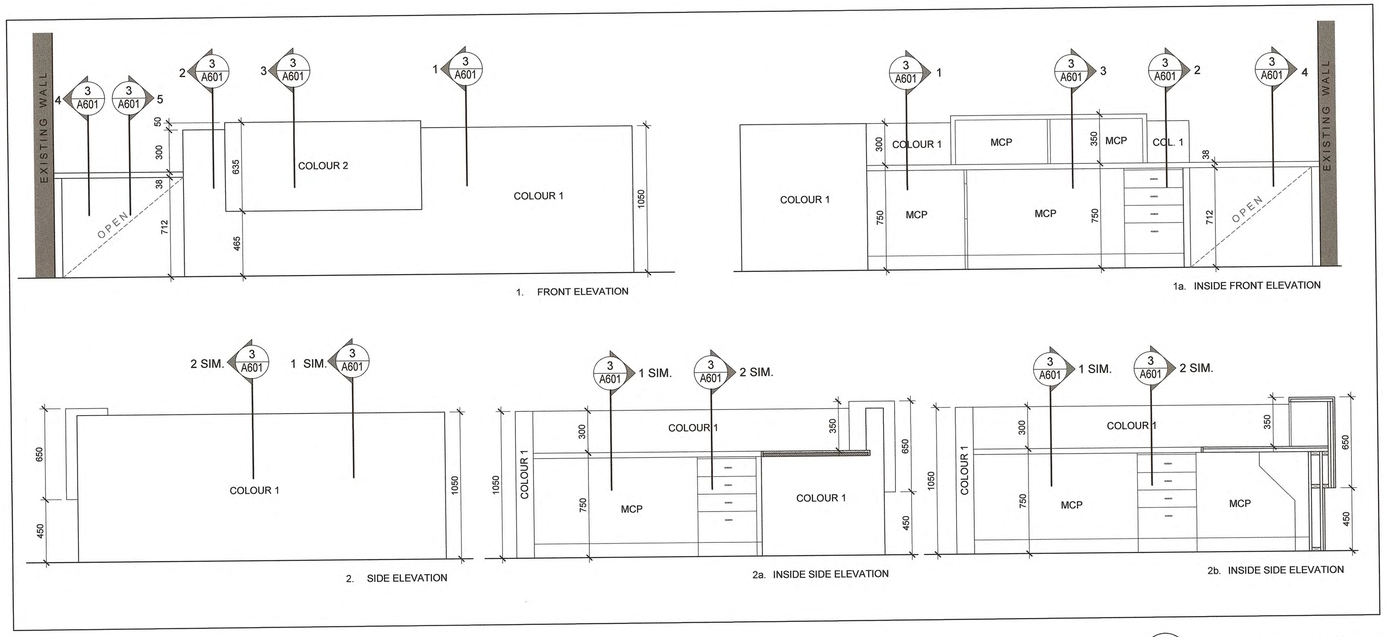

2 A601 RECEPTION DESK - ELEVATIONS 1:20

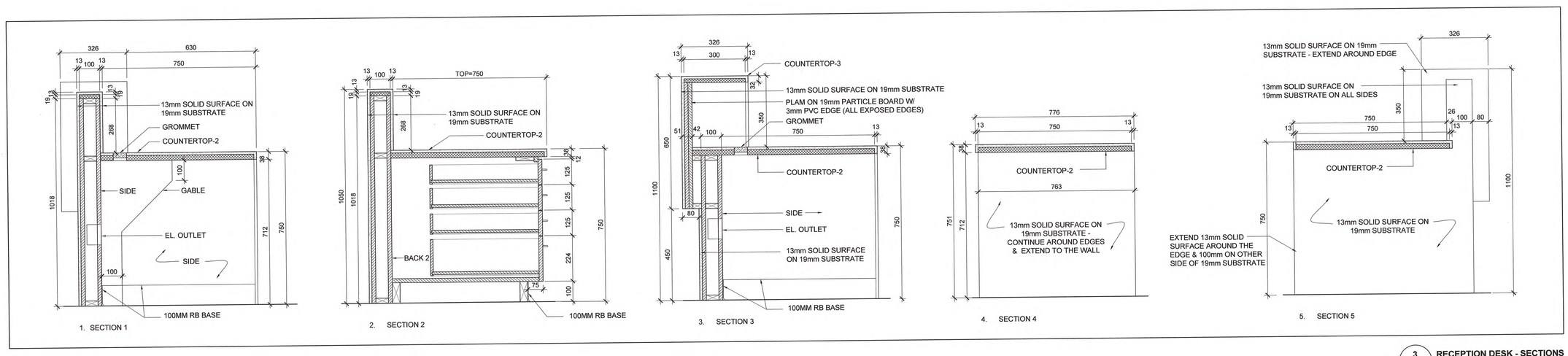

3 A601 RECEPTION DESK - SECTIONS 1:10

Client
Halton District School Board
2050 Guelph Line
Burlington, Ontario

BURLINGTON CENTRAL H.S. RENOVATIONS

1433 Baldwin Street
Burlington, ON

Architect
sn/der
Snyder Architects Inc.
260 King St. E, Unit A101, Toronto, ON M5A 4L5
tel. 416.968.5444 fax. 416.968.4443
www.snyderarchitects.ca

Consultants

Structural Consultants
Moon Matz Ltd.
2902 South Sheridan Way
Oakville, Ontario, L6J 7L6
Tel: 905-274-7556

Mechanical and Electrical Consultants
CK Engineering Inc.
3390 South Service Rd, Suite 302
Burlington, Ontario, L7N 3J5
Tel: 905-631-1115

ALL CONSTRUCTION TO MEET ONTARIO BUILDING CODE REQUIREMENTS.

RECEIVED
FEB 02 2021
CITY OF BURLINGTON
BUILDING DEPARTMENT

Key Plan N.T.S.

No.	Revisions	Date
1	ISSUED FOR BUILDING PERMIT	2021/01/25
No.	Issue	Date

General Contractor shall check and verify all dimensions and report all errors and omissions to the Architect. Do not scale the drawings. Drawings shall not be used for construction purposes until issued by the Architect for construction.

ONTARIO ASSOCIATION OF ARCHITECTS
AVINASH GARDE
LICENCE
6242

Drawing Title:

MILLWORK DETAILS

Scale:	AS NOTED	Date:	01 25 2021
Drawn by:		Checked by:	
Job No.	2005	Drawing No.	A601

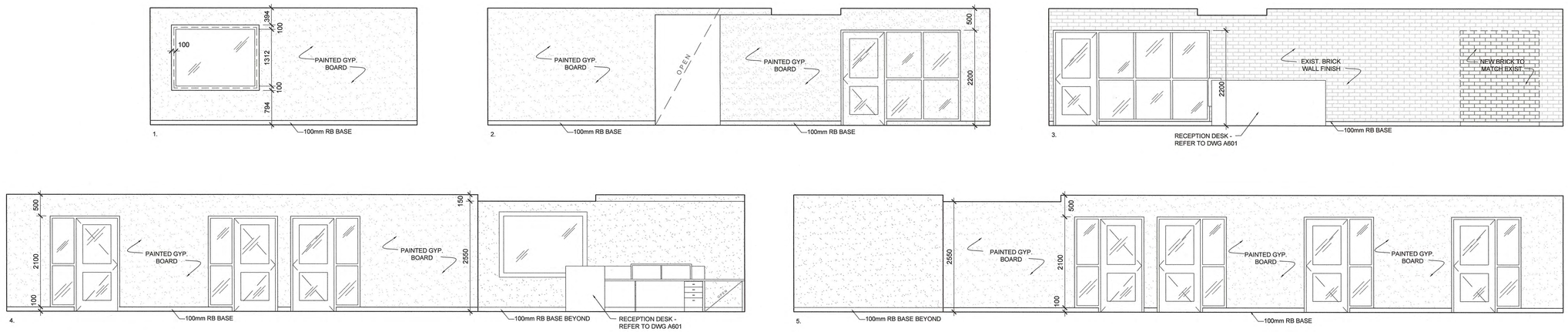

1 A700 INTERIOR ELEVATIONS - GENERAL OFFICE 1:50

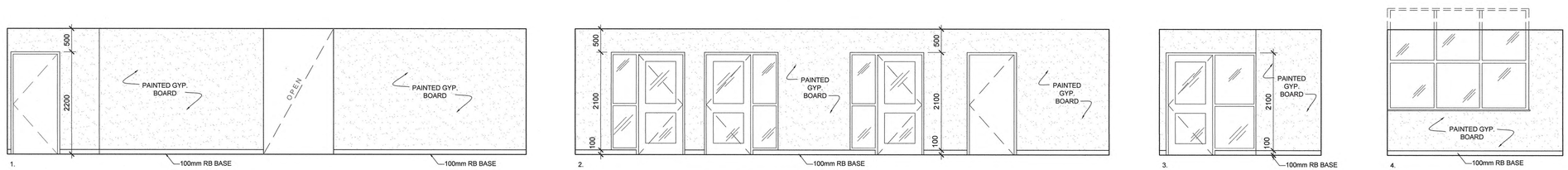

2 A700 INTERIOR ELEVATIONS - GUIDANCE OFFICE 1:50

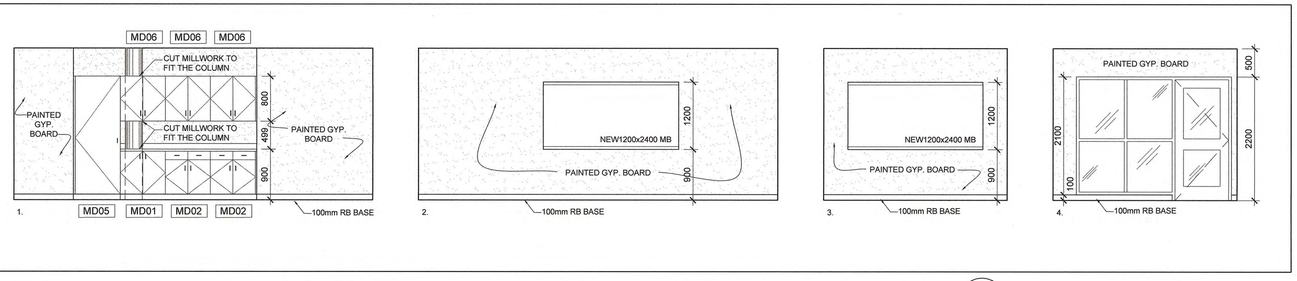

3 A700 INTERIOR ELEVATIONS - MEETING ROOM 1:50

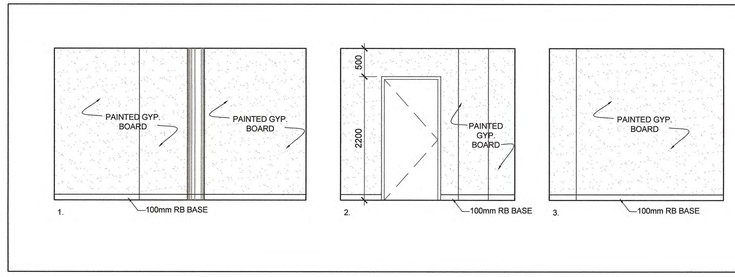

4 A700 INTERIOR ELEVATIONS - OSR STORAGE 1:50

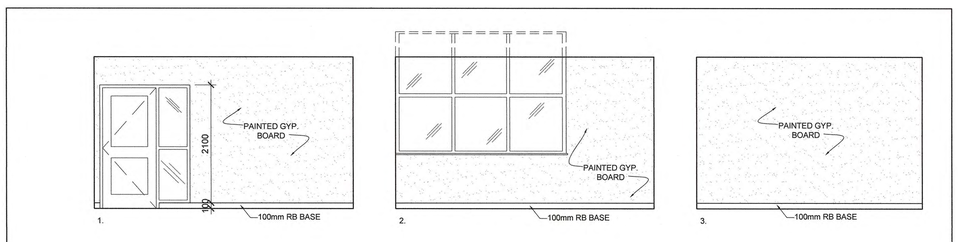

5 A700 INTERIOR ELEVATIONS - PRINCIPAL'S OFFICE 1:50

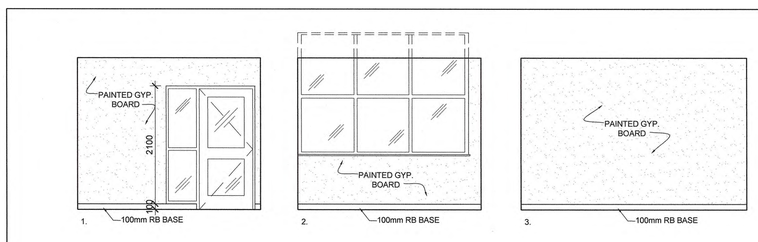

6 A700 INTERIOR ELEVATIONS - V-P'S OFFICE 1 1:50

Client
Halton District School Board
2050 Guelph Line
Burlington, Ontario

BURLINGTON CENTRAL H.S. RENOVATIONS

1433 Baldwin Street
Burlington, ON

Architect
sn/der
Snyder Architects Inc.
260 King St. E. Unit A101, Toronto, ON M5A 4L5
tel. 416.968.5444 fax. 416.968.4443
www.snyderarchitects.ca

Consultants

Structural Consultants
Moon Matz Ltd.
2902 South Sheridan Way
Oakville, Ontario, L6J 7L6
Tel: 905-274-7556

Mechanical and Electrical Consultants
CK Engineering Inc.
3390 South Service Rd, Suite 302
Burlington, Ontario, L7N 3J5
Tel: 905-631-1115

ALL CONSTRUCTION TO MEET ONTARIO BUILDING CODE REQUIREMENTS.

RECEIVED
FEB 02 2021
CITY OF BURLINGTON BUILDING DEPARTMENT

Key Plan N.T.S.

No.	Revisions	Date
1	ISSUED FOR BUILDING PERMIT	2021/01/25

No.	Issue	Date

General Contractor shall check and verify all dimensions and report all errors and omissions to the Architect. Do not scale the drawings. Drawings shall not be used for construction purposes until issued by the Architect for construction.

ONTARIO ASSOCIATION OF ARCHITECTS
AVINASH GARDE
LICENCE
6242

Drawing Title:

INTERIOR ELEVATIONS

Scale: 1:50	Date: 01 25 2021
Drawn by:	Checked by:
Job No. 2005	Drawing No. A700

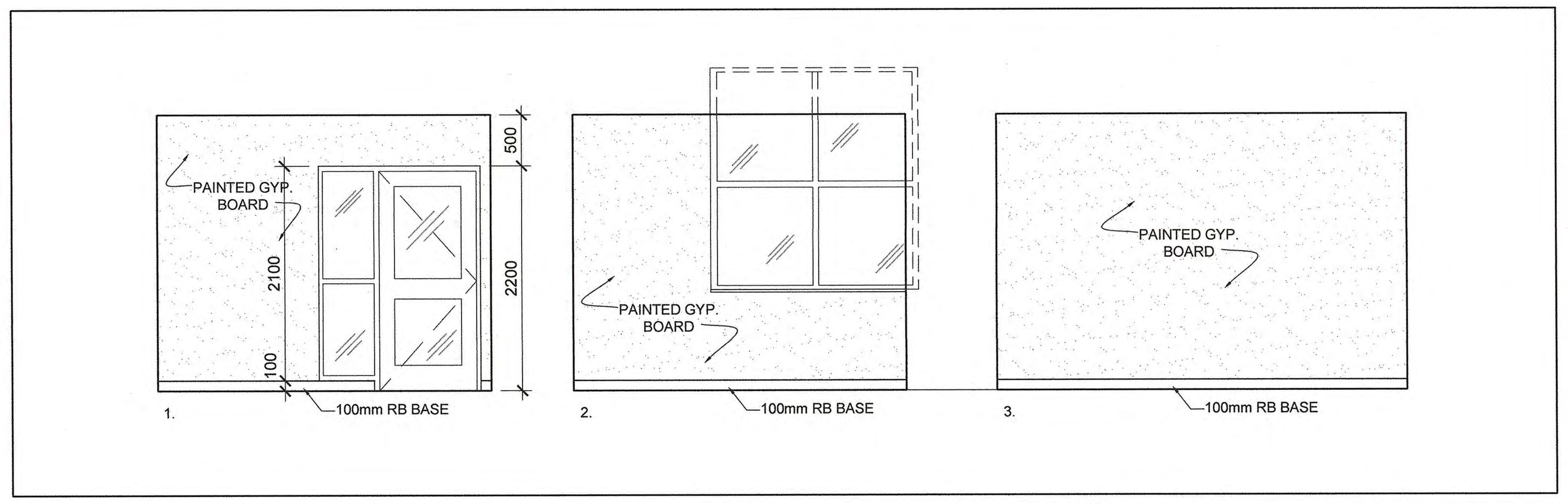

1 A701 INTERIOR ELEVATIONS - V-P'S FFICE 2
1:50

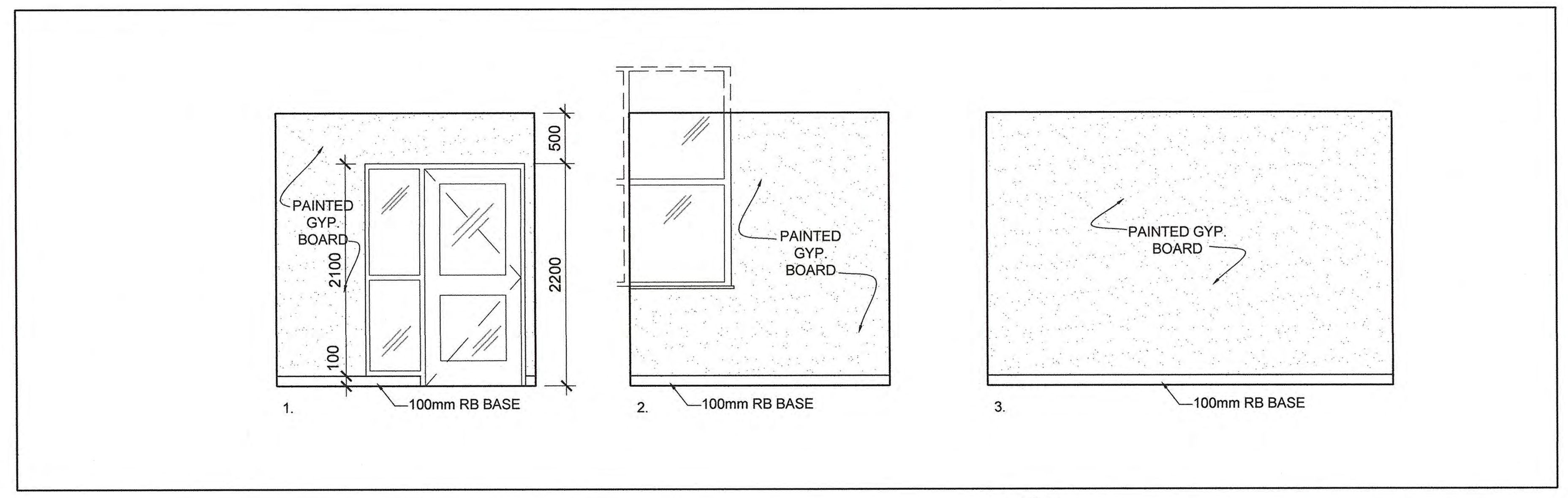

2 A701 INTERIOR ELEVATIONS - MANAGER'S OFFICE
1:50

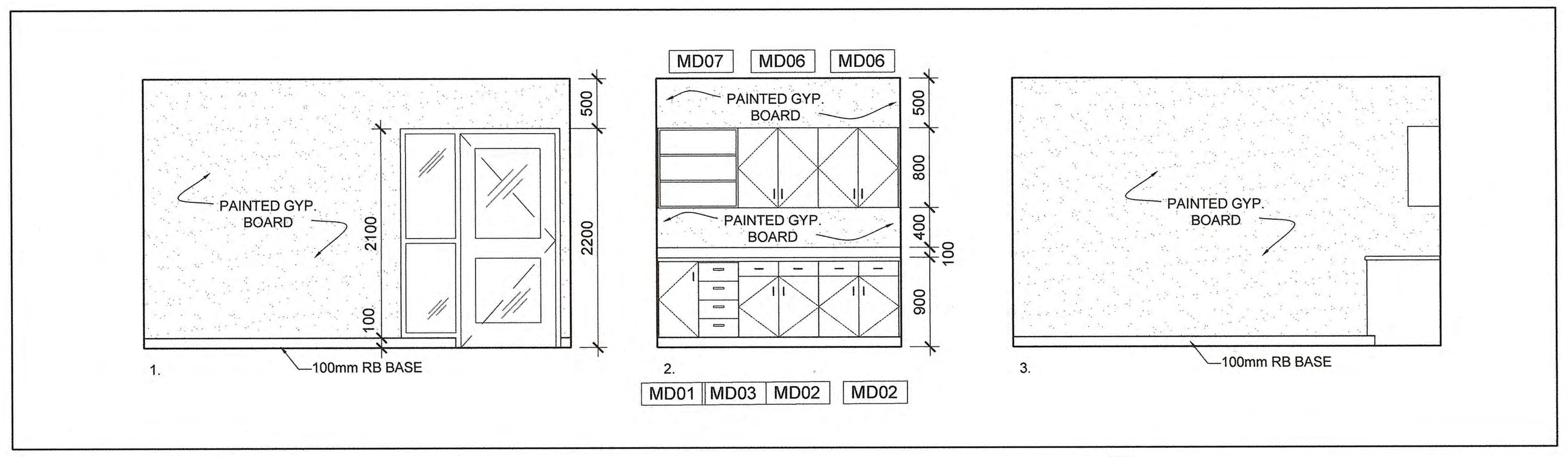

3 A701 INTERIOR ELEVATIONS - PRINT ROOM
1:50

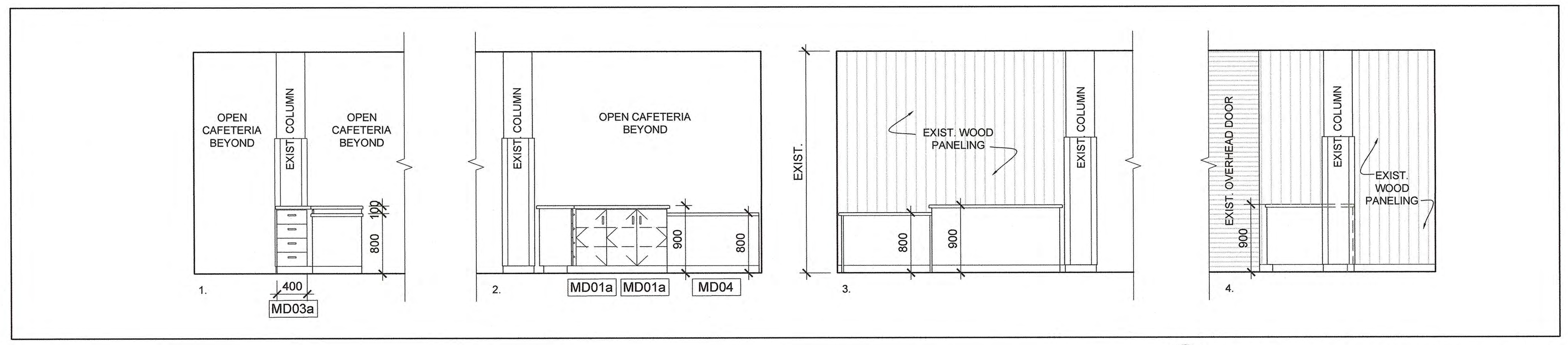

4 A701 INTERIOR ELEVATIONS - BREAKFAST CLUB
1:50

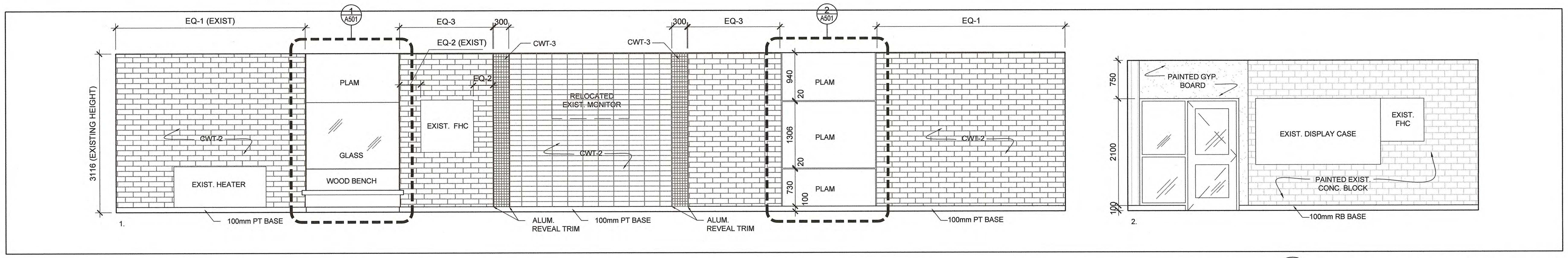

5 A701 INTERIOR ELEVATIONS - EXISTING CAFETERIA
1:50

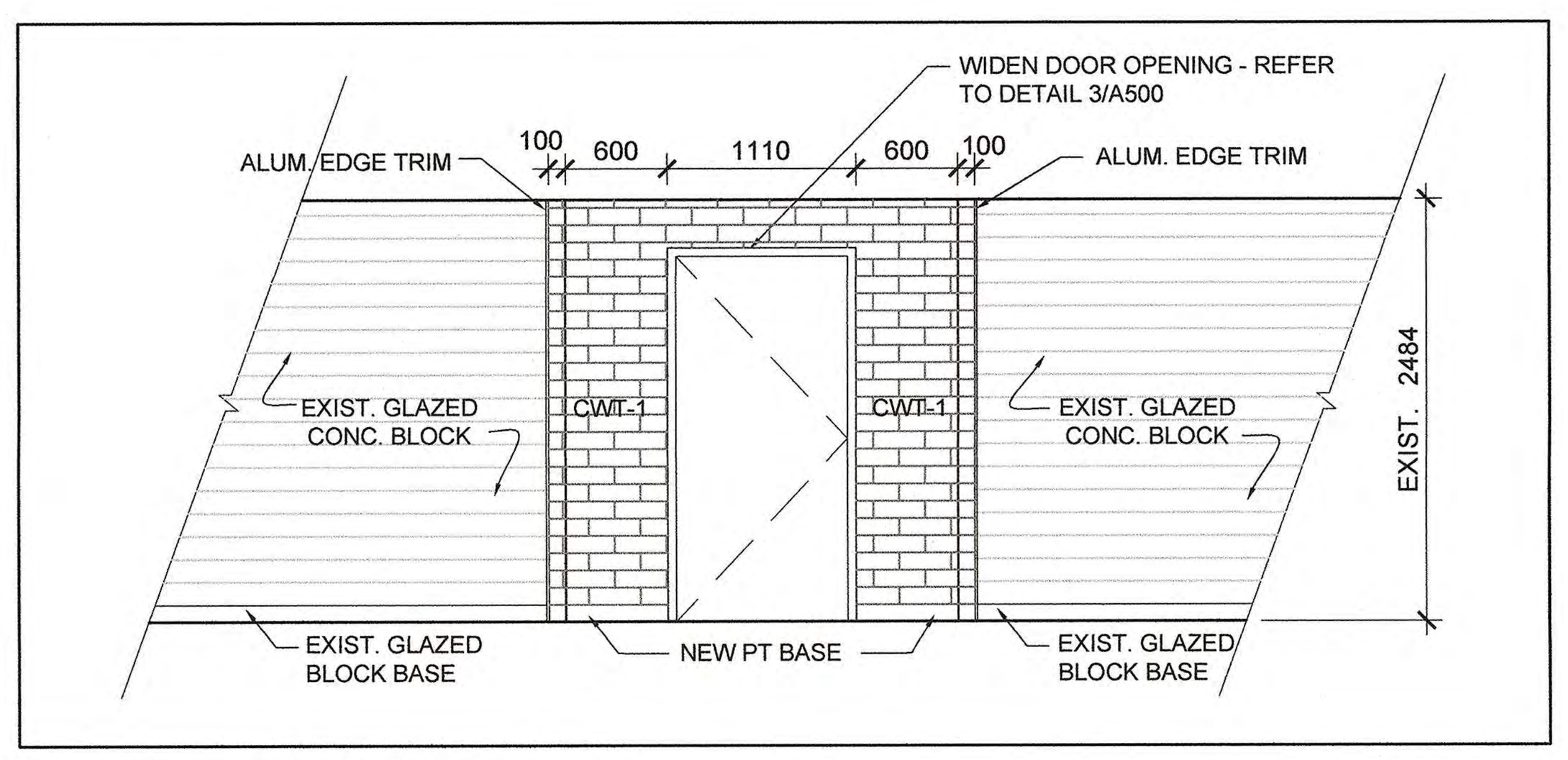

6 A701 INTERIOR ELEVATIONS - EXISTING CORRIDOR AT UNIVARSAL WR
1:50

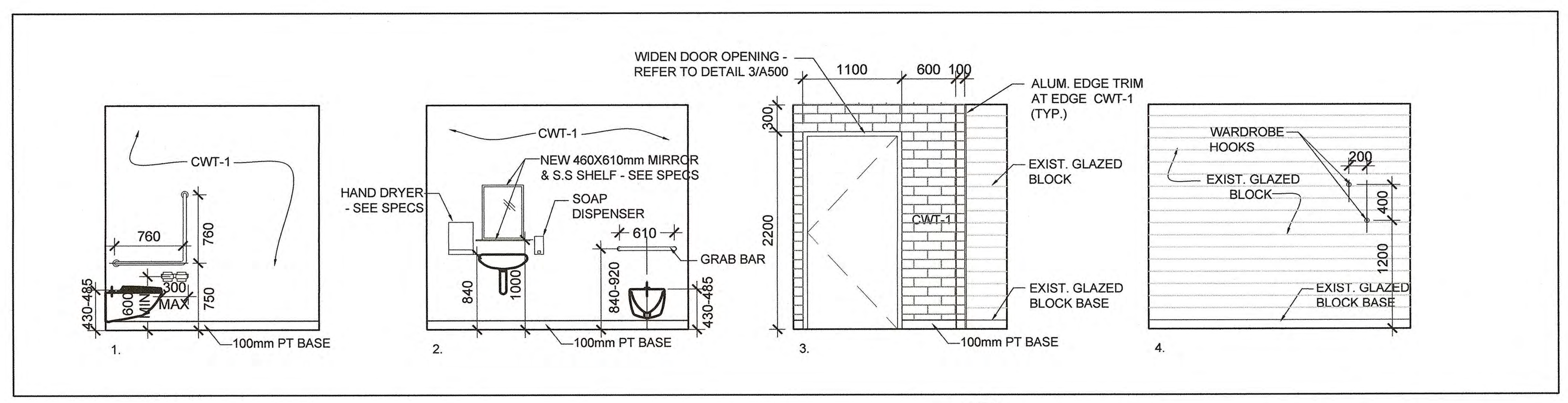

7 A701 INTERIOR ELEVATIONS - UNIVERSAL WASHROOM RM 118
1:50

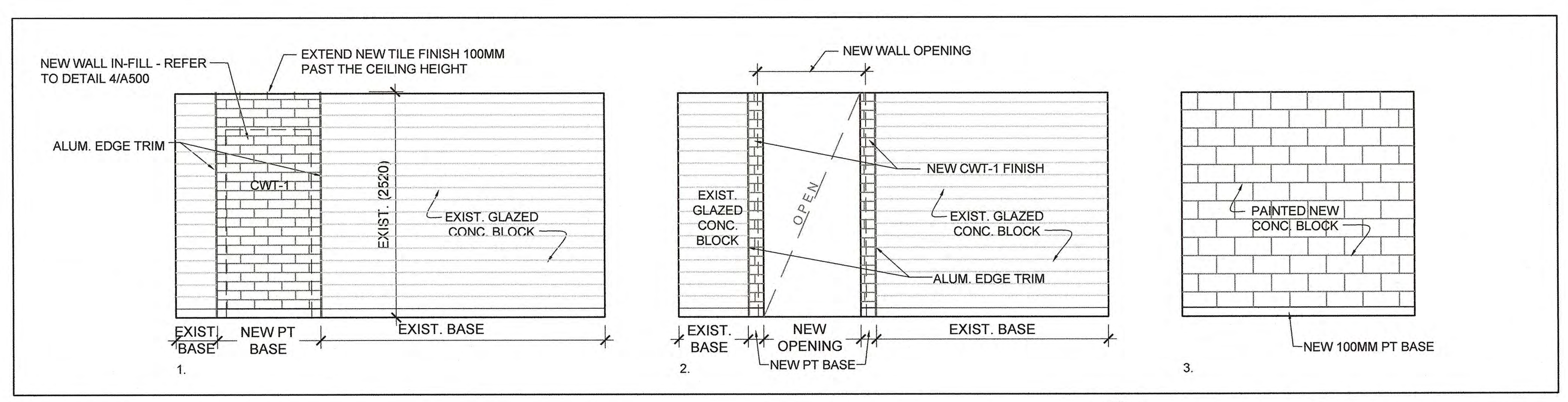

8 A701 INTERIOR ELEVATIONS - STORAGE RM 119
1:50

Client
Halton District School Board
2050 Guelph Line
Burlington, Ontario

BURLINGTON CENTRAL
H.S. RENOVATIONS

1433 Baldwin Street
Burlington, ON

Architect
sn/der
Snyder Architects Inc.
260 King St. E, Unit A101, Toronto, ON M5A 4L5
tel. 416.966.5444 fax. 416.966.4443
www.snyderarchitects.ca

Consultants

Structural Consultants
Moon Matz Ltd.
2902 South Sheridan Way
Oakville, Ontario, L6J 7L6
Tel: 905-274-7556

Mechanical and Electrical Consultants
CK Engineering Inc.
3390 South Service Rd, Suite 302
Burlington, Ontario, L7N 3J5
Tel: 905-631-1115

ALL CONSTRUCTION TO MEET ONTARIO BUILDING CODE REQUIREMENTS.

RECEIVED
FEB 0 2 2021
CITY OF BURLINGTON
BUILDING DEPARTMENT

Key Plan N.T.S.

No.	Revisions	Date

No.	Issue	Date
1	ISSUED FOR BUILDING PERMIT	2021/01/25

General Contractor shall check and verify all dimensions and report all errors and omissions to the Architect. Do not scale the drawings. Drawings shall not be used for construction purposes until issued by the Architect for construction.

ONTARIO ASSOCIATION OF ARCHITECTS
AVINASH GARDE
LICENCE
6242

Drawing Title:
INTERIOR ELEVATIONS

Scale: 1:50	Date: 01 25 2021
Drawn by:	Checked by:
Job No. 2005	Drawing No. A701

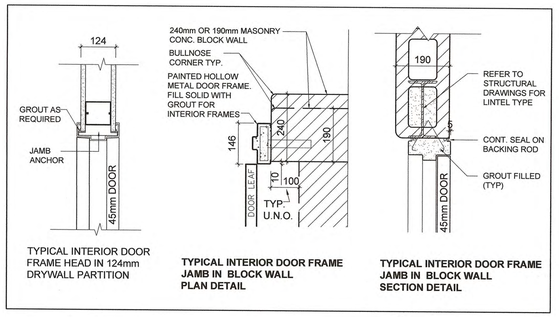

TYPICAL INTERIOR DOOR FRAME HEAD IN 124mm DRYWALL PARTITION

TYPICAL INTERIOR DOOR FRAME JAMB IN BLOCK WALL PLAN DETAIL

TYPICAL INTERIOR DOOR FRAME JAMB IN BLOCK WALL SECTION DETAIL

4 / A800 **DOOR JAMB DETAILS** 1:10

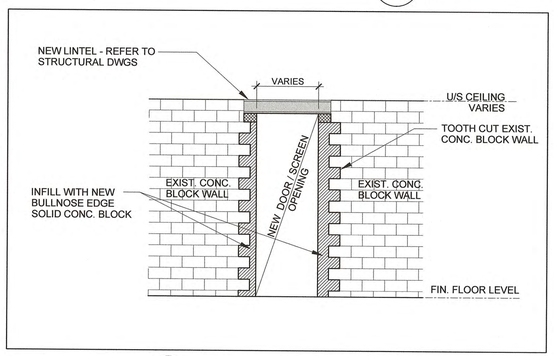

5 / A800 **NEW DOOR OPENING IN EXIST. CONC. BLOCK WALL DETAIL** 1:50

DOOR SCHEDULE (NEW & EXISTING DOORS)

MARK	ROOM NAME	INTERIOR DOOR										INTERIOR FRAME					
		FIRE RATING	TYPE	LEAF WIDTH	LEAF HEIGHT	NO. OF LEAFS	THICKNESS	MATERIAL	FINISH	GLAZING	COMMENTS	SCREEN / FRAME TYPE	SCREEN GLAZING	FRAME /SCREEN MATERIAL	FRAME/SCREEN FINISH	MULLION	COMMENTS
101	GENERAL OFFICE	45 min. FRR	B	950	2150	1	45	HM	P	GL-2	PROVIDE MANUAL SHADES	SC03	GL-2	HM	P	-	PROVIDE MANUAL SHADES
102	MEETING ROOM	-	B	950	2150	1	45	WD	P	GL-1	PROVIDE MANUAL SHADES	SC02	GL-1	HM	P	-	PROVIDE MANUAL SHADES
103	PRINCIPAL'S OFFICE	-	B	950	2150	1	45	WD	P	GL-1	PROVIDE MANUAL SHADES	SC01a	GL-1	HM	P	-	PROVIDE MANUAL SHADES
104	VP'S OFFICE	-	B	950	2150	1	45	WD	P	GL-1	PROVIDE MANUAL SHADES	SC01	GL-1	HM	P	-	PROVIDE MANUAL SHADES
105	VP'S OFFICE	-	B	950	2150	1	45	WD	P	GL-1	PROVIDE MANUAL SHADES	SC01	GL-1	HM	P	-	PROVIDE MANUAL SHADES
106	MANAGER'S OFFICE	-	B	950	2150	1	45	WD	P	GL-1	PROVIDE MANUAL SHADES	SC01	GL-1	HM	P	-	PROVIDE MANUAL SHADES
107	C&Y COUNSELOR'S OFFICE	-	B	950	2150	1	45	WD	P	GL-1	PROVIDE MANUAL SHADES	SC01a	GL-1	HM	P	-	PROVIDE MANUAL SHADES
108	PRINT/COPY ROOM	-	B	950	2150	1	45	WD	P	GL-1	PROVIDE MANUAL SHADES	SC01	GL-1	HM	P	-	PROVIDE MANUAL SHADES
109	OSR STORAGE	-	A	950	2150	1	45	WD	P	-		F1	-	HM	P	-	
111	GUIDANCE	45 min. FRR	B	950	2150	1	45	HM	P	GL-2	PROVIDE MANUAL SHADES	SC04	GL-2	HM	P	-	PROVIDE MANUAL SHADES
112	IB CO-ORDINATOR'S OFFICE	-	B	950	2150	1	45	WD	P	GL-1	PROVIDE MANUAL SHADES	SC01a	GL-1	HM	P	-	PROVIDE MANUAL SHADES
113	GUIDANCE COUNSELOR'S OFFICE	-	B	950	2150	1	45	WD	P	GL-1	PROVIDE MANUAL SHADES	SC01	GL-1	HM	P	-	PROVIDE MANUAL SHADES
114	GUIDANCE COUNSELOR'S OFFICE	-	B	950	2150	1	45	WD	P	GL-1	PROVIDE MANUAL SHADES	SC01a	GL-1	HM	P	-	PROVIDE MANUAL SHADES
115	SOCIAL WORKER'S OFFICE	-	B	950	2150	1	45	WD	P	GL-1	PROVIDE MANUAL SHADES	SC01	GL-1	HM	P	-	PROVIDE MANUAL SHADES
116	EXISTING STORAGE ROOM	45 min. FRR	A	950	2150	1	45	HM	P	-		F1	-	HM	P	-	
118	UNIVERSAL WASHROOM	45 min. FRR	A	1000	2150	1	45	WD	P	-		F1	-	HM	P	-	
EX119	STORAGE	EX	EX	EX	EX	EX	EX	EX	P	-		EX	-	EX	P	-	
EX120	EXIST. FEMALE WASHROOM	EX	EX	EX	EX	EX	EX	EX	P	-		EX	-	EX	P	-	
EX121	EXIST. MALE WASHROOM	EX	EX	EX	EX	EX	EX	EX	P	-		EX	-	EX	P	-	
130A	EXISTING VESTIBULE	-	C	1050	2150	2	45	AL	PF	GL-1	PROVIDE MANUAL SHADES	SC06	GL-1	AL	PF	FIXED	
130B	EXISTING VESTIBULE	-	C	1050	2150	1	45	AL	PF	GL-1	PROVIDE POWER DOOR OPERATOR	SC06	GL-1	AL	PF		
		EXTERIOR DOOR										EXTERIOR FRAME					
130C	EXISTING VESTIBULE	-	D	1050	2150	2	45	AL	PF	SGA		CW01	SGA	AL	PF	FIXED	
130D	EXISTING VESTIBULE	-	D	1050	2150	1	45	AL	PF	SGA	PROVIDE POWER DOOR OPERATOR	CW01	SGA	AL	PF		

LEGEND:

HM	HOLLOW METAL	GL-1	TEMPERED SAFETY GLASS	SIG	SEALED INSULATING GLASS UNITS
AL	ALUMINUM	GL-2	FIRE-RATED GLASS	P	PAINT
WD	WOOD	GL-3	FIRE-RATED LAMINATED GLASS	PF	PRE FINISHED
FRR	FIRE RESISTANT RATING	ASP	ALUMINUM SPANDREL PANEL	EX	EXISTING

DOOR & FRAME NOTES:

1. ALL DOORS AND FRAMES MUST HAVE APPROPRIATE REINFORCING.
2. ALL FRAMES TO BE CONCRETE FILLED.
3. FOR HARDWARE, REFER TO HARDWARE SCHEDULE.
4. ALL INTERIOR DOORS AND SCREENS TO BE HM & GLAZING TO BE TEMPERED SAFETY GLASS 'GL-1', UNLESS NOTED OTHERWISE.
5. GLAZING IN FIRE RATED SEPARATIONS TO BE GL-2 FIRE-RATED GLASS. REFER TO DOOR SCHEDULE
6. ALL FRAME IN FIRE SEPARATION AREAS TO BE FIRE RATED (FRR)

1 / A800 **DOOR SCHEDULE** N/A

All doors requiring a fire rating shall be labelled (ie: U.L.C. or Warnock Hersey), be installed in labelled frames and be equipped with listed hardware (ie: self-closers, panic hardware and latching devices).

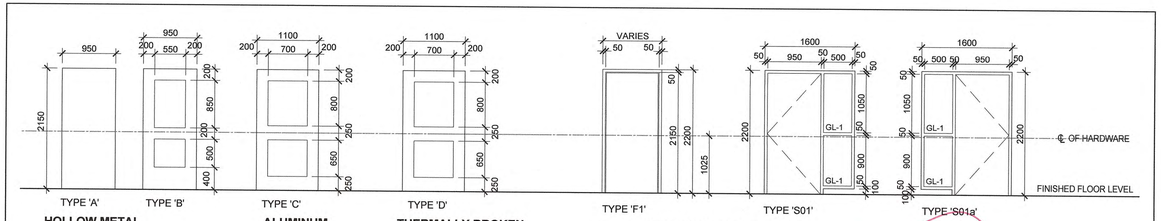

HOLLOW METAL INTERIOR DOORS

ALUMINUM INTERIOR DOORS

THERMALLY BROKEN ALUMINUM EXTERIOR DOORS

HOLLOW METAL INTERIOR FRAMES

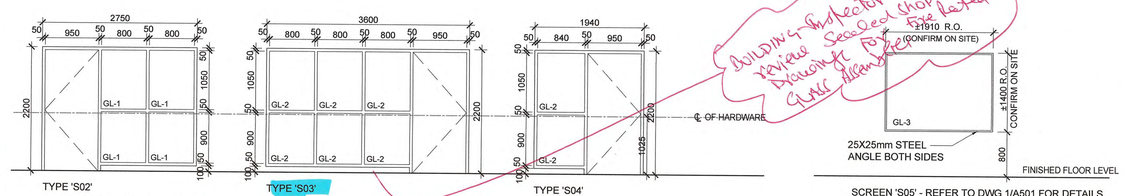

INTERIOR HOLLOW METAL FRAMES

Building Inspector to review Sealed Shop Drawings for Fire Rated Glass Assemblies

SCREEN 'S05' - REFER TO DWG 1/A501 FOR DETAILS

FIRE RATED LAMINATED GLASS SCREEN

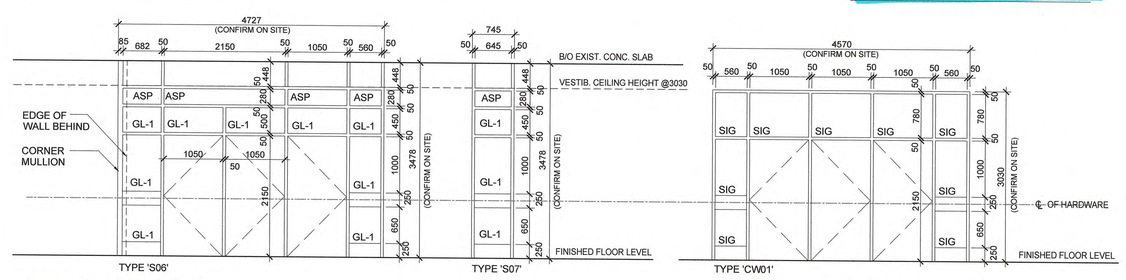

INTERIOR ALUMINUM FRAMES

THERMALLY BROKEN ALUMINUM EXTERIOR FRAME

3 / A800 **DOOR, FRAME & SCREEN TYPES** 1:50

ROOM FINISH SCHEDULE

ROOM #	ROOM NAME	FINISHES				
		FLOOR FINISH	BASE FINISH	WALL FINISH	CEILING FINISH	COMMENTS
GROUND FLOOR						
101	GENERAL OFFICE	LVT	RB	EX/CB/GB- P	ACT/GB - P	
102	MEETING ROOM	LVT	RB	GB - P	ACT	
103	PRINCIPAL'S OFFICE	LVT	RB	GB - P	ACT	
104	VP'S OFFICE	LVT	RB	GB - P	ACT	
105	VP'S OFFICE	LVT	RB	GB - P	ACT	
106	MANAGER'S OFFICE	LVT	RB	GB - P	ACT	
107	CHILD & YOUTH COUNSELOR'S OFFICE	LVT	RB	GB - P	ACT	
108	PRINT/COPY ROOM	LVT	RB	GB - P	ACT	
109	OSR STORAGE	LVT	RB	GB - P	ACT	
110	CORRIDOR	LVT	RB	GB - P	ACT	
111	GUIDANCE	LVT	RB	GB - P	ACT	
112	IB CO-ORDINATOR'S OFFICE	LVT	RB	GB - P	ACT	
113	GUIDANCE COUNSELOR'S OFFICE	LVT	RB	GB - P	ACT	
114	GUIDANCE COUNSELOR'S OFFICE	LVT	RB	GB - P	ACT	
115	SOCIAL WORKER'S OFFICE	LVT	RB	GB - P	ACT	
116	EXISTING STORAGE ROOM	EX	EX	EX/P	EX/P	
117	BREAKFAST CLUB	EX	EX/RB	EX	EX	
118	UNIVERSAL WASHROOM	PCT	PCT	EX/CWT	GB - P	
119	STORAGE	EX/TERR	EX/PCT	EX/CWT/P	ACT	
120	EXISTING FEMALE WASHROOM	EX/TERR	EX/PCT	EX/CWT/P	EX/ACT	
121	EXISTING MALE WASHROOM	EX/TERR	EX/PCT	EX/CWT/P	EX/ACT	

BARRIER FREE DOORWAY AND DOORS:

1. Every doorway that is located in a barrier-free path of travel shall have a clear width of not less than 860mm when the door is in the open position.
2. Door opening devices that are the only means of operation shall be designed to be operable using a closed fist, and be mounted not less than 900mm and not more than 1100mm above the finished floor.
3. Unless equipped with power door operator, a door in a barrier-free path of travel shall have a clear space beyond a latch side of not less than:
   600 mm where the door swings towards the approach side, and
   300 mm where the door swings away from the approach side.
   300mm beyond both sides of a sliding door.
4. Where a vision panel is provided in a barrier free path of travel, such panel shall be at least 75 mm in width and be located so that:
   The bottom of the panel is not more than 900 mm above the finished floor, and
   The edge of the panel closet to the latch is not more than 250 mm from the latch side of the door.

LEGEND:

EXP	EXPOSED CEILING	CWT	CERAMIC WALL TILES		
EX	EXISTING FINISH	PCT	PORCELAIN CERAMIC TILES		
GB	GYPSUM BOARD	LVT	LUXURY VINYL TILE		
CB	CONCRETE BLOCK	RB	RESILIENT BASE		
P	PAINT	ACT	ACOUSTIC CEILING TILE		

ROOM FINISH SCHEDULE NOTES:

1. PROVIDE STAINLESS STEEL TRANSITION STRIP FOR ALL DOOR THRESHOLDS WHERE FLOOR FINISH CHANGES.
2. AT TRANSITIONS WHEN ADJACENT FLOOR FINISHES ARE OF DIFFERENT THICKNESS, SLOPE THE FLOOR SO AS TO SET A SEAMLESS FLUSH TRANSITION.
3. ALL NEW WALLS AND GB CEILINGS TO BE PAINTED.
4. FOR INTERIOR ELEVATIONS AND MORE INFORMATION REFER TO DRAWING A700.

2 / A800 **ROOM SCHEDULE** N/A

Client
Halton District School Board
2050 Guelph Line
Burlington, Ontario

BURLINGTON CENTRAL H.S. RENOVATIONS

1433 Baldwin Street
Burlington, ON

Architect
snyder
Snyder Architects Inc.
260 King St. E, Unit A101, Toronto, ON M5A 4L5
tel. 416.968.5444 fax. 416.968.4443
www.snyderarchitects.ca

Consultants

Structural Consultants
Moon Matz Ltd.
2902 South Sheridan Way
Oakville, Ontario, L6J 7L6
Tel: 905-274-7556

Mechanical and Electrical Consultants
CK Engineering Inc.
3390 South Service Rd, Suite 302
Burlington, Ontario, L7N 3J5
Tel: 905-631-1115

ALL CONSTRUCTION TO MEET ONTARIO BUILDING CODE REQUIREMENTS.

RECEIVED
FEB 02 2021
CITY OF BURLINGTON
BUILDING DEPARTMENT

Key Plan N.T.S.

No.	Revisions	Date

No.	Issue	Date
1	ISSUED FOR BUILDING PERMIT	2021/01/25

General Contractor shall check and verify all dimensions and report all errors and omissions to the Architect. Do not scale the drawings. Drawings shall not be used for construction purposes until issued by the Architect for construction.

ONTARIO ASSOCIATION OF ARCHITECTS
AVINASH GARDE
LICENCE
6242

Drawing Title:
DOOR SCHEDULE & ROOM FINISH SCHEDULE

Scale: AS NOTED	Date: 01 25 2021
Drawn by:	Checked by:
Job No. 2005	Drawing No. A800

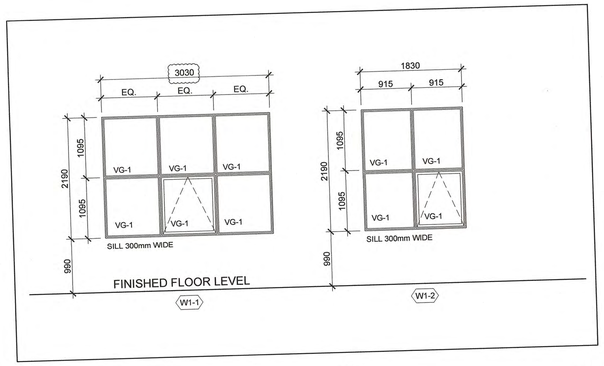

1 A801 **WINDOWS ELEVATIONS - FIRST FLOOR** 1:50

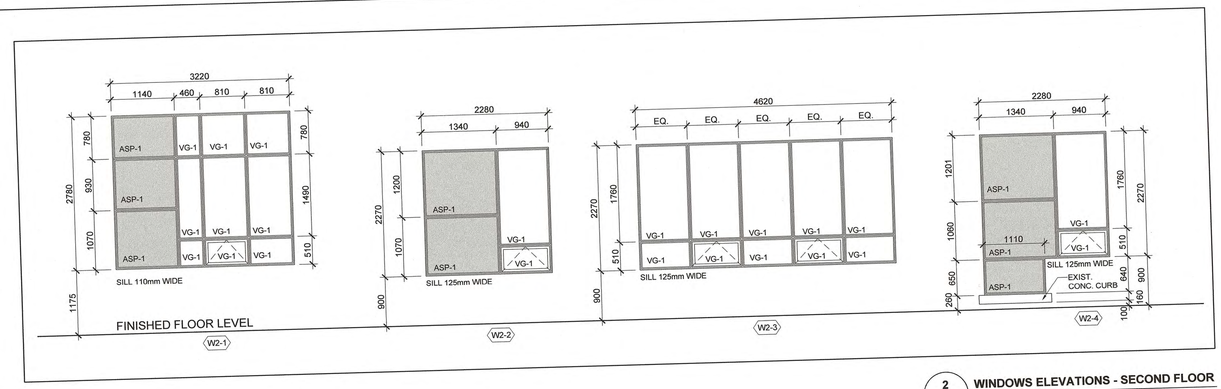

2 A801 **WINDOWS ELEVATIONS - SECOND FLOOR** 1:50

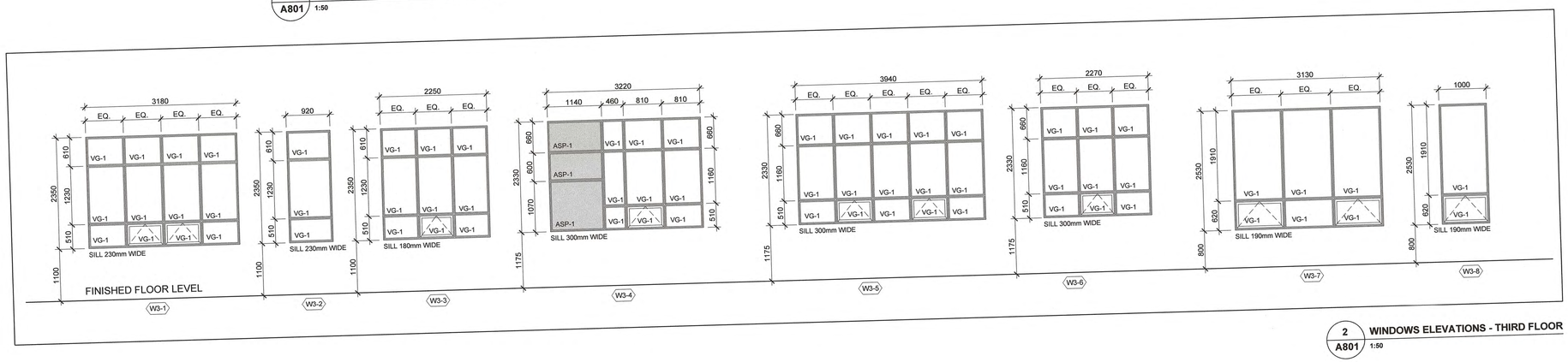

2 A801 **WINDOWS ELEVATIONS - THIRD FLOOR** 1:50

LEGEND:

VG-1 VISION GLASS - SEALED INSULATING GLASS UNITS (SIG-CLR-1)
ASP-1 ALUMINUM SPANDREL PANEL

ALL WIDOW FRAMES - EXTRUDED ALUMINUM WITH ANODIZED FINISH

ALL WINDOW SIZES TO BE CONFIRM ON SITE PRIOR TO FABRICATION.

WINDOW SCHEDULE

WINDOW SYMBOL	FLOOR & ROOM NUMBER	QUANTITY
W1-1	FIRST FLOOR/ RM 103, 104, 105, 106, 111	4
W1-2	FIRST FLOOR/ RM 112	1
W2-1	SECOND FLOOR/ RM 221	1
W2-2	SECOND FLOOR/ RM 222	1
W2-3	SECOND FLOOR/ RM 209, 211	2
W2-4	SECOND FLOOR/ RM 209, 211	1
W3-1	THIRD FLOOR/ STAFF RM	3
W3-2	THIRD FLOOR/ STAFF RM	1
W3-3	THIRD FLOOR/ STAFF RM	1
W3-4	THIRD FLOOR/ RM 321	1
W3-5	THIRD FLOOR/ RM 321	1
W3-6	THIRD FLOOR/ RM 321	1
W3-7	THIRD FLOOR/ CORRIDOR	1
W3-8	THIRD FLOOR/ PREP. RM	2

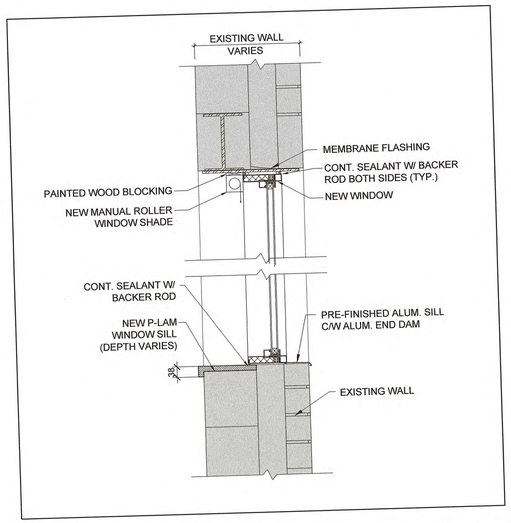

3 A801 **REPLACED WINDOW - TYPICAL SECTION DETAIL** 1:10

Client
Halton District School Board
2050 Guelph Line
Burlington, Ontario

BURLINGTON CENTRAL H.S. RENOVATIONS

1433 Baldwin Street
Burlington, ON

Architect
snyder
Snyder Architects Inc.
260 King St. E, Unit A101, Toronto, ON M5A 4L5
tel. 416.966.5444 fax. 416.966.4443
www.snyderarchitects.ca

Consultants

Structural Consultants
Moon Matz Ltd.
2902 South Sheridan Way
Oakville, Ontario, L6J 7L6
Tel: 905-274-7556

Mechanical and Electrical Consultants
CK Engineering Inc.
3390 South Service Rd, Suite 302
Burlington, Ontario, L7N 3J5
Tel: 905-631-1115

ALL CONSTRUCTION TO MEET ONTARIO BUILDING CODE REQUIREMENTS.

RECEIVED
FEB 02 2021
CITY OF BURLINGTON BUILDING DEPARTMENT

Key Plan N.T.S.

No.	Revisions	Date
1	ISSUED FOR BUILDING PERMIT	2021/01/25

No.	Issue	Date

General Contractor shall check and verify all dimensions and report all errors and omissions to the Architect. Do not scale the drawings. Drawings shall not be used for construction purposes until issued by the Architect for construction.

ONTARIO ASSOCIATION OF ARCHITECTS
AVINASH GARDE
LICENCE 6242

Drawing Title:
WINDOW SCHEDULE

Scale:	AS NOTED	Date:	01 25 2021
Drawn by:		Checked by:	
Job No.	2005	Drawing No.	A801