



Marusia Douglas
Procurement Specialist
City of Hamilton
Corporate Services Department
Procurement Section
Phone: (905) 546-2424, ext.: 3707
E-Mail: marusia.douglas@hamilton.ca

Date Issued: February 11, 2021.

REQUEST FOR TENDER

CONTRACT NUMBER: C13-01-21

Tender for Prequalified Vendors for Interior Office Renovation at 330 Wentworth Avenue North

REVISED CLOSING DATE: February 25, 2021, 3:00 PM (HAMILTON TIME)

ADDENDUM 1

The following queries and responses, issued by the Procurement Section shall form part of the **Request for Tender** documents for the above, and the revisions and additions noted herein and any attachments shall read in conjunction with all other documents. This Addendum shall, however, take precedence over all previously issued **Request for Tender** documents where differences occur.

Included in this Addendum are:

- 8 Pages for Addendum 1
- 3 Pages for Consultant's Addendum 1
- 2 Pages for Updated Drawings AD607 & AD613
- 13 Page total**

1. CLOSING DATE EXTENSION

The closing date has been extended from February 18th, 2021 to February 25th, 2021 at 3:00 PM (Hamilton time).

Bidders are advised that no questions will be considered past February 16th, 2021.

2. ADDITIONS AND DELETIONS

1. The following consultant addenda (Consultant's Addendum 1) listed below form part of C13-01-21 Tender for Prequalified Vendors for Interior Office Renovation at 330 Wentworth Avenue North
2. DELETE: Lump Sum Breakdown of Base Bid Price, Cash Allowance of \$95,000.00

REPLACE WITH: Cash Allowance of \$105,000.00

3. Bidders are advised to delete AD607 and replace with AD607 as attached in this Addendum 1.
4. Bidders are advised to delete AD613 and replace with AD613 as attached in this Addendum 1.

3. QUESTIONS AND CLARIFICATIONS

Q1	Please advise if a site meeting can be arranged.
R1	A site walk through cannot be arranged at this time during the COVID restrictions.
Q2	Please clarify cash allowance amount and a list of items covered. (Cash allowance in Section 01020 = \$105,000.00 with five items included, however Schedule of Prices = \$95,000.00 and four items included).
R2	Schedule of Prices has been updated. Lump Sum Breakdown has also been updated.
Q3	Q:Can architect provide a colour schedule for the plastic laminate, as there are substantial price variations between manufacturers with laminate range from \$50.00 to \$400.00/sht(Octolam) Reference Section 06400Arch Woodwork,: 2.2 Plastic LaminateFinish shall be "Velvatex" or "Suede" by Arborite, or equivalent manufactured by Formica, Durolam Ltd., "Wilson Art" as distributed by Meteor Plywoods Ltd., "Micarta" distributed by Montego Forest Products Ltd., "Nevamar" distributed by Ceratec Inc., or approved equivalent by Octopus Products Limited. Allow for maximum of 2 colours chosen by Consultant
R3	Plastic laminate has been deleted. Refer to architectural item #3 in Consultant's Addendum 1.
Q4	Q:Can architect provide a colour schedule for the melamine as there are substantial price variations i.e. melamine from \$30.00 to \$80.00/sht? Reference: 2.5 Melamine Clad Cabinet Work 14. Finish: .1 Melamine surfaced panels shall be finished both sides in the same colours, patterns, and grain as selected by the Consultant. Allow for two colours.
R4	Finish selection for melamine cabinet work based on Uniboard - 555 Novawhite Dolomite finish. Only one colour is required.
Q5	Q:Can architect provide a colour schedule for the Solid Surface, as there are substantial price variations between manufacturers with solid surface range from \$55.00/sq ft to \$125.00/sq

	<p>foot</p> <p>Reference : 2.8 Solid Surface Counter Tops</p> <p>1. To be 19mm CORIAN countertop & sides from Corian® solid surfaces series, manufactured by the DuPont Company. Solid surface to be nonporous, homogeneous material.</p> <p>Acceptable alternate: by Formica.</p> <p>2. The countertop should be 1/2 inch thick cast, nonporous, filled polymer, not coated, composite construction with through body colours. Bullnose edge treatment to have 38mm full bullnose.</p> <p>4. Colour by Architect from standard colour palette.</p>
R5	The basis of the design will be “Ash Aggregate” Finish selection for solid surface countertop work based on Corian – Ash Aggregate. Only one colour is required
Q6	<p>Detail Dwg#AD607 MM-15, AD613</p> <p>Q:Dwg specs both Birch Veneer Plywood construction and Melamine construction, which material do we carry for?</p>
R6	Refer to architectural item #3 in Consultant’s Addendum 1.
Q7	<p>Detail Dwgs#AD608/609/610/611/612</p> <p>Dwg specs Birch Veneer Plywood construction unless noted otherwise and</p> <p>Section 09000 Finishes and Colour Notes</p> <p>Pg#1</p> <p>2. All interior fitments, casework, millwork, and the like, to be melamine unless otherwise noted.</p> <p>Refer to Sections for specific requirements regarding materials, construction, finishes and hardware.</p> <p>Note that drawer and cupboard interiors are to be considered as exposed surfaces and will therefore be finished.</p> <p>Q:Both Birch Veneer Plywood construction and Melamine construction are spec’d, which material do we carry for?</p>
R7	Refer to architectural item #3 in Consultant’s Addendum 1.
Q8	<p>Section 06400 Arch Woodwork</p> <p>Pg#2&3</p> <p>2.4 Cabinet Hardware</p> <p>1. Furnish and install all hardware to custom case work as follows:</p> <p>.1 Cupboard Doors - 19 mm thick:</p> <p>Cupboard Locks 8703/8704 14a National</p> <p>Drawer Locks 8703 - 14a National</p> <p>Q:Can architect indicate specifically which cabinets get locks?</p>
R8	Locking requirements for the millwork items are shown on the AD drawings. If there are no locks shown on the AD drawings for a millwork item then there are

	no locking requirements for that item.
Q9	<p>4 Cupboard Doors - 35 mm thick: Hinges F179 76x76 Stanley C15 Roller Catches 504N Onward C26 Surface bolt 043-4 X Angle Strike C15 Door Pulls CBH245-4 1/2" C32D Cupboard Locks 44F73-44FS3-626 Best Lock and Pg#4 2.5 Melamine Clad Work 13. 35 mm thick doors shall be solid core with plastic laminate both sides and on all three (3) edges, color and grain to match melamine. Q:Can architect confirm above hardware and doors spec'd for 35mm thick doors are not applicable to this project?</p>
R9	There are no 35mm cupboard doors as part of this project. Refer to architectural item #3 in Consultant's Addendum 1.
Q10	Is there a requirement for an Agreement to Bond to be submitted with tender or only the Bid Bond?
R10	Refer to the Supplementary Conditions to Contract Ccdc 2-2008, Sc 57. Gc 11.2 Contract Security.
Q14	Some of the new partitions extend to the u/s of the existing structure. Can a cross-section identifying the heights be provided?
R14	Refer to the general notes on architectural drawings A1.02 (note #9) and A1.03 (note #8) for the heights to the underside of the existing metal deck above.
Q17	Please refer to the following paragraph from Section 2050 "Should material resembling spray or trowel-applied asbestos be encountered, notify Architect. Any asbestos encountered will be removed by the Owner's Contractor". In this way, who is responsible for the cost of testing for designated substances like asbestos, the Owner or the General Contractor?
R17	The Owner will be responsible for the costs associated with the testing of any suspected designated substance.
Q18	<p>General Notes #2 on drawing A1.00a mention "CoH is responsible for the removal of any free standing furniture (chairs, shelves, etc...). Contractor is responsible for the removal and disposal of any items that remain unless noted otherwise." Furniture Demolition Notes #2, also on the same drawing, mention "Remove and return to owner existing furniture". Please clarify which furniture is to be returned to the owner?</p>

R18	As indicated on the drawings all furniture within the existing enclosed offices is to be removed and returned to the owner.
Q23	Please confirm that the space will be operational by others during the daytime regular working hours. Please confirm that this project is to be completed after hours and on weekends. Please advise the timings for construction activity on weekdays and weekends.
R23	Refer to the notes on the Phasing Plans (A0.01) and to section 01005 – General Instructions item 5.1 - Phasing. Access to rooms 203,204, and 212 must be maintained at all times during construction. The intent is to occupy the other spaces as they are completed. Drawing A0.01 gives a general idea as to the order that spaces will be occupied and it is the contractor's responsibility to develop a final phasing plan that will allow access to these spaces while allowing work to proceed during normal working hours unless noted otherwise.
Q25	Please advise if there are any base building contractors for Fire Alarm, Sprinkler, etc. Also, please advise the fire alarm panel manufacturer.
R25	The manufacturer information for the fire alarm panel can be found in the electrical specification, section 16600, item 1.5 Scope of Work.
Q26	Please advise the location of Fire Rated Glass mentioned in spec 08800. Please advise if the interior glazing and exterior glazing is new or existing.
R26	Fire rated glass is not required in this project. Refer to Architectural item #7 this addendum. All exterior glazing is existing to remain. All interior glazing is existing to remain unless shown otherwise on the demolition and construction floor plans.
Q27	Please advise the location of Fire Rated Glass mentioned in spec 08800. Please advise if the interior glazing and exterior glazing is new or existing.
R27	Fire rated glass is not required in this project. Refer to Architectural item #7 this addendum. All exterior glazing is existing to remain. All interior glazing is existing to remain unless shown otherwise on the demolition and construction floor plans.
Q28	Please advise if you are signatory to any unions? Are we required to mandatorily use union contractors for any of the scope of works?
R28	There are no union requirements.
Q29	There is a Spec Section for Misc Metals identifying Railings & Guards. Please advise drawing / location for railing and guards. Does this refer to stair railing and / or corner guards?
R29	All existing railings and guards at the stairs and around floor openings are to remain. The specification for the corner guards can be found in Section 10001 –

	Manufactured Specialties
Q30	We'd like to kindly request a site visit in order to assess the site conditions and other possible constraints to the demolition and construction activities.
R30	A site walk through cannot be arranged at this time during the COVID restrictions.
Q32	Based on the Cash Allowances, can you confirm that we are only to carry the rough in for the Data and Security scope of work?
R32	<p>For the Communication Cabling System (data/tel), the Division 16 scope is per specification section 16531, 1.3. The cash allowance listed in item 2.7 is for Division 16 to carry a cash allowance to provide all rough-ins, cables, terminations, jacks, faceplates, testing/verification and installation of City supplied WiFi devices . The exact quantity and location of the WiFi devices will be determine by the City IT Department once they have completed their heat test to determine how many devices will be required and where they need to be placed. The test is to be done by the City IT Department and is not in Division 16 scope.</p> <p>The security work is to include the supply and installation of any conduits required for the addition or relocation of security devices based on the City of Hamilton's requirements. The entire cost for this work is to be taken from sub-item .5 For security in section 01020 – Cash Allowances Part 2 – Cash Allowances item 13.</p>
Q33	Does the Hardware cash allowance include for the supply and install of the Automatic Door Operators?
R33	The door hardware cash allowance does include for the installation of any new automatic door operators.
Q35	Can you provide specification for the sliding aluminum Door #135, Is this a Automatic sider or Manual Slider?
R35	Basis of design: centre top hung SRT In-Line Sliding, standard profile, by PC 250 Architectural Solutions. Finish colour from manufacturers selection to be confirmed.
Q37	Is there any union requirements?
R37	There are no union requirements.
Q40	<p>Please refer to Section 01029 Cash Allowance, Part 2.10: Contractor's profit and overhead on all Cash Allowances to becarried in his lump sum amount, not in the Cash Allowances.</p> <p>Could you consider Contractor's profit and overhead to add after in cash allowances?</p>

R40	Contractor's overhead and profit is to be carried in the lump sum amount as per specification.
Q41	Please refer to section 16531, Part 2.7.2 says Div.16 to carry \$25,000 cash allowance as per section 01020 but section 01020 cash allowance doesn't show this item. Also please clarify, is complete Communication and security work including equipment, termination, cabling, labour complete will be paid from cash allowance?
R41	The amount referenced in section 16531, Part 2.7.2 is included in the overall cash allowance amount under section 01020 – Cash Allowance Part 2 – Cash Allowances item 13 sub-item .3 - For IT Systems. For the Communication Cabling System (data/tel), the Division 16 scope is per specification section 16531, 1.3. The cash allowance listed in item 2.7 is for Division 16 to carry a cash allowance to provide all rough-ins, cables, terminations, jacks, faceplates, testing/verification and installation of City supplied WiFi devices. The exact quantity and location of the WiFi devices will be determined by the City IT Department once they have completed their heat test to determine how many devices will be required and where they need to be placed. The test is to be done by the City IT Department and is not in Division 16 scope. The security work is to include the supply and installation of any conduits required for the addition or relocation of security devices based on the City of Hamilton's requirements. The entire cost for this work is to be taken from sub-item .5 For security in section 01020 – Cash Allowances Part 2 – Cash Allowances item 13.
Q42	Please provide the measurements for the U/S of Structure on the first and second floor.
R42	Refer to the general notes on A1.02 (#9) and A1.03 (#8) for the heights to the underside of the existing metal deck above.
Q43	Can you please advise if the GC need to include any other insurance other than CGL Insurance of \$2,000,000.00 Per Occurrence and \$4,000,000 in the aggregate?
R43	Refer to SC 56. GC 11.1 INSURANCE and PSSC 7. GC 11.1 INSURANCE.
Q44	The specifications indicate that Millwork company should be AWMAC member, Can non members be carried if we provide the guarantee and inspection services and can guarantee the work will meet the AWMAC millwork standards?
R44	This requirement is to remain as per specification.

Q45	WILL THE SUPPLIER FOR THE PSL PARTITION SYSTEM INCLUDE THE GLASS FOR THEIR SYSTEM, THESE ARE THE KIOSK AREAS AT THE LOBBY 101, INCLUDING DOORS AND SIDELITES AT DOOR 101A, 101B & 101C?
R45	Yes.

END OF ADDENDUM 1

Bidders submitting a Bid have made any necessary inquiries with respect to addenda issued by the City and have provided for all addenda in their Tender submission.

**All addenda will be posted on the City's bid opportunities portal at:
hamilton.bidsandtenders.ca**

Procurement Section, City of Hamilton, Ontario
 (Revised: November 19, 2019)

February 9, 2021

ARCHITECTURAL

Item 1 Refer to attached Architectural Detail drawings AD607 and AD613 for the revision to the countertop material for millwork items MM15

Item 2 Specification **Section 08211 – Wood Doors**

Part 2, paragraph **2.2 Materials**

Under item 1 – Solid Core Flush Doors – Non-Rated **delete sub-item .4 – Door faces** and **replace** with new sub-item “

.4 Door Faces:

.1 Veneer Grade: A

.2 Veneer Species: White Oak- to match existing doors.

.3 Veneer Cut: Plain sliced (Flat Cut)

.4 Veneer Leaf Match: Book Match

.5 Veneer Face Match/Assembly: Running.”

And **add** “

.5 Vertical Edges: Matching/Compatible veneer edge band over Structural Composite Lumber

.6 Horizontal Edges: PVC edge band to structural composite lumber bottom. Veneer edge band-top rail only”

Item 3 Specification **Section 06400 – Architectural Woodworking**

Clarification: all millwork in this project is melamine construction and supersedes veneer plywood references in the AD drawings

Part 2,

paragraph **2.1 Materials** **delete** item 6 in its entirety and replace with new item 6 “Primary Core Material: Medium density fibreboard to ANSI A208.2 [2009] Grade 155 [740–770 kg/m³ density].”

And

delete paragraph **2.2 Plastic Laminate** in its entirety.

and

paragraph **2.4 Cabinet Hardware** under item 1 **delete** sub-item .4 “Cupboard Doors – 35mm thick” in its entirety

And

Paragraph **2.5 Melamine Clad Cabinetwork** **delete** item 13 in its entirety

February 9, 2021

And

delete last sentence 'allow for two colours' and **replace** with 'Finish selection for melamine cabinet work based on Uniboard – 555 Nova White Dolomite finish. Only one colour is required.'

And

Delete paragraph **2.7 Plastic Laminate Tops** in its entirety.

Item 4 Specification Section 09660 – Resilient Tile Flooring and Rubber Base

Part 2, Paragraph 2.1 Materials item 2 – Acceptable Alternate add “Techtonic: ID Latitude LVT collections full range.”

Item 5 Specification **Section 10615 – Movable Partition System**

Part 3, paragraph **3.2 Installation** **delete** item .7 and **replace** it with new item .7:

- .7 Prewired Unit by this division: to accommodate factory-fabricated power/data junction boxes, complete with conduit and a power cable extending into the top rail raceway running continuously above kiosk wall panels, for site connections by Div. 16. The electrical scope of work by the 'Kiosk' supplier of this division and by Division 16 to be divided as follows:
- .1 By 'Kiosk' supplier under this division:
 - a. All electrical boxes with receptacles wired to BX cable extending into the top rail raceway.
 - b. All light switches connected by conduit to a junction box in the same wall assembly panel, with a BX extending into the top rail raceway.
 - c. All boxes for the data outlets with conduit extending into the top rail raceway.
 - d. The electric strikes on the two Kiosk door frames and holes drilled for door position sensors.
 - .2 By Division 16 contractor:
 - a. Combine all BX cables from the electrical receptacle boxes of item .1a above, into junction boxes, as needed, within the top rail raceway and connect to the base building power.
 - b. Combine all BX cables from the lighting box/switching of item.1b above, into junction boxes, as needed, within the top rail raceway and connect to the base building power. Supply and install light fixtures.
 - c. Complete the installation of .1c above by providing all data outlets and data cabling using top rail raceway and connection to the base building system.
 - d. Complete the installation of .1d above by providing wiring of the electric strike, door position switch, as well as supply and wiring of the card reader.”

Item 6 **Revise** the “Lobby Kiosk” note located on sheet A1.02 above the Lobby (Room 101) area by **adding**

“The Kiosk contractor to carry their prewired power cabling into their wire raceway, division 16 to make connections from these cabling terminations within the raceway and extend wiring to the

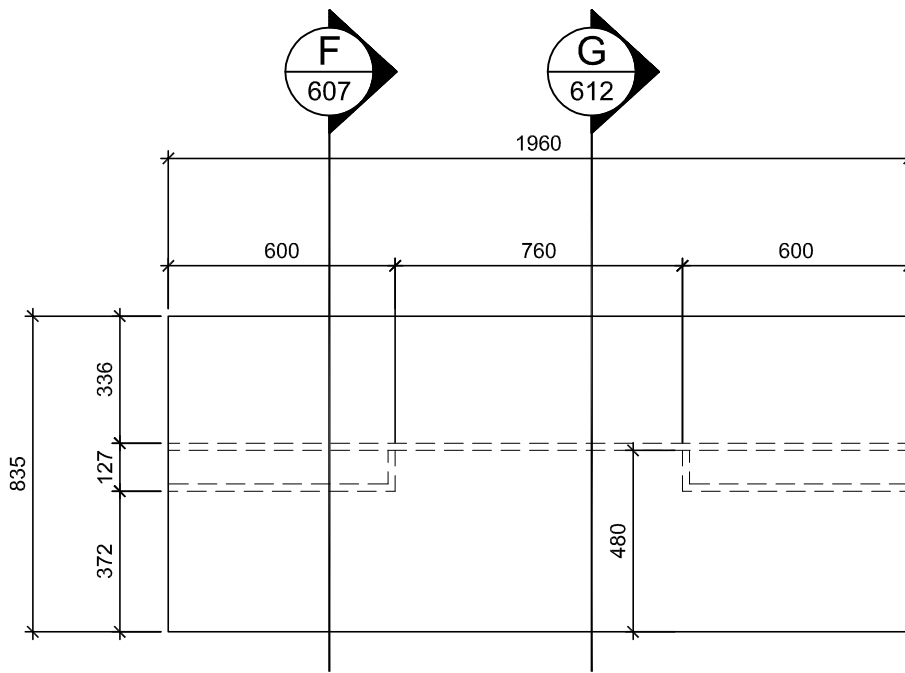
February 9, 2021

base building power. General contractors to coordinate and provide cutting and patching of gypsum board partition to suit.

Item 7 Specification **Section 08800 – Glazing**

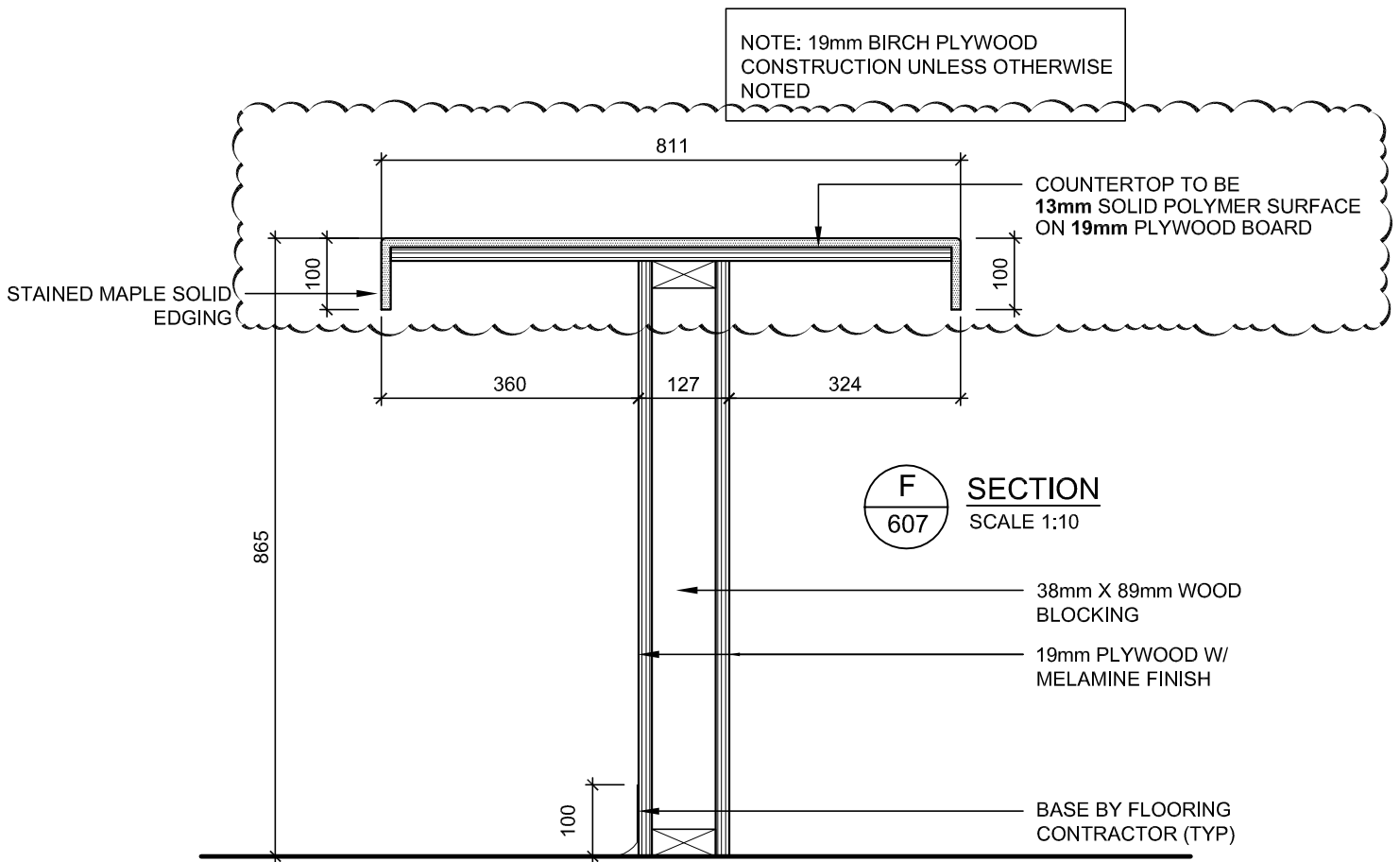
Part 2, paragraph **2.1 Materials** delete item 4. “Fire Rated glass (FRG)”

END OF ADDENDUM NO. 1



MM-15

PLAN
SCALE 1:20

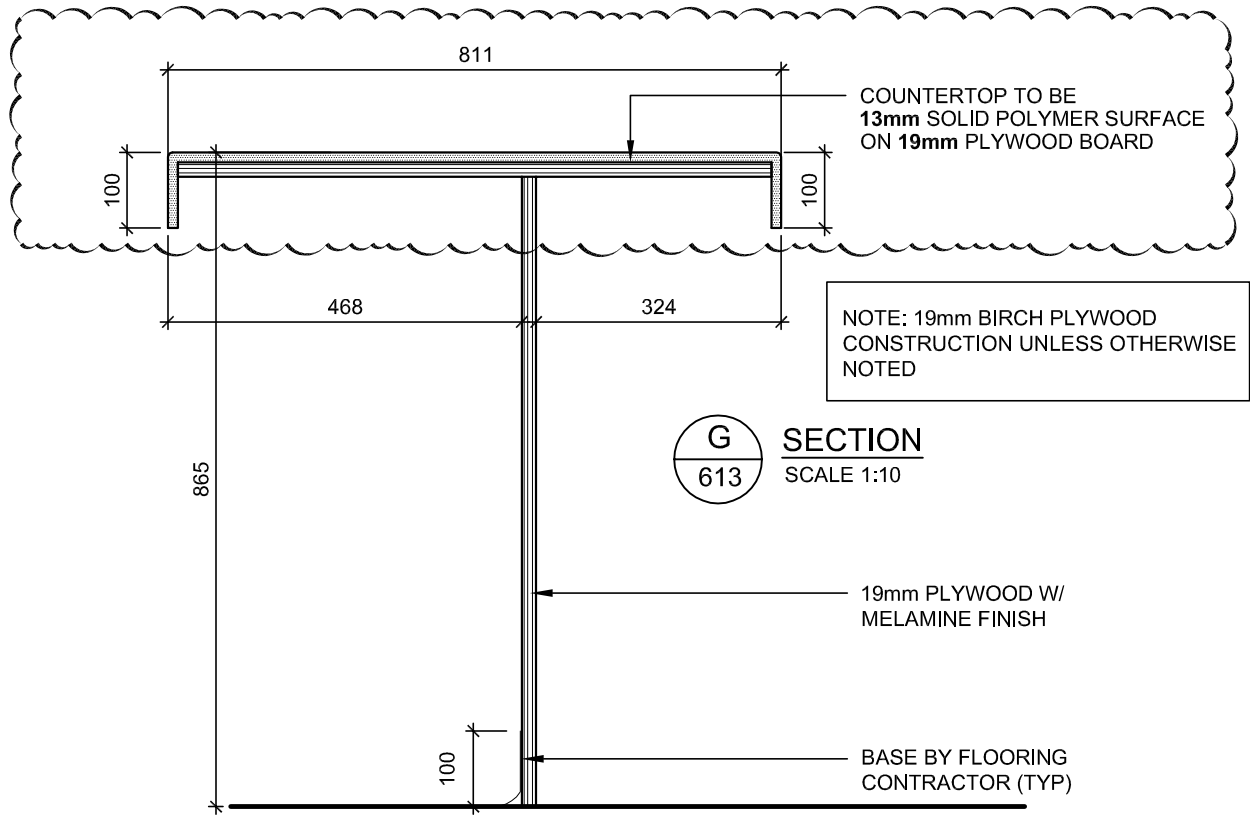


CITY OF HAMILTON
OPERATIONS CENTER RENOVATIONS
330 WENTWORTH ST N, HAMILTON, ON.
MILLWORK TYPE: MM-15
REFERENCE: A1.04

PROJ: 2020-15
SCALE: AS NOTED
DRAWN: DW
DATE: FEB 2021

GRGURIC
ARCHITECTS
INCORPORATED
Web: www.2gai.com

AD
607



CITY OF HAMILTON
OPERATIONS CENTER RENOVATIONS
 330 WENTWORTH ST N, HAMILTON, ON.
MILLWORK SECTION DETAIL

PROJ: 2020-15
 SCALE: AS NOTED
 DRAWN: DW
 DATE: FEB 2021

GRGURIC
ARCHITECTS
INCORPORATED
 Web: www.2gai.com

AD
613