GLENGROVE PUBLIC SCHOOL CHILDCARE RENOVATIONS

PICKERING, ONTARIO, THE DURHAM DISTRICT SCHOOL BOARD

GENERAL CONSTRUCTION NOTES

1. EXTEND ALL INTERIOR PARTITIONS TO UNDERSIDE OF FLOOR. REFER TO PLANS FOR LOCATION OF FIRE RATED PARTITIONS AND FIRE SEPARATIONS. REFER TO TYPICAL DETAILS FOR:
   - FIRE STOPPING AND SMOKE SEALS AT TOP OF FIRE SEPARATION PARTITIONS , REFER TO 8/A401.
   - FIRE DAMPER DETAILS REFER TO MECHANICAL DWGS.
2. GRIND EXPOSED 90° CORNERS TO 25mm RADIUS.
3. ALL DRAWINGS ARE TO BE READ IN CONJUNCTION TO UNDERSTAND FULL SCOPE OF WORK.
4. ALL DIMENSIONS SHOWN TO BE READ IN CONJUNCTION WITH ALL SUB-CONSULTANT REQUIREMENTS AND EXISTING DIMENSIONS TO BE SITE VERIFIED BY THE GENERAL CONTRACTOR.
5. ANY DISCREPANCIES FOUND IN THE CONSTRUCTION DOCUMENTS SHALL BE BROUGHT TO THE ATTENTION OF THE ARCHITECT PRIOR TO BIDDING.
6. PATCH, REPAIR & MAKE GOOD ALL EXISTING WALL SURFACES AFFECTED BY DEMOLITION, CONSTRUCTION, AND INSTALLATION OF NEW SERVICES OR OTHERWISE.

PROPERTY ADDRESS:

1934 GLENGROVE ROAD,
PICKERING, ONTARIO
L1V 1X2

OWNER:

DURHAM DISTRICT SCHOOL BOARD
400 TAUNTON ROAD EAST
WHITBY, ONTARIO
L1R 2K6

APPLICANT:

MC ARCHITECTS INC.
1881 YONGE STREET, SUITE 400
TORONTO, ONTARIO
M4S 3C4
TEL. 416-489-4646

SYMBOLS LEGEND – DRAWING

Symbol	Meaning
PLAN (X / AXX)	DRAWING NUMBER; SHEET NUMBER/ CROSS REFERENCE SHEET NUMBER
ELEVATION (X / AXXX)	DRAWING NUMBER; SHEET NUMBER
BUILDING SECTION (X / AXXX)	DRAWING NUMBER; SHEET NUMBER
PARTIAL BUILDING SECTION (X / AXXX)	DRAWING NUMBER; SHEET NUMBER
WALL/DETAIL SECTION (X / AXXX)	DRAWING NUMBER; SHEET NUMBER
INTERIOR ELEVATION (A, B, C, D; X / AXXX)	ELEVATION No. (eg. 5A); DRAWING WHERE ELEVATION IS SHOWN
WXXX	ALUMINUM WINDOW TYPE
DXXX	MILLWORK DETAIL
XX	CONSTRUCTION TYPE
ROOM / XXX	ROOM NAME; ROOM NUMBER
SXXX	SCREEN TYPE
XXX	DOOR No.

LOCATION PLAN (N.T.S.)

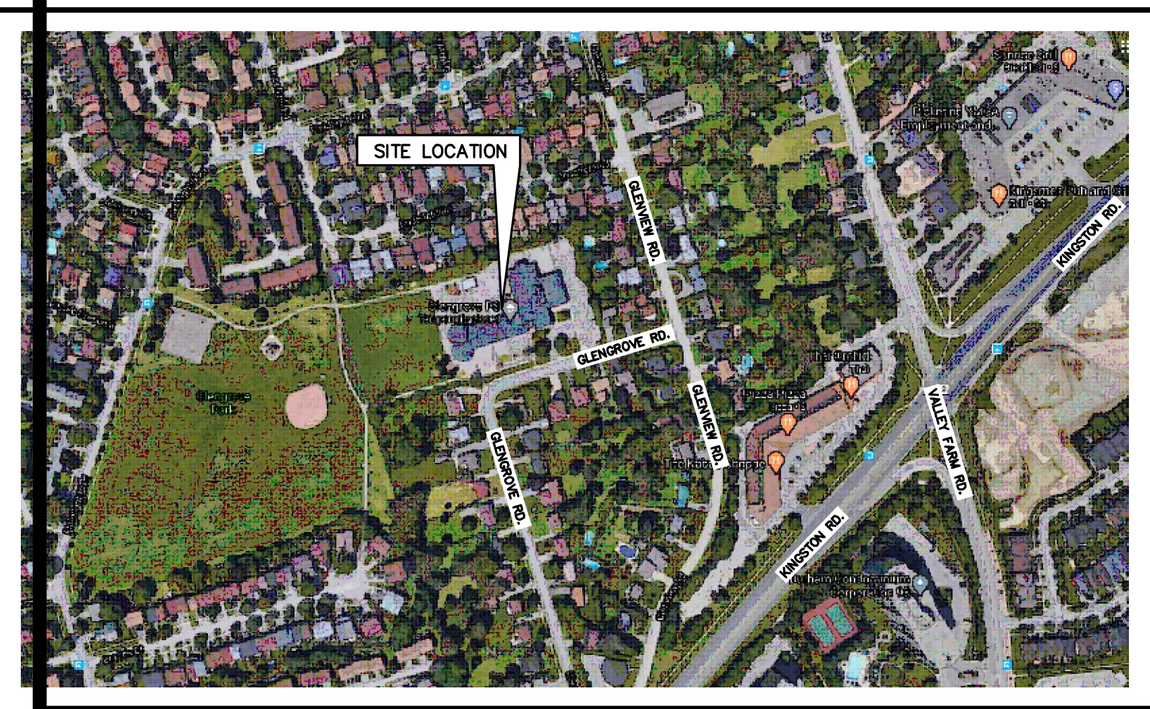

ONTARIO BUILDING CODE INFORMATION –P11 RENOVATION

N:\18042 - Glengrove P.S\03_AUTHORITIES & APPROVALS\OBC\18042_OBCInfoPart11_simple.docm

No.	ITEM	OBC REFERENCE
11.0	**Building Code Version** O.Reg. 332/12 Latest Amendments: O.Reg.79/18; O.Reg.388/18; O.Reg.87/19; O.Reg.88/19.	
11.1	**Project Description** Converting an existing classroom to Child Care with exterior ancillary play area ☐ Addition ☑ Renovation ☐ Addition and Renovation ☐ Change of Use	Div.A, 1.1.2.
11.2	**Existing Building Classification** Existing Use: Two-storey Elementary School (Group A, Division 2) Construction Index: ______ Hazard Index: ______ Importance Category: ______ Change in major occupancy: ☐ Yes ☑ No	Division B, 11.2.1 T 11.2.1.1.A T 11.2.1.1.____ Table 4.1.2.1.B.
11.3	**Alteration to Existing Building is:** ☑ Basic Renovation ☐ Extensive Renovation	Div.B, 11.3.3.1 Div.B, 11.3.3.2
11.4	**Reduction in Performance Level:** Structural ☑ No ☐ Yes By increase in Occupant Load ☑ No ☐ Yes By change in major occupancy ☑ No ☐ Yes Plumbing ☑ No ☐ Yes Sewage system ☑ No ☐ Yes	Div.B, 11.4.2 Div.B, 11.4.2.1 Div.B, 11.4.2.2 Div.B, 11.4.2.3 Div.B, 11.4.2.4 Div.B, 11.4.2.5
11.5	**Compensating Construction:** Structural ☑ No ☐ Yes ______ Increase in Occupant Load ☑ No ☐ Yes ______ Change in major occupancy ☑ No ☐ Yes ______ Plumbing ☑ No ☐ Yes ______ Sewage system ☑ No ☐ Yes ______	Div.B, 11.4.3 Div.B, 11.4.3.2 Div.B, 11.4.3.3 Div.B, 11.4.3.4 Div.B, 11.4.3.5 Div.B, 11.4.3.6

No.	ITEM	OBC REFERENCE
11.6	**Compliance Alternatives Proposed:** ☑ No ☐ Yes CA No. ______ CA No. ______ CA No. ______	Div.B, 11.5.1. T. 11.5.1.1. T. 11.5.1.1. T. 11.5.1.1.
11.7	**Notes / Additional Upgrading / Compensating Construction Proposed:** N/A	Division B, T 11.4.3.4.A. And T 11.4.3.4.B.

TABLE A - FIRE RESISTANCE RATING FOR CONCRETE MASONRY UNIT PARTITIONS

(BASED ON MMAH SUPPLEMENTARY STANDARD SB–2 FIRE PERFORMANCE RATINGS, TABLE 2.1.1.)

REQ. F.R.R.	REQ. EQ.T. (mm) NWC	LWC*	CONCRETE MASONRY UNIT OPTIONS	ACTUAL EQ/T PROVIDED (mm)
3 h	142	116	– 290mm, HOLLOW, NORMAL WEIGHT	148
			– 240mm, 75% SOLID, NORMAL WEIGHT	187
			– 190mm, 75% SOLID, NORMAL WEIGHT	148
			– 140mm, 100% SOLID, LIGHT WEIGHT	140
2 h	113	94	– 240mm, HOLLOW, NORMAL WEIGHT	127
			– 190mm, HOLLOW, LIGHT WEIGHT	106
			– 140mm, 75% SOLID, LIGHT WEIGHT	112
1 h	73	64	– 190mm, HOLLOW, NORMAL WEIGHT	106
			– 140mm, HOLLOW, NORMAL WEIGHT	81
			– 140mm, HOLLOW, LIGHT WEIGHT	81
			– 90mm, HOLLOW, LIGHT WEIGHT	66
			– 90mm, 75% SOLID, NORMAL WEIGHT	74
3/4 h	59	54	– 90mm, HOLLOW, NORMAL WEIGHT	66

* LWC = L2 20S CONCRETE

CONSTRUCTION LEGEND

	LABEL	DESCRIPTION	REQ. FRR/ SOURCE	NOTES
WALLS & PARTITIONS	P1	NEW PARTITION - SINGLE WYTHE CONCRETE MASONRY PARTITION REFER TO ARCHITECTURAL & STRUCTURAL PLANS FOR THICKNESS - WHERE APPLICABLE, NOMINAL WALL DEPTH TO MATCH EXISTING - REFER TO ROOM FINISH SCHEDULE FOR FINISHES	–	1,3
	P2	NEW MASONRY AND STUD PARTITION : - 140mm LIGHT WEIGHT CONCRETE BLOCK - 75mm AIR SPACE/ GAP - 92mm STEEL STUD @ 400mm O.C. - 13mm PLYWOOD - 16mm IMPACT RESISTANT GYP BOARD - REFER TO FINISH SCHEDULE FOR FINISHES (140, 75, 92, 13, 16, 121)	1 h	1
	P3	NEW MASONRY AND STUD PARTITION : - EXISTING CONCRETE BLOCK - 75mm AIR SPACE/ GAP - 92mm STEEL STUD @ 400mm O.C. - 13mm PLYWOOD - 16mm CEMENT BOARD - REFER TO FINISH SCHEDULE FOR FINISHES (75, 92, 13, 16, 121)	1 h	1
	P4	NEW MASONRY AND STUD PARTITION : - 140mm LIGHT WEIGHT CONCRETE BLOCK - 75mm AIR SPACE/ GAP - 92mm STEEL STUD @ 400mm O.C. - 13mm PLYWOOD - 16mm CEMENT BOARD - REFER TO FINISH SCHE - DULE FOR FINISHES (140, 75, 92, 13, 16, 121)	1 h	1
	P5	STEEL STUD AND GYPSUM BOARD PARTITION : - 92mm STEEL STUD @ 600mm O.C. - 90mm MINERAL FIBRE SOUND ATTENUATION BATTS - 16mm FIRE-RESISTANT IMPACT-RESISTANT FIBERGLASS-FACED GYPSUM BOARD ON BOTH SIDES OF STEEL STUDS - CAULK WITH ACOUSTICAL SEALANT AT PERIMETER OF PARTITION ON BOTH SIDES AND AT PENETRATIONS *10mm JOINT AT U/S OF FLOOR/CEILING * 5mm JOINT AT FLOOR AND VERTICAL JOINTS ABUTTING DISSIMILAR CONSTRUCTION - REFER TO FINISH SCHEDULE FOR FINISHES	1 h – ULC/ W407	1
	P6	STEEL STUD AND GYPSUM BOARD PARTITION : - 92mm STEEL STUD @ 600mm O.C. - 16mm FIRE-RESISTANT IMPACT-RESISTANT FIBERGLASS-FACED GYPSUM BOARD ON ONE SIDES OF STEEL STUDS - REFER TO FINISH SCHEDULE FOR FINISHES	—	—
	P7	STEEL STUD AND GYPSUM BOARD PARTITION : - 92mm STEEL STUD @ 600mm O.C. - 16mm FIRE-RESISTANT IMPACT-RESISTANT FIBERGLASS-FACED GYPSUM BOARD ON BOTH SIDES OF STEEL STUDS - REFER TO FINISH SCHEDULE FOR FINISHES	—	—

CONSTRUCTION LEGEND

	LABEL	DESCRIPTION	REQ. FRR/ SOURCE	NOTES
FLOORS	F1	CONCRETE SLAB-ON-GROUND (AT INFILL LOCATIONS): - CONCRETE SLAB-ON-GROUND - BACKFILL TRENCHING AREA WITH GRANULAR	–	–
CEILINGS	C1	NEW CEILING/ RATED-ASSEMBLY AT EXISTING STRUCTURE : - EXISTING FLOOR STRUCTURE TO REMAIN - SUSPENDED T-BAR AND FIRE-RATED ACOUSTICAL TILE CEILING C/W HOLD-DOWN CLIPS - PROVIDE COLD-FORMED STEEL CHANNELS WIRED TO TOP OF BOTTOM CHORD OF EXISTING STEEL STRUCTURE WHERE REQUIRED FOR INTERMEDIATE SUPPORT - REFER TO ELECTRICAL FOR FIRE RATED FIXTURE ENCLOSURES	1 h – UL DESIGN No.G256	–

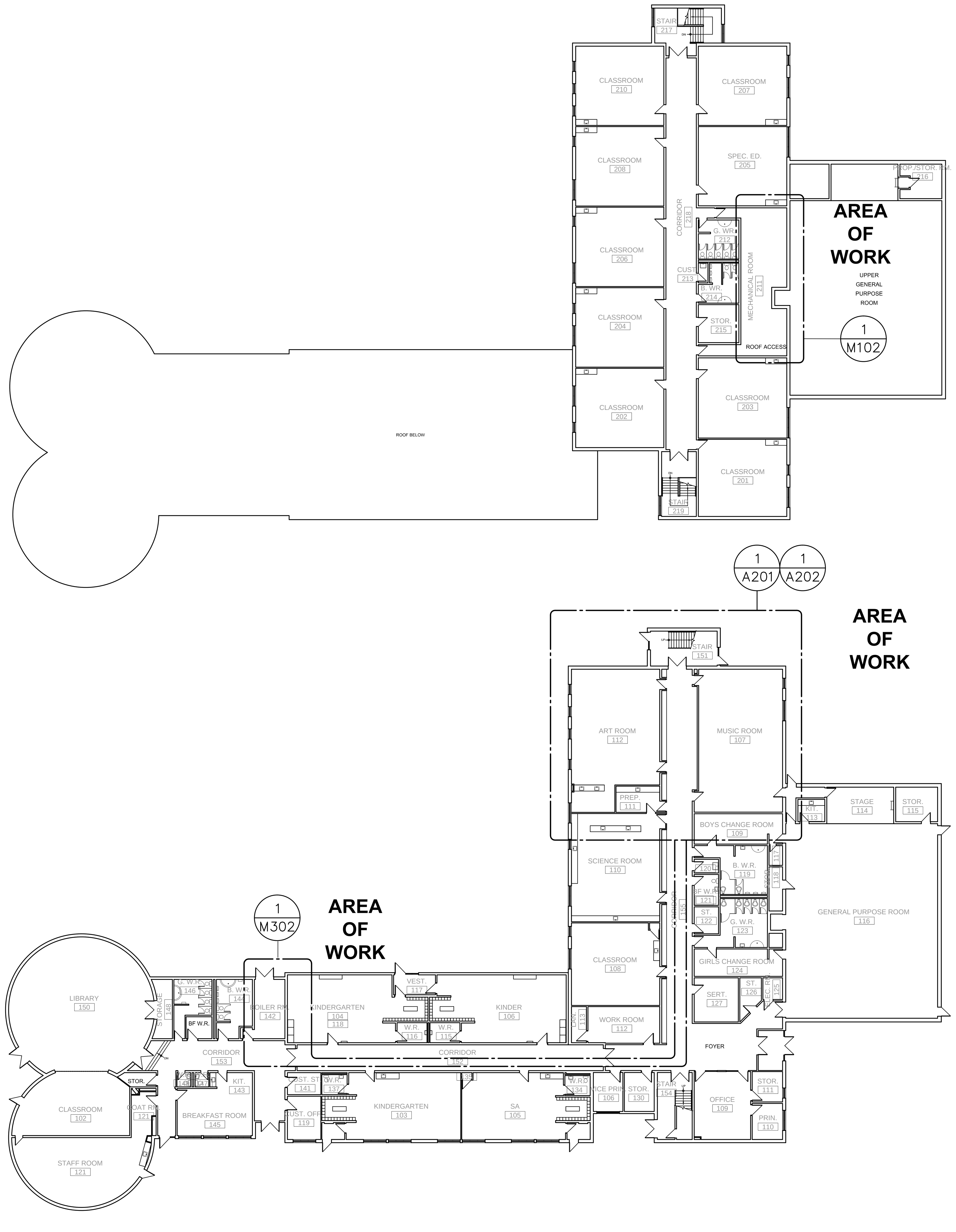

EXISTING GROUND AND SECOND FLOOR PLAN – KEY PLANS 1 / A100
SCALE 1:250

DRAWING LIST

ARCHITECTURAL
MC ARCHITECTS
p. 416 489-4646

- A100 EXISTING FLOOR PLANS, LEGENDS & NOTES
- A101 SITE PLAN
- A102 CHILDCARE PLAY AREA AND DETAILS
- A201 GROUND FLOOR PLAN - DEMOLITION
- A202 GROUND FLOOR PLAN - PROPOSED
- A301 ELEVATIONS
- A401 INTERIOR ELEVATIONS , MISC. DETAILS
- A501 REFLECTED CEILING PLAN - GROUND FLOOR PLAN
- A601 MILLWORK DETAILS

STRUCTURAL
ENGINEERING LINK INC.
p. 416 599-(LINK) 5465 ext. 118

- S101 GENERAL NOTES AND TYPICAL DETAILS
- S102 TYPICAL DETAILS
- S201 PART FOUNDATION PLAN
- S202 PART SECOND FLOOR FRAMING PLAN
- S401 SECTIONS AND DETAILS

MECHANICAL
DURHAM ENERGY SPECIALIST LTD.
p. 905 430-7151 f. 905 430-7154

- M101 DEMO PLUMBING LAYOUT
- M102 DEMO HVAC LAYOUT
- M201 NEW PLUMBING LAYOUT
- M301 NEW HVAC LAYOUT
- M801 PLUMBING LEGENDS & NOTES
- M802 HVAC LEGENDS & NOTES
- M803 CONTROLS & SCHEDULES
- M901 DETAILS

ELECTRICAL
DURHAM ENERGY SPECIALIST LTD.
p. 905 430-7151 f. 905 430-7154

- E101 DEMO POWER LAYOUT
- E102 DEMO LIGHTING LAYOUT
- E201 NEW POWER LAYOUT
- E301 NEW LIGHTING LAYOUT
- E801 LEGENDS & NOTES
- E802 SCHEDULES & DETAILS

No.	Date	Revision

Date	Issue
01/12/2021	ISSUED FOR BUILDING PERMIT
01/12/2021	ISSUED FOR TENDER

THE CONTRACTOR SHALL VERIFY AND BE RESPONSIBLE FOR ALL FIELD DIMENSIONS AND SHALL NOTIFY THE ARCHITECT OF ANY SITE CONDITIONS OR FIELD DIMENSIONS WHICH MAY BE AT VARIANCE WITH THE DRAWINGS.

THIS DRAWING IS NOT TO BE SCALED.

TRUE NORTH / PROJECT NORTH

ONTARIO ASSOCIATION OF ARCHITECTS
LEO MAKRIMICHALOS
LICENCE 3041

mc | architects
mcarch.com

Toronto Office:
1881 yonge street suite 400 toronto ontario m4s 3c4
phone 416 489 4646 fax 416 489 6989

Offices: TORONTO - OWEN SOUND

Project
GLENGROVE PUBLIC SCHOOL
CHILDCARE RENOVATIONS
DURHAM DISTRICT SCHOOL BOARD
Pickering Ontario

Sheet Title
EXISTING FLOOR PLANS, LEGENDS AND NOTES

Field	Value
Drawn	B.K.
Checked	L.M.
Scale	AS NOTED
Project No.	18042
Sheet No.	A100

PLOT DATE: 2021-01-11 FILE: C:\Data\Beata\18042 Glengrove\A100.dwg

PARKING CALCULATIONS

CHILDCARE :

1 SPACES FOR EACH STAFF MEMBER = 1 x 5 = 5
1 SPACE PER EVERY TEN CHILDREN
= 24 Children /10 per space = 2.4

CHILDCARE TOTAL : 8 spaces

SCHOOL:

SCHOOL TOTAL : 40 SPACES

TOTAL EXISTING PARKING SPACES : 48 SPACES

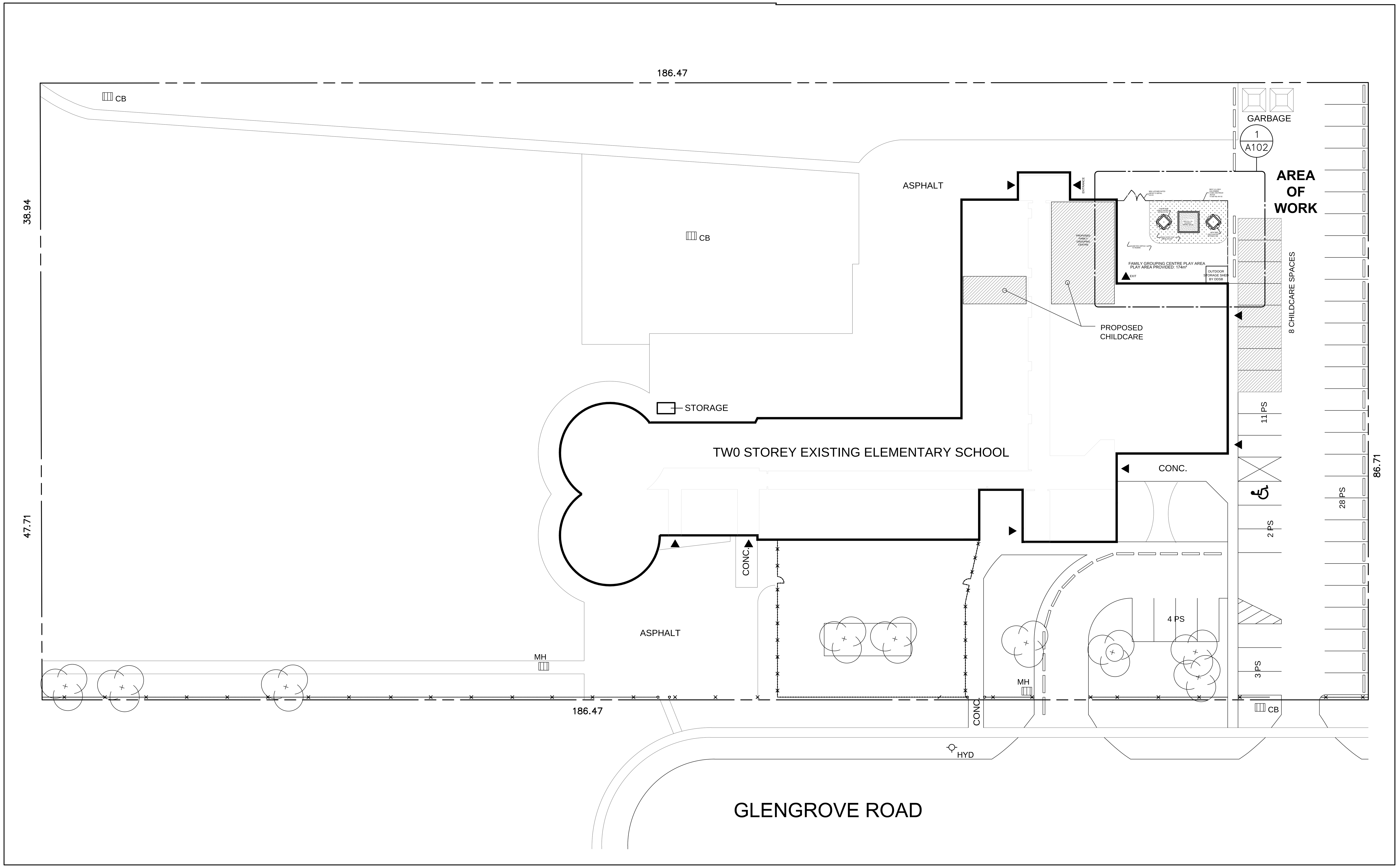

LEGEND – SITE

HP/LS	EXISTING HYDRO POLE/LIGHT STANDARD
EX. CB	EXISTING CATCH BASIN
EXISTNG HYD	EXISTING FIRE HYDRANT
	EXISTING VISITOR SIGN
	EXISTING PAINTED BARRIER–FREE SYMBOL
	EXISTING STRUCTURE
	EXISTING TREES TO REMAIN

SITE PLAN GENERAL NOTES

1. ALL MEASUREMENTS TO BE SITE VERIFIED.
2. ALL EXISTING GRADES TO REMAIN.

No.	Date	Revision

Date	Issue
01/12/2021	ISSUED FOR BUILDING PERMIT
01/12/2021	ISSUED FOR TENDER

THE CONTRACTOR SHALL VERIFY AND BE RESPONSIBLE FOR ALL FIELD DIMENSIONS AND SHALL NOTIFY THE ARCHITECT OF ANY SITE CONDITIONS OR FIELD DIMENSIONS WHICH MAY BE AT VARIANCE WITH THE DRAWINGS.

THIS DRAWING IS NOT TO BE SCALED.

TRUE NORTH / PROJECT NORTH

ONTARIO ASSOCIATION OF ARCHITECTS
LEO MAKRIMICHALOS
LICENCE
3041

mc | architects
mcarch.com

Toronto Office:
1881 yonge street suite 400 toronto ontario m4s 3c4
phone 416 489 4646 fax 416 489 6989

Offices: TORONTO - OWEN SOUND

Project

GLENGROVE PUBLIC SCHOOL CHILDCARE RENOVATIONS

DURHAM DISTRICT SCHOOL BOARD

Pickering Ontario

Sheet Title

SITE PLAN

Drawn	B.K.	Sheet No.
Checked	L.M.	A101
Scale	1:250	
Project No.	18042	2 of 9

PLOT DATE: 2021–01–11 FILE: C:\Data\Beata\18042 Glengrove\A101.dwg

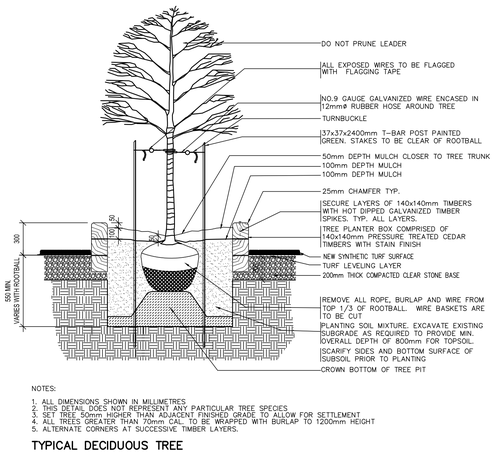

NOTES:

1. ALL DIMENSIONS SHOWN IN MILLIMETRES
2. THIS DETAIL DOES NOT REPRESENT ANY PARTICULAR TREE SPECIES
3. SET TREE 50mm HIGHER THAN ADJACENT FINISHED GRADE TO ALLOW FOR SETTLEMENT
4. ALL TREES GREATER THAN 70mm CAL. TO BE WRAPPED WITH BURLAP TO 1200mm HEIGHT
5. ALTERNATE CORNERS AT SUCCESSIVE TIMBER LAYERS.

TYPICAL DECIDUOUS TREE

TREE PLANTING DETAIL — 6 / A102

SCALE 1:10

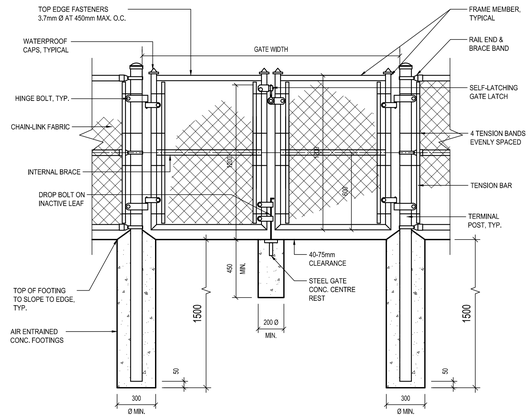

DOUBLE GATE CHAINLINK FENCE DETAIL — 5 / A102

SCALE 1:20

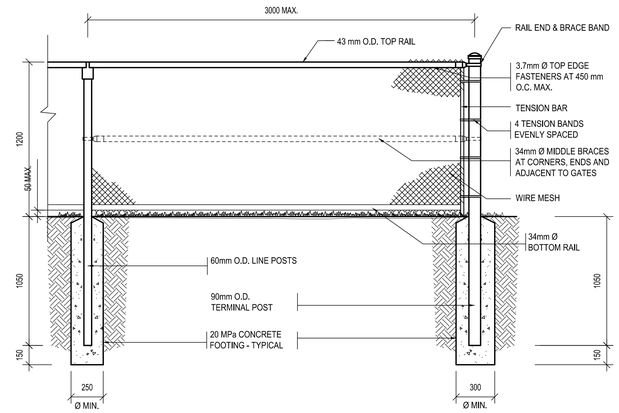

CHAINLINK FENCE DETAIL — 4 / A102

SCALE 1:20

SANDBOX — 3 / A102

SCALE 1:10

GENERAL NOTES:

- BASE LAYER TO BE 2.0mm SUBBASE AND COMPACTED TO MINIMUM 98% PROCTOR.
- LEVELING LAYER TO A MAX OF 35mm THICK (STONE DUST, SCREENINGS, SAND, ETC.)
- SYNTHETIC GRASS PRODUCT INSTALLED WITH GRAIN OF THE FIBRES ALL RUNNING IN THE SAME DIRECTION.
- JOINT SEAMS (IF REQUIRED) AS PER MANUFACTURERS RECOMMENDATIONS.
- INFILL PRODUCT APPLIED TO REQUIRED DEPTH AS PER MANUFACTURERS RECOMMENDATIONS.

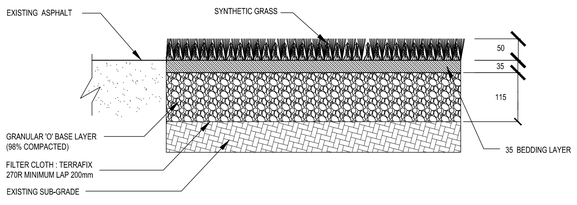

ARTIFICIAL TURF — 2 / A102

SCALE NTS

CHILDCARE PLAY AREA AND PARTIAL SITE PLAN - NEW CONSTRUCTION — 1 / A102

SCALE 1 : 50

No.	Date	Revision

Date	Issue
01/12/2021	ISSUED FOR BUILDING PERMIT
01/12/2021	ISSUED FOR TENDER

THE CONTRACTOR SHALL VERIFY AND BE RESPONSIBLE FOR ALL FIELD DIMENSIONS AND SHALL NOTIFY THE ARCHITECT OF ANY SITE CONDITIONS OR FIELD DIMENSIONS WHICH MAY BE AT VARIANCE WITH THE DRAWINGS.

THIS DRAWING IS NOT TO BE SCALED.

mc | architects

mcarch.com

Toronto Office:
1881 yonge street suite 400 toronto ontario m4s 3c4
phone 416 489 4646 fax 416 489 6989

Offices: TORONTO - OWEN SOUND

Project

GLENGROVE PUBLIC SCHOOL CHILDCARE RENOVATIONS

DURHAM DISTRICT SCHOOL BOARD

Pickering — Ontario

Sheet Title

CHILDCARE PLAY AREA AND DETAILS

Drawn	B.K.
Checked	L.M.
Scale	AS NOTED
Project No.	18042
Sheet No.	A102

3 of 9

PLOT DATE: 2021-01-10 FILE: C:\Users\jlewis\18042 Glengrove\A102.dwg

SPECIFIC DEMOLITION NOTES

NOTES AS INDICATED BY SYMBOL (XX)

1. REMOVE EXISTING PARTITION WALL. REPAIR AFFECTED FLOOR AND WALL AREAS AS REQUIRED TO RECEIVE NEW FINISHES.
2. SAW CUT AND REMOVE PORTION OF EXISTING INTERIOR PARTITION AS REQUIRED TO SUIT INSTALLATION OF NEW H.M. SCREEN OR DOOR.
3. REMOVE EXISTING DOOR AND FRAME.
4. REMOVE EXISTING MILLWORK. TURN OVER ALL UNITS IDENTIFIED BY THE OWNER TO BE RETAINED.
5. REMOVE EXISTING SINK AND CAP BACK PLUMBING AT WALL.
6. REMOVE EXISTING ACT CEILING, LIGHTS AND MECH. LOUVERS. REFER TO MECHANICAL AND ELECTRICAL DWGS FOR ADDITIONAL DEMOLITION IN CEILING. STORE LIGHT FIXTURES TO BE RE- INSTALLED. REFER TO ELECTRICAL DWGS.
7. REMOVE EXISTING FLOOR FINISH AND BASE. MAKE GOOD AND PREPARE FLOOR SURFACE TO RECEIVE NEW FINISH.
8. REMOVE TACKBOARDS AND WHITEBOARDS. TURN OVER ALL BOARDS TO THE OWNER. PATCH ANY HOLES IN WALL AFTER REMOVAL.
9. REMOVE EXISTING CONTROL PANEL.
10. REMOVE EXISTING WINDOW SHADES. PROTECT AND TURN OVER TO OWNER.
11. TRENCH EXISTING FLOOR SLAB TO ACCOMMODATE NEW SERVICES (SEE MECH.). INFILL WITH NEW CONCRETE SLAB AND MAKE GOOD TO RECEIVE NEW FLOOR FINISH. REFER TO MECHANICAL AND ELECTRICAL DWGS FOR COORDINATION. SCAN FLOORS TO CONFIRM SERVICE LOCATIONS PRIOR TO ANY AND ALL CUTTING.
12. SAW CUT AND REMOVE PORTIONS OF EXISTING EXTERIOR WALL AS REQUIRED TO SUIT INSTALLATION OF NEW WINDOW.
13. REMOVE EXISTING LOCKERS.
14. RECLAIM EXISTING BASE AT NEW OPENINGS IN CORRIDOR TO REINSTALL AT INFILL AREAS. ALLOW FOR NEW PT BASE TO MATCH EXISTING CONDITION IF RECOVERY IS NOT POSSIBLE.
15. REMOVE EXISTING OVERHEAD PROJECTORS AND PROJECTOR SCREENS AND TURN OVER TO THE OWNER.
16. REMOVE EXISTING RADS.
17. REMOVE ALL EXISTING FURNITURE AND TURN OVER TO THE OWNER.
18. REMOVE ALL EXISTING EXIT SIGNS AND TURN OVER TO THE OWNER.
19. REMOVE ALL EXISTING WALL MOUNTED HAND SANITIZERS AND TURN OVER TO OWNER.
20. PATCH AND MAKE GOOD EXISTING WALLS AND CEILINGS AS REQUIRED AFTER INSTALLATION OF NEW WALLS.
21. SAW CUT AND REMOVE PORTION OF EXISTING EXTERIOR WALL TO ACCOMMODATE INSTALLATION OF NEW VUV UNIT (SEE ELEVATIONS).
22. REMOVE EXISTING FOLDING DOORS.
23. REMOVE EXISTING BULKHEAD.
24. MAKE GOOD EXISTING TERRAZZO FLOOR
25. MOVE ALL FURNITURE TO ONE SIDE OF THE ROOM.
26. MODIFY EXISTING CEILING TO ACCOMMODATE NEW PARTITION.
27. PROTECT /MODIFY EXISTING CORRIDOR CEILING TO ACCOMMODATE NEW PARTITION.

GENERAL DEMOLITION NOTES

1. REMOVE ALL PARTITIONS, DOORS AND FRAMES, MILLWORK ETC. AS SHOWN WITH BROKEN LINES.
2. ALL EXISTING SURFACES AND PARTITIONS ETC. WHICH ARE TO REMAIN SHALL BE PROTECTED DURING DEMOLITION WORK.
3. CUT BACK AND CAP OFF SERVICES WHICH ARE BEING ABANDONED BEHIND FACE OF WALLS BELOW FLOOR SLABS OR IN CONCEALED CEILING SPACES.
4. PATCH AND MAKE GOOD ALL EXISTING SURFACES, PARTITIONS, FLOORS ETC. WHICH ARE TO REMAIN AFTER DEMOLITION WORK.
   IF NECESSARY LEVEL THE FLOOR BEFORE INSTALLATION OF NEW FINISHES. REFER TO ROOM FINISH SCHEDULE.
5. DEMOLITION CONTRACTOR TO ENSURE THAT EXISTING STRUCTURAL ELEMENTS (COLUMNS, BEAMS, JOISTS, WALLS, ETC.) ARE NOT DAMAGED DURING DEMOLITION WORK. DAMAGE TO ANY EXISTING SPRAY FIREPROOFING ENCOUNTERED DURING DEMOLITION MUST BE REPAIRED.
6. NOTIFY THE CONSULTANT PRIOR TO REMOVING ANY PORTION OF THE BUILDING THAT APPEARS TO BE STRUCTURAL REGARDLESS OF THE NOTATION ON THE DRAWINGS OR SPECIFICATIONS.

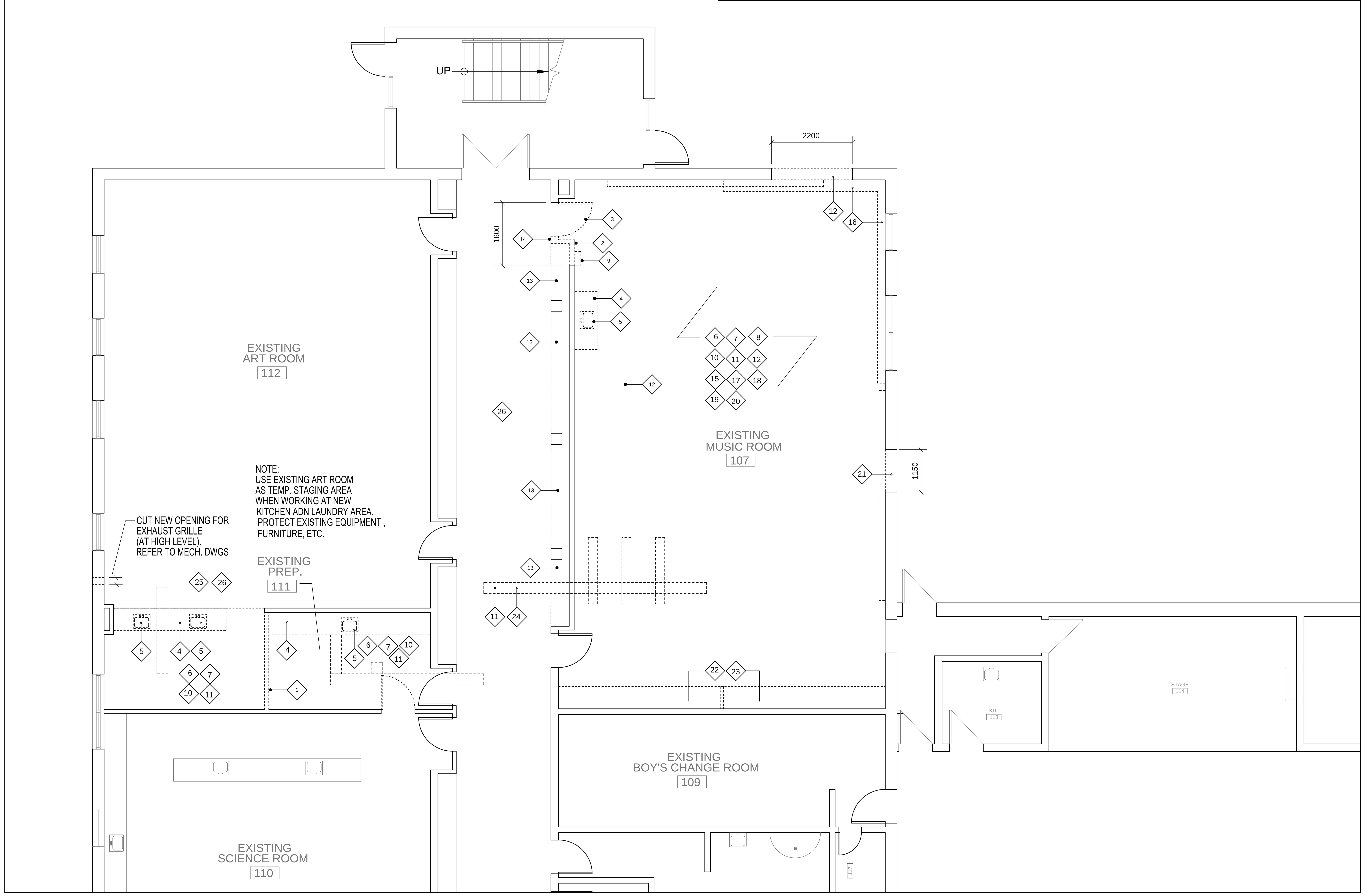

No.	Date	Revision

Date	Issue
01/12/2021	ISSUED FOR BUILDING PERMIT
01/12/2021	ISSUED FOR TENDER

THE CONTRACTOR SHALL VERIFY AND BE RESPONSIBLE FOR ALL FIELD DIMENSIONS AND SHALL NOTIFY THE ARCHITECT OF ANY SITE CONDITIONS OR FIELD DIMENSIONS WHICH MAY BE AT VARIANCE WITH THE DRAWINGS.

THIS DRAWING IS NOT TO BE SCALED.

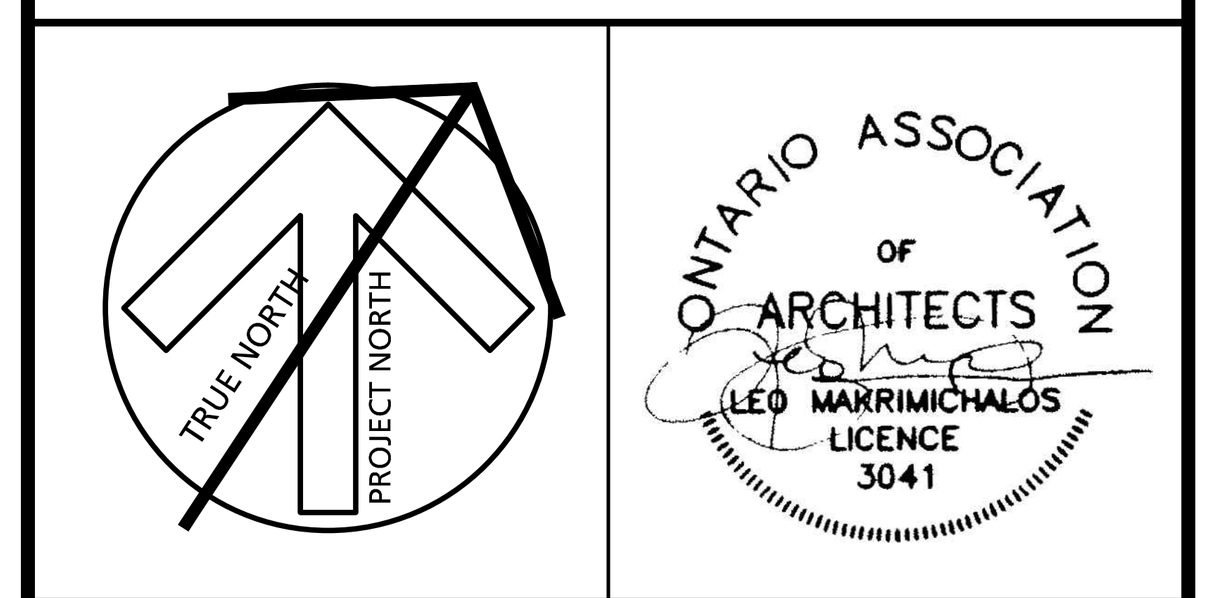

mc | architects
mcarch.com

Toronto Office:
1881 yonge street suite 400 toronto ontario m4s 3c4
phone 416 489 4646 fax 416 489 6989

Offices: TORONTO - OWEN SOUND

Project

GLENGROVE PUBLIC SCHOOL
CHILDCARE RENOVATIONS
DURHAM DISTRICT SCHOOL BOARD

Pickering Ontario

Sheet Title

GROUND FLOOR PLAN DEMOLITION

Drawn	B.K.
Checked	L.M.
Scale	1:50
Project No.	18042
Sheet No.	A201

4 of 9

PLOT DATE: 2021-01-11 FILE: C:\Data\Beata\18042 Glengrove\A201.dwg

SPECIFIC CONSTRUCTION NOTES (AS INDICATED BY: XXX)

1. FOR NEW FLOOR FINISH AND BASE. SEE FINISH SCHEDULE.
2. FOR CEILING WORK, REFER TO REFLECTED CEILING PLANS. COORDINATE WITH CONSULTANT DRAWINGS FOR LOCATIONS OF MECH/ ELEC WORK.
3. INFILL REMOVED CONCRETE SLAB WITH NEW F1 POURED CONCRETE SLAB C/W WITH NEW TERRAZZO FLOOR AND TILE BASE. MATCH FINISH TO EXISTING CONDITION. ALLOW FOR NEW CERAMIC TILE BASE. MAKE GOOD FLOOR TRANSITIONS AT NEW DOOR THRESHOLDS.
4. NEW P1 INFILL CMU. MATCH FINISH TO EXISTING CONDITION.
5. REINSTALL REMOVED CEILING TILE FOLLOWING THE COMPLETION OF MECH. WORK.
6. PROVIDE TEMPORARY CONSTRUCTION HOARDING: 13mm GYPSUM BOARD ON 92mm METAL STUD. COMPLETE WITH CONSTRUCTION DOOR AND 6mm POLY ABOVE THE CEILING GRID FOR DUST CONTROL.
7. PROVIDE NEW WINDOW BLIND AS INDICATED.
8. NEW STUD WALL INFILL IN EXISTING WALL (FORMERLY DUCT PENETRATIONS). MATCH EXISTING WALL THICKNESS AND FINISH.
9. TOILET PARTITIONS REFER TO SPECIFICATIONS.

FLOOR PLAN GENERAL NOTES

1. CONSTRUCTION WORK LIMITED TO AFTER SCHOOL HOURS.
2. UNLESS NOTED OTHERWISE, EXTEND ALL INTERIOR PARTITIONS AND WALLS TO U/S OF STEEL DECK, FLOOR ABOVE OR STRUCTURAL MEMBER. PROVIDE CONTINUOUS SOUND SEALS AT TOP (ULC RATED FIRESTOPPING AND SMOKE SEALS REQUIRED AT ALL FIRE SEPARATIONS, WHETHER RATED OR UNRATED).
3. FLOOR PLANS SHALL BE READ IN FULL CONJUNCTION WITH ALL OTHER ARCHITECTURAL AND CONSULTANT DRAWINGS FOR ADDITIONAL DIMENSIONS, NOTES, AND DETAILS.
4. PROVIDE BULLNOSE CORNERS AT EXPOSED CONCRETE MASONRY UNIT (CMU) TYP., EXCEPT WHERE COVERED BY CERAMIC WALL TILES (CWT).
5. UNLESS OTHERWISE NOTED ALL NEW WALL TO BE P1

WASHROOM ACCESSORIES & NOTES

1. TOILET TISSUE DISPENSER
2. SOAP DISPENSER - SEE DETAIL 3/A602 , SBO
3. COAT HOOK. INSTALL HOOK @ 1200 mm O.C. (MAX.)
4. SURFACE-MOUNTED PAPER TOWEL DISPENSER
5. WASHROOM SIGN. INSTALL SIGN @ 1200 mm O.C (MAX.)
6. FIXED FRAME MIRROR - TYPE 1. SEE DETAIL 11/A602, 3/A602

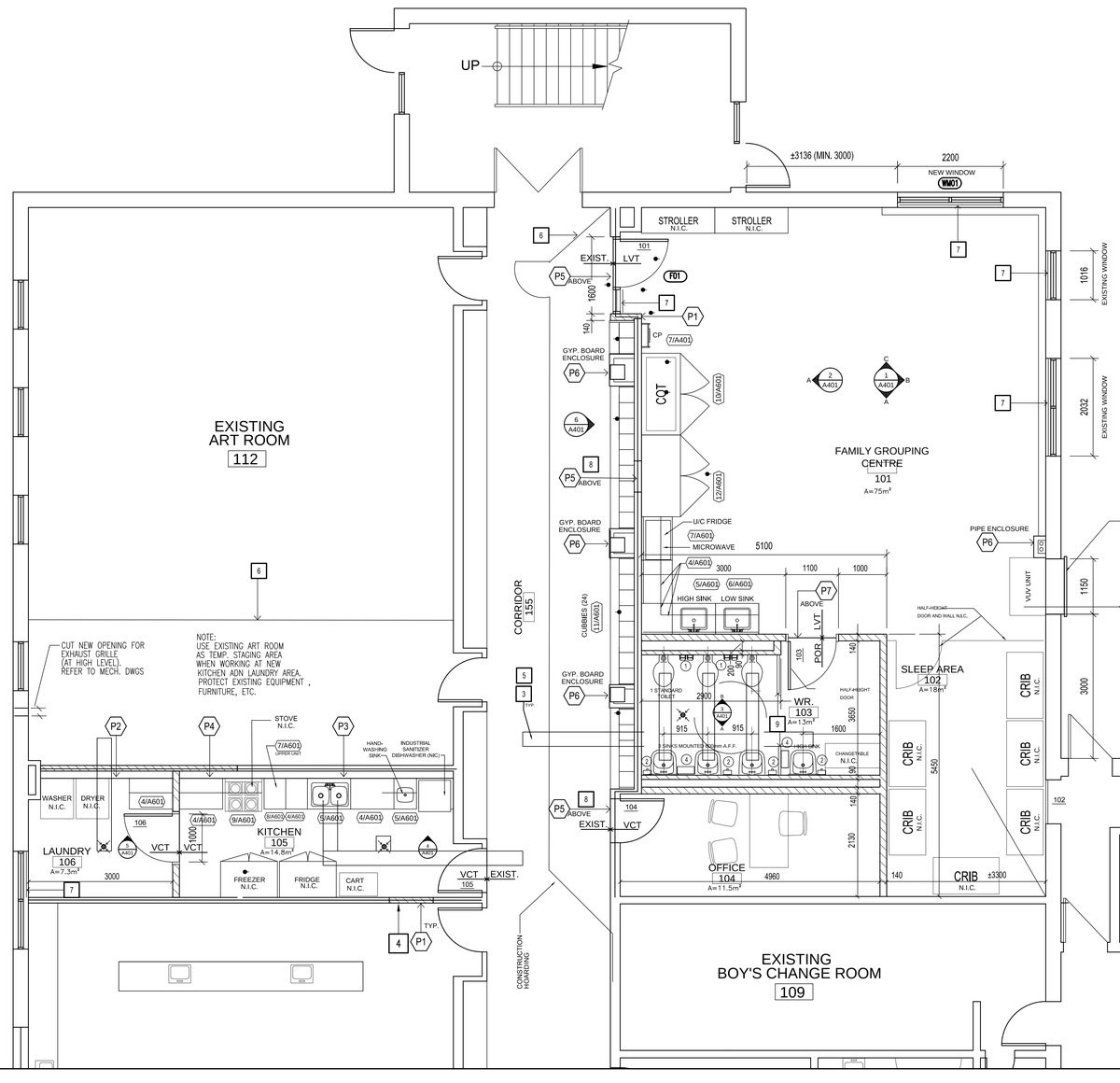

PARTIAL FLOOR PLAN - NEW CONSTRUCTION
SCALE 1 : 50
1 A202

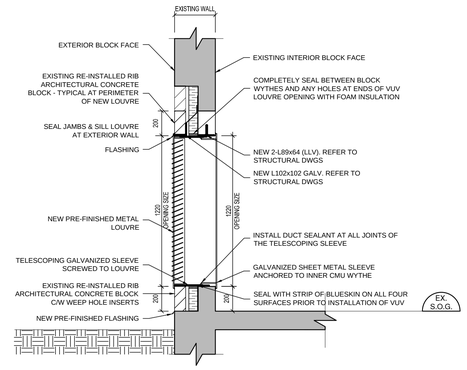

WALL SECTION AT NEW LOUVRE
SCALE 1:10
2 A202

FIRE SEPARATION LEGEND

- NON - RATED FIRE SEPARATION
- ½ HOUR FIRE SEPARATION
- 1 HOUR FIRE SEPARATION

No.	Date	Revision

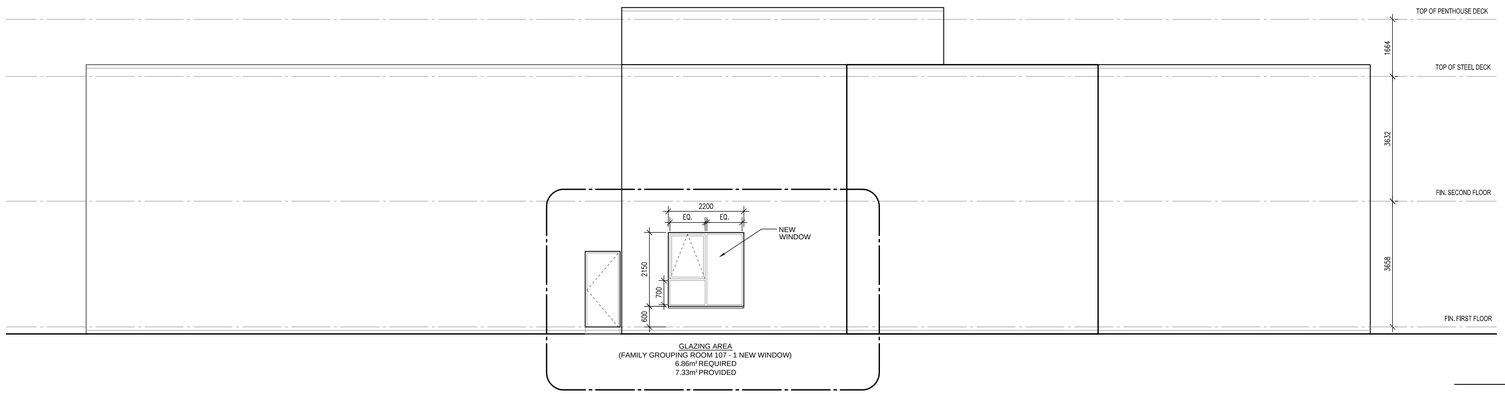

GLAZING AREA
(FAMILY GROUPING ROOM 107 - 1 NEW WINDOW)
6.86m² REQUIRED
7.33m² PROVIDED

EAST ELEVATION - FUTURE CHILDCARE
1:75

2 A301

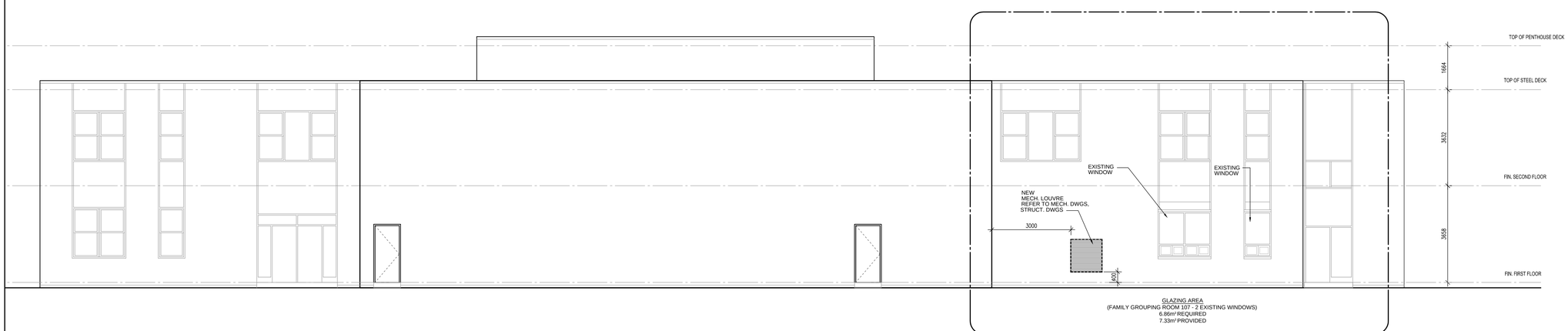

GLAZING AREA
(FAMILY GROUPING ROOM 107 - 2 EXISTING WINDOWS)
6.86m² REQUIRED
7.33m² PROVIDED

NORTH ELEVATION - FUTURE CHILDCARE
1:75

1 A301

No.	Date	Revision

01/12/2021	ISSUED FOR BUILDING PERMIT
01/12/2021	ISSUED FOR TENDER
Date	Issue

THE CONTRACTOR SHALL VERIFY AND BE RESPONSIBLE FOR ALL FIELD DIMENSIONS AND SHALL NOTIFY THE ARCHITECT OF ANY SITE CONDITIONS OR FIELD DIMENSIONS WHICH MAY BE AT VARIANCE WITH THE DRAWINGS.

THIS DRAWING IS NOT TO BE SCALED.

TRUE NORTH
PROJECT NORTH

ONTARIO ASSOCIATION OF ARCHITECTS
LEO MARIMICHALOS
LICENCE
3041

mc | architects
mcarch.com

Toronto Office:
1881 yonge street suite 400 toronto ontario m4s 3c4
phone 416 489 4646 fax 416 489 6989

Offices: TORONTO - OWEN SOUND

Project

GLENGROVE PUBLIC SCHOOL CHILDCARE RENOVATIONS

DURHAM DISTRICT SCHOOL BOARD

Pickering Ontario

Sheet Title

EXTERIOR ELEVATIONS

Drawn	B.K.
Checked	L.M.
Scale	1:50
Project No.	18042

Sheet No.

A301

PLOT DATE: 2021-01-11 FILE: C:\Data\Revits\18042 Glengrove\A301.dwg

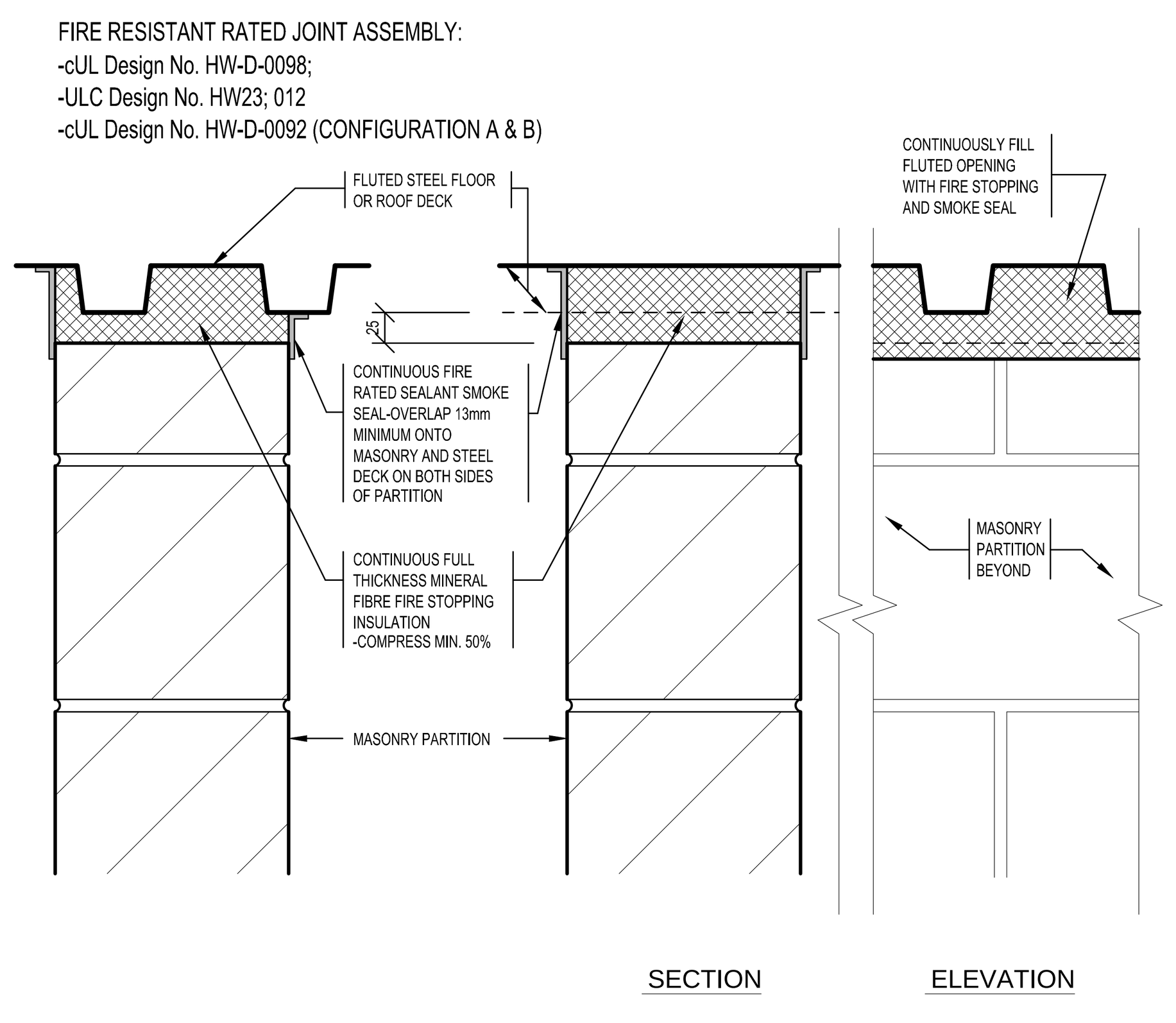

8 / A401 FIRE STOPPING & SMOKE SEAL AT MASONRY PARTITION & DECK JUNCTION
SCALE N.T.S.

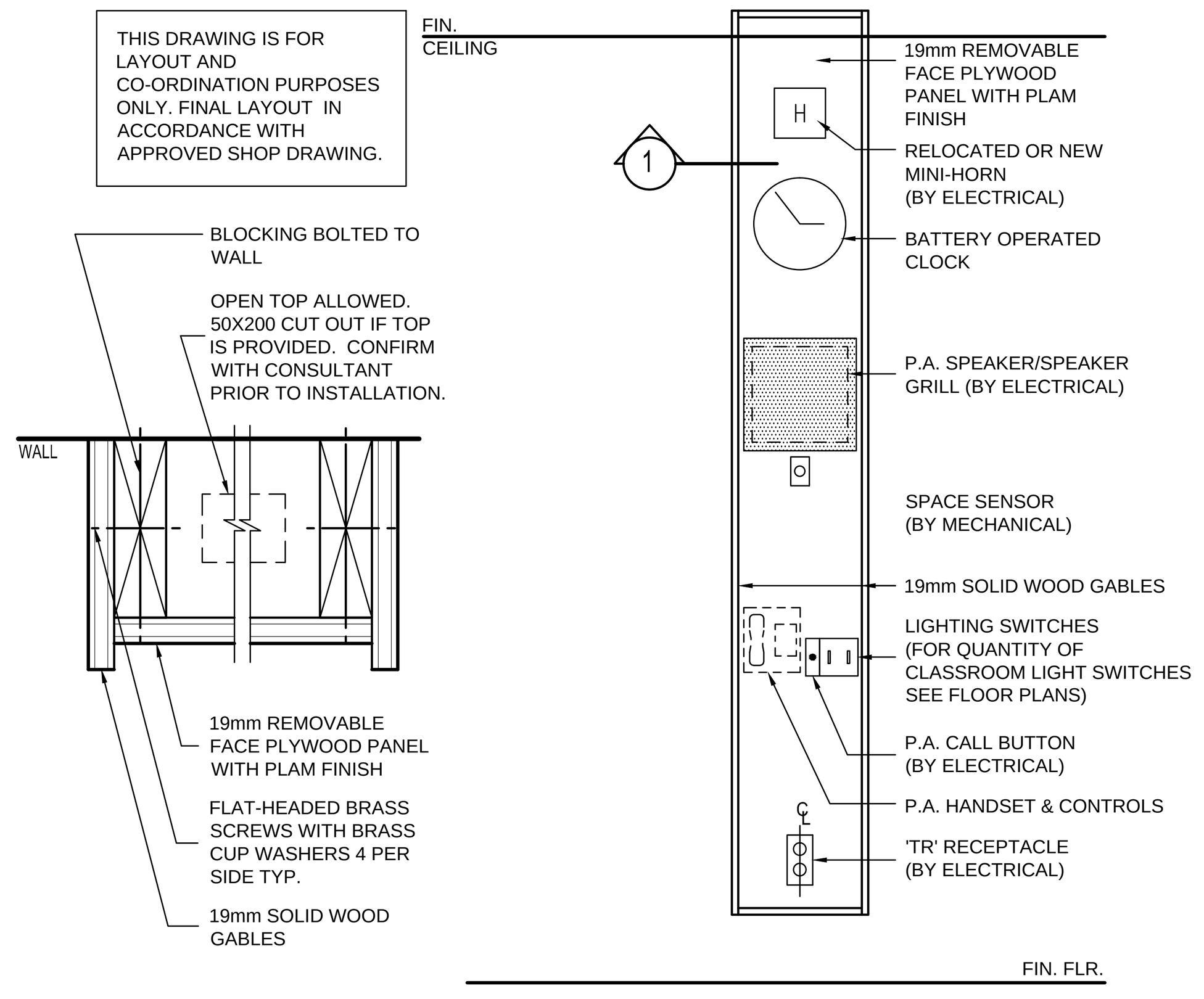

7 / A401 CONTROL PANEL
SCALE N.T.S.

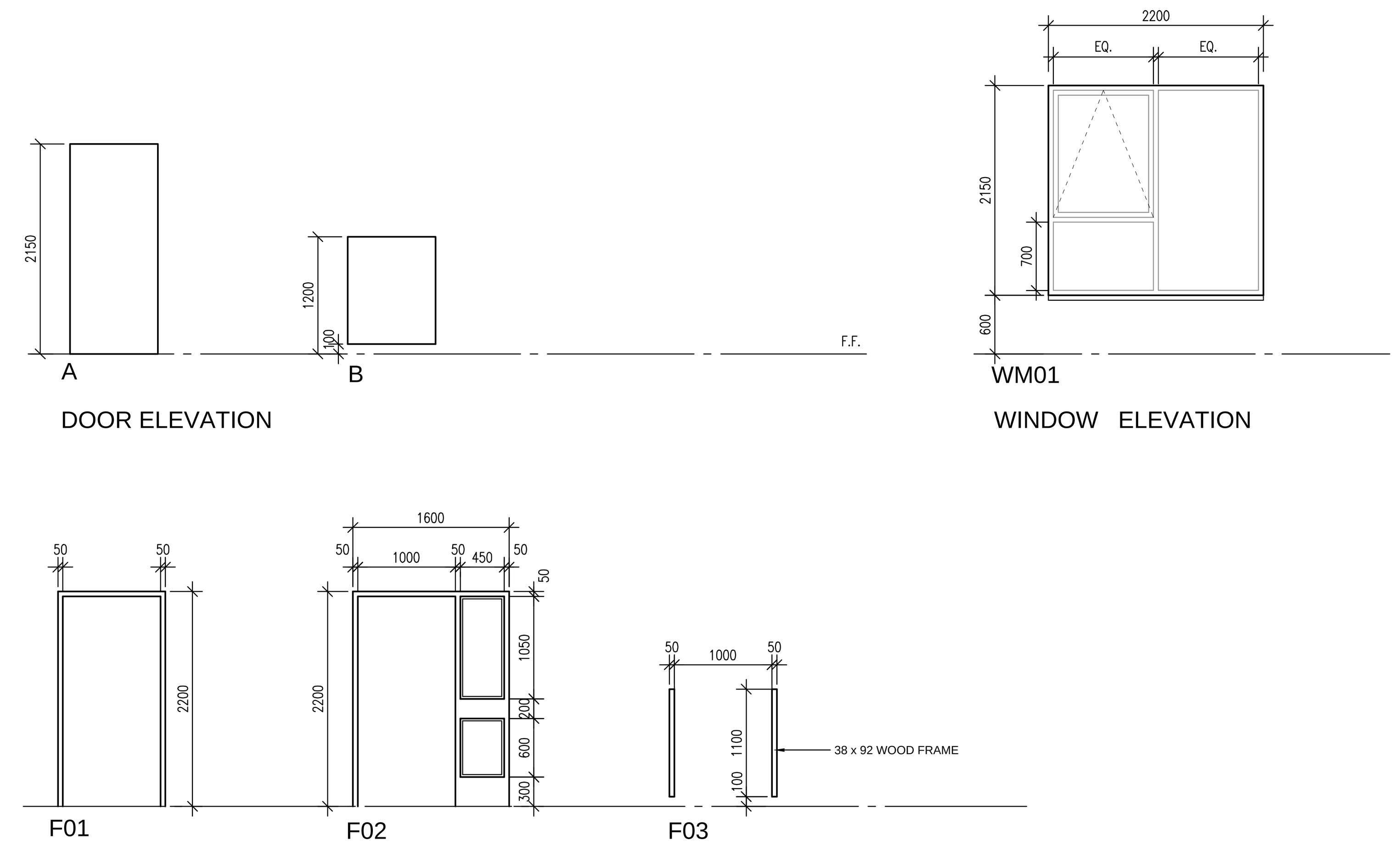

ROOM FINISH SCHEDULE														
ROOM No.	ROOM NAME	FLOOR	BASE	WEST WALL		SOUTH WALL		EAST WALL		NORTH WALL		CEILING		NOTE
				MAT'L	FIN	MAT'L	FIN	MAT'L	FIN	MAT'L	FIN	MAT'L	FIN	
101	FAMILY GROUPING CENTRE	LVT	RCB	EX	PT	EX/CMU	PT	EX	PT	EX	PT	ACT	–	9
102	SLEEP AREA	LVT	RCB	EX/CMU	PT	CMU	PT	CMU	PT	CMU	PT	ACT	–	9
103	WASHROOM	VCT	RCB	CMU	PT	CMU	PT	CMU	PT	CMU	PT	ACT	–	9
104	OFFICE	POR	POR	CMU	PT	CMU	PT	CMU	PT	CMU	PT	ACT	–	9
105	KITCHEN	VCT	RCB	EX	PT	EX/CMU	PT	EX	PT	POR	–	ACT	–	9,10
106	LAUNDRY	VCT	RCB	EX	PT	EX	PT	CMU	PT	GB	PT	ACT	–	9
155	EXISTING CORRIDOR	TERZ	POR	EX	–	–	–	EX/GB	PT	EX	–	EX	–	
112	EXISTING ART ROOM	EXT	EX/RCB	EXT	EXT	EX/CMU	PT	EXT	EXT	EXT	EXT	EX	–	11,12
110	EXISTING SCIENCE ROOM	EXT	EXT	EXT	EXT	EXT	EXT	EXT	EXT	EX/CMU	PT	EX	–	

GENERAL NOTES:

1. ALL EXISTING WALLS AFFECTED BY WORK TO BE PATCHED AND REPAINTED.
2. ALL EXISTING FLOOR BASE AFFECTED BY WORK TO BE PATCHED AND REPAIRED TO MATCHING EXISTING.
3. PATCH AND REFINISH EXISTING TERRAZZO AND CERAMIC TILE BASE IN CORRIDOR.
4. EXISTING ACOUSTIC CEILING TILE AND GRID IN CLASSROOM TO REMAIN.
5. GYPSUM BOARD BULKHEADS ABOVE MILLWORK WHERE NOTED. REFER TO RCP.
6. CERAMIC WALL TILE TO 1800mm A.F.F. ON ALL WALLS.
7. ON NORTH WALL, PAINT EXISTING WALL BETWEEN MASONRY NIB WALLS ON EITHER SIDE OF NEW DOOR 115. PAINT TO MATCH EXISTING WALL COLOUR.
8. ON SOUTH WALL, PAINT EXISTING WALL FROM NEW DOOR 105, TO END OF CORRIDOR. PAINT TO MATCH EXISTING WALL COLOUR.
9. NEW SUSPENDED CEILING 1H FR
10. PORCELAIN TILE BACK SPLASH
11. NEW RCB ON BLOCK WALL
12. MODIFY EXISTING CEILING TO ACCOMMODATE NEW CONC PARTITION.

DOOR No.	FIRE RATING (PER HR)	DOOR: ELEV. TYPE	SIZE: WIDTH	SIZE: HEIGHT	SIZE: THICK.	MAT'L	FIN.	VISION PANEL	NOTE No.	FRAME/SCREEN: ELEV. TYPE	DETAIL No.	MAT'L	FIN.	VISION PANEL	NOTE No.	HARDWARE: HINGES (PAIRS)	LOCKSET	MASTER KEY	PASSAGE SET	PRIVACY SET	PUSH & PULL SET	CLOSER	PANIC HARDWARE	FIRE EXIT HARDWARE	WALL OR FLOOR STOPS	OVERHEAD STOPS	KICK PLATE	THRESHOLD	WEATHER-STRIPPING	ASTRAGAL	FLUSH BOLTS ON INACTIVE DOOR	HARDWARE NOTE No.	NOTE No.
101	3/4 hr	A	1000	2150	45	WD	STN	–		F02	-	HM	PT	LGL	-	1½	●	●	–	–	–	–	–	–	●	–	●	–	–	–	–	–	
102	-			EXISTING DOOR AND FRAME					2						2																		
103	-	B	1000	1175	45	WD	STN		1	F03	-	WD	STN		1	1½	–	–	●	–	–	–	–	–	●	–	–	–	–	–	–	–	
104	-			EXISTING DOOR AND FRAME					2						2																		
105	-			EXISTING DOOR AND FRAME					2						2																		
106	-	A	1000	2150	45	HM	PT	–		F01	-	HM	PT			1½	●	●	–	–	–	●	–	–	●	–	●	–	–	–	–	–	

GENERAL NOTES:

- HARDWARE SHALL BE MORTISE TYPE U/N.
- LOCKS SHALL BE CYLINDER TYPE U/N.
- ALL DOORS, FRAMES AND HARDWARE REQUIRED TO HAVE A FIRE PROTECTION RATING SHALL BE ULC OR WARNOCK HERSEY LABELLED. (UNLESS NOTED OTHERWISE).
- ALL HARDWARE FINISHES SHALL BE STAINLESS STEEL C32D, OR BRUSHED CHROME WHERE APPLICABLE, U/N.
- DO NOT PROVIDE CONTINUOUS HINGES.
- DO NOT PROVIDE CUSHION STOPS.
- PROVIDE LAMINATED GLAZING IN ALL DOORS WITH VISION PANELS EXCEPT WHERE INDICATED OTHERWISE.
- ALL CLASSROOM DOORS TO HAVE LOCKING CAPABILITY FROM INSIDE THE CLASSROOM FOR LOCKDOWN.

DOOR/FRAME/SCREEN NOTES

(REFER TO 'FRAME / SCREEN' PORTION OF DOOR SCHEDULE)

1. FRAME TO BE SET 100mm AFF.
2. DOOR AND FRAME FOR PAINT FINISH

HARDWARE NOTES

1. Hidden gate latch.

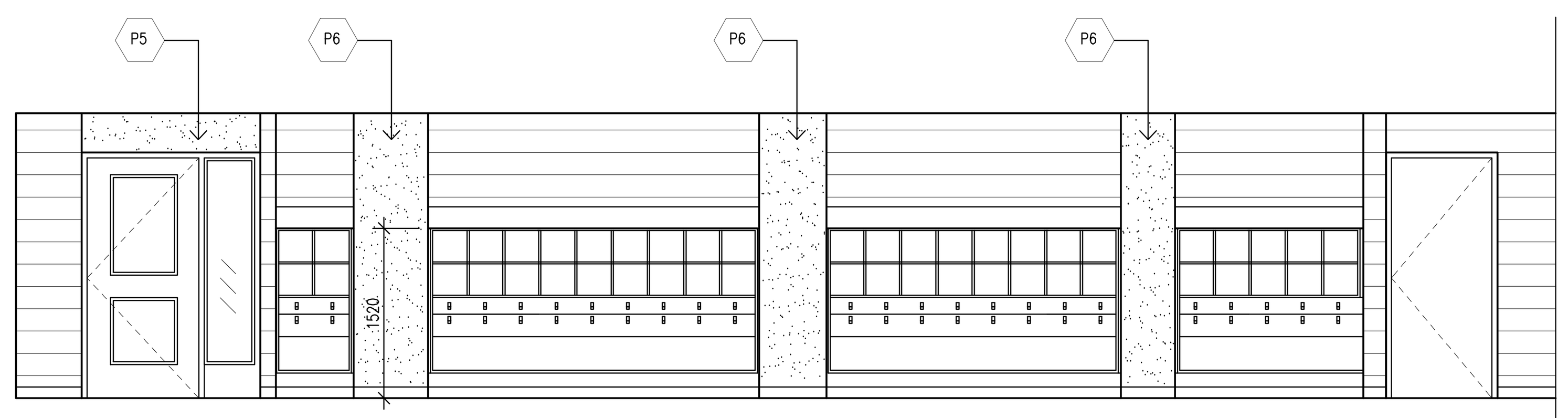

6 / A401 CORRIDOR 155
SCALE 1:50

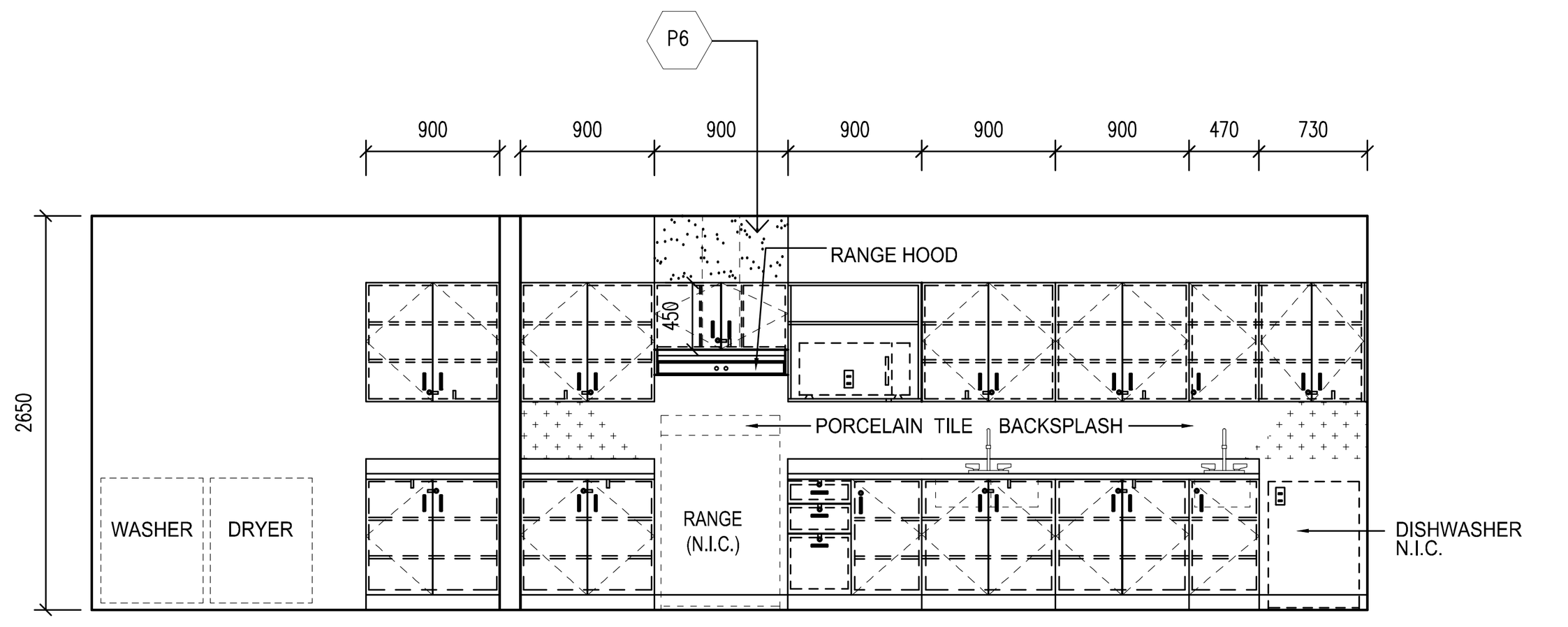

5 / A401 LAUDRY 106
SCALE 1:50

4 / A401 KITCHEN 105
SCALE 1:50

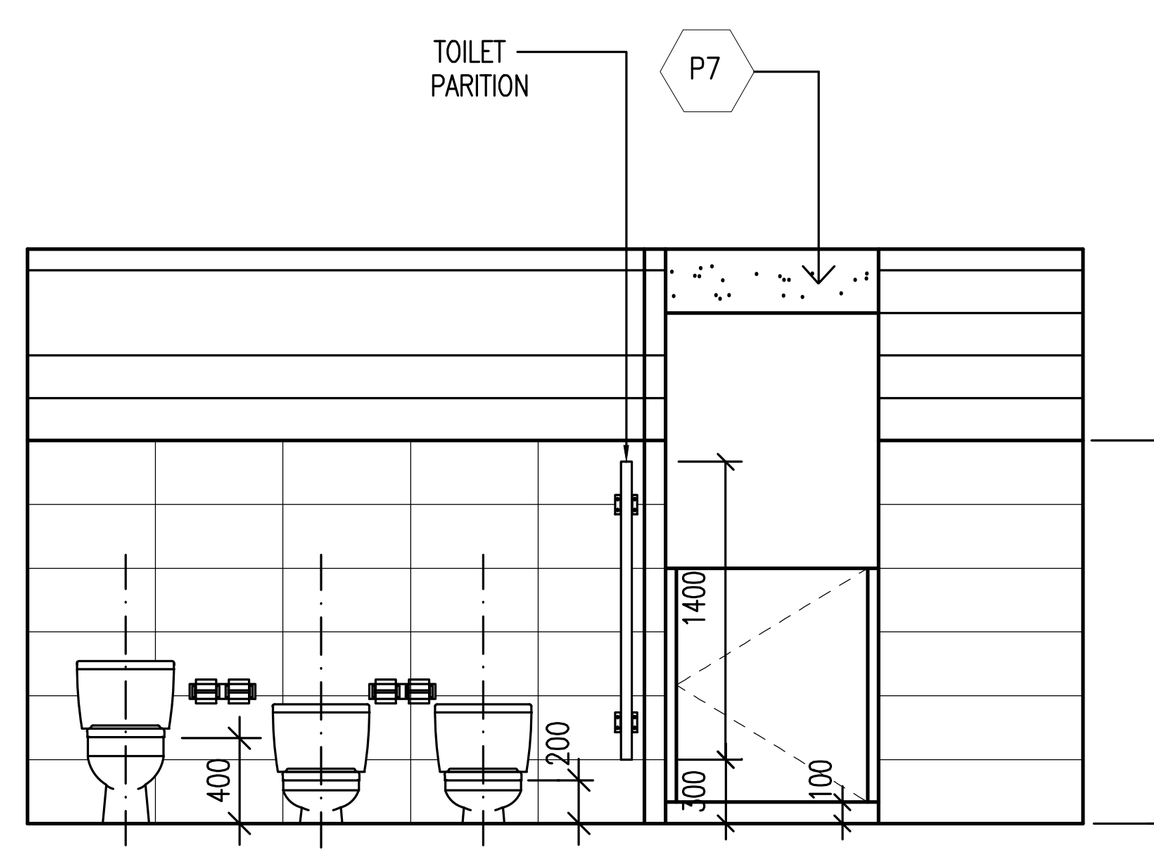

ELEVATION B

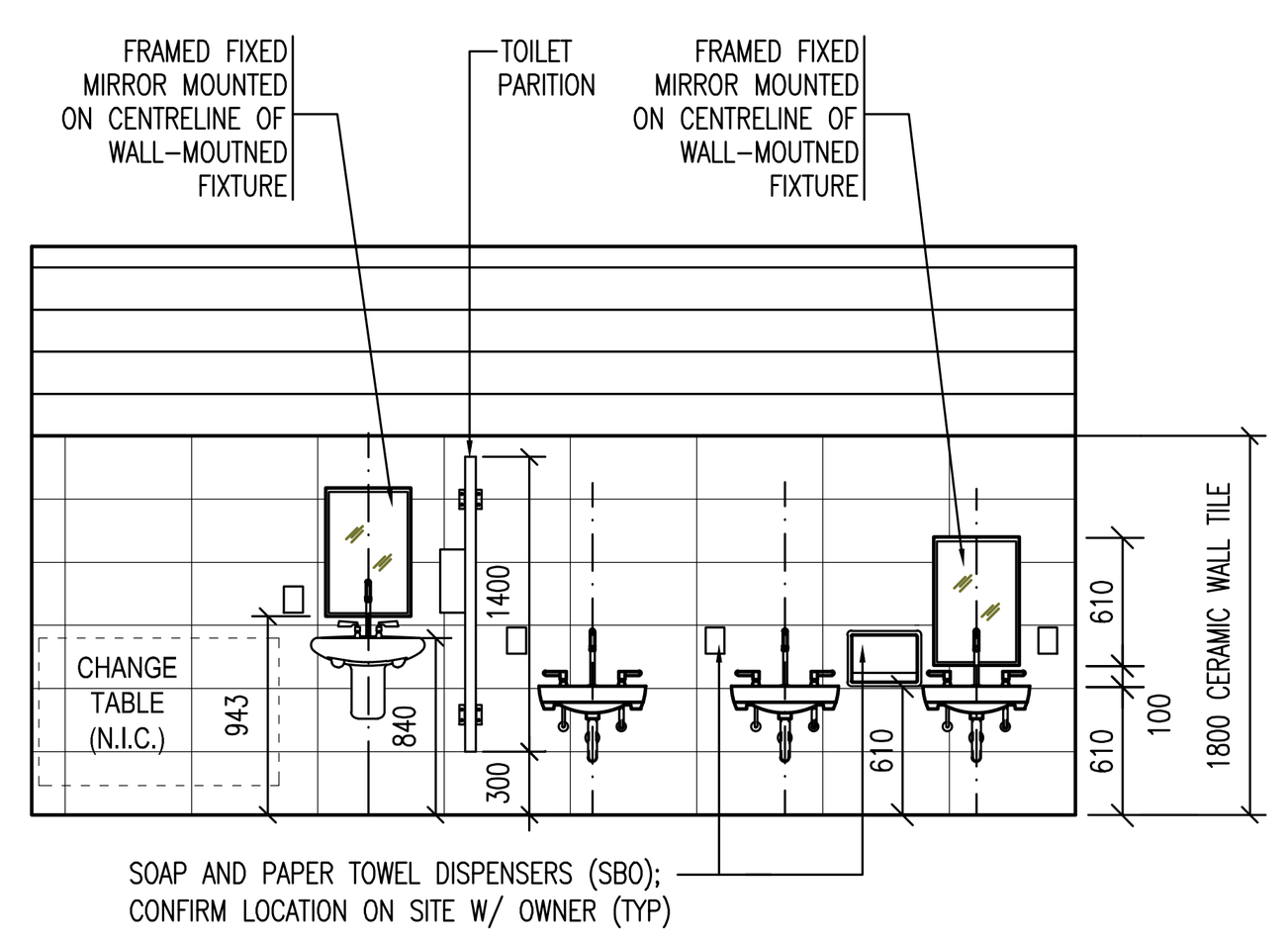

ELEVATION A

3 / A401 WASHROOM 103
SCALE 1:50

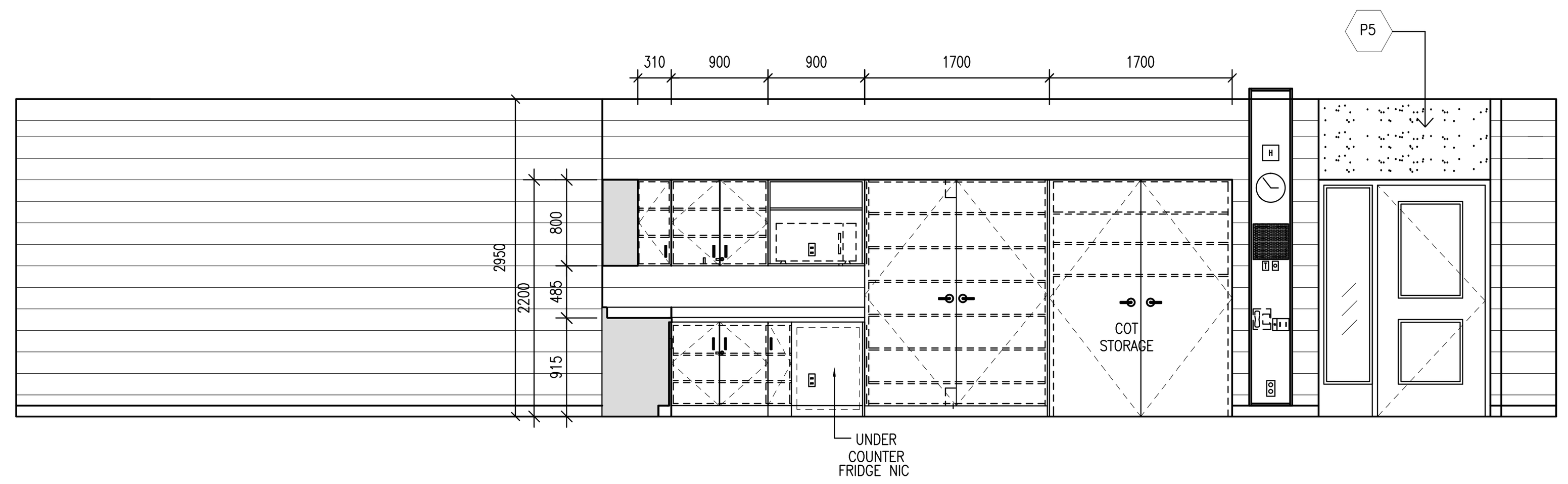

ELEVATION A

2 / A401 FAMILY GROUPING CENTRE 101
SCALE 1:50

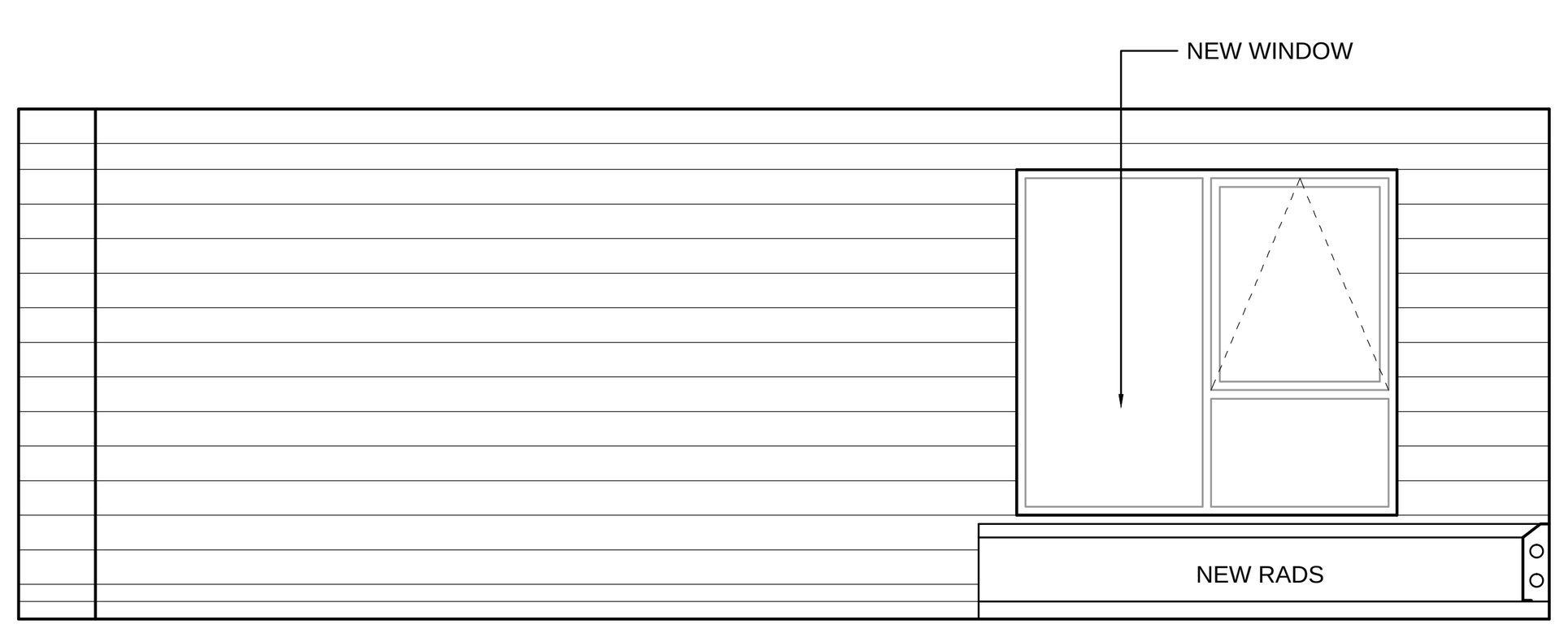

ELEVATION C

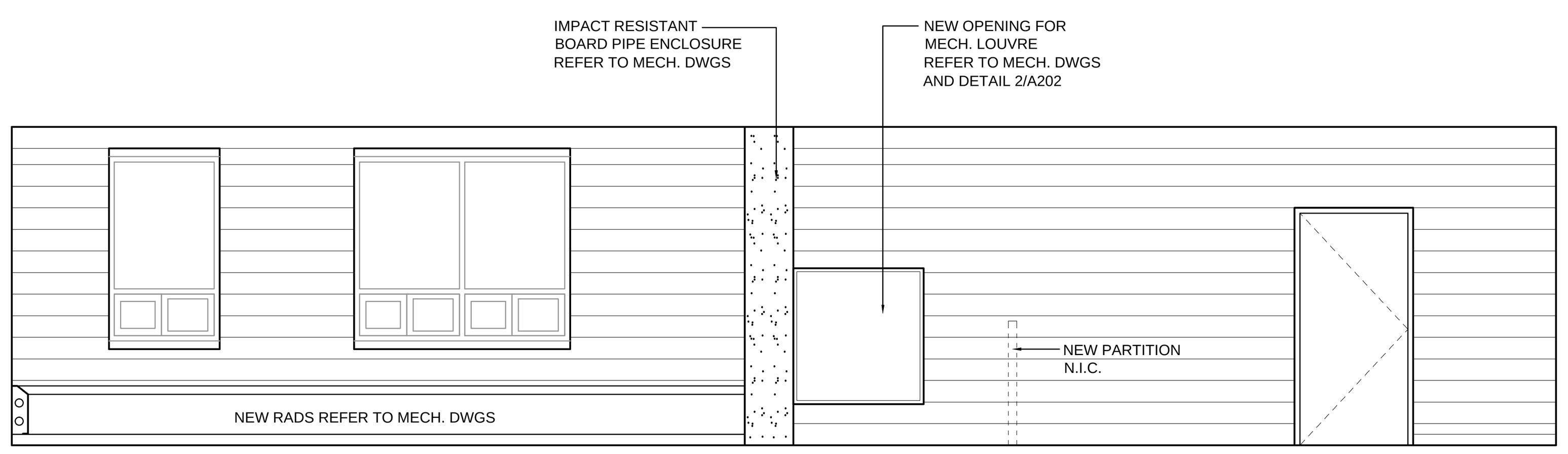

ELEVATION B

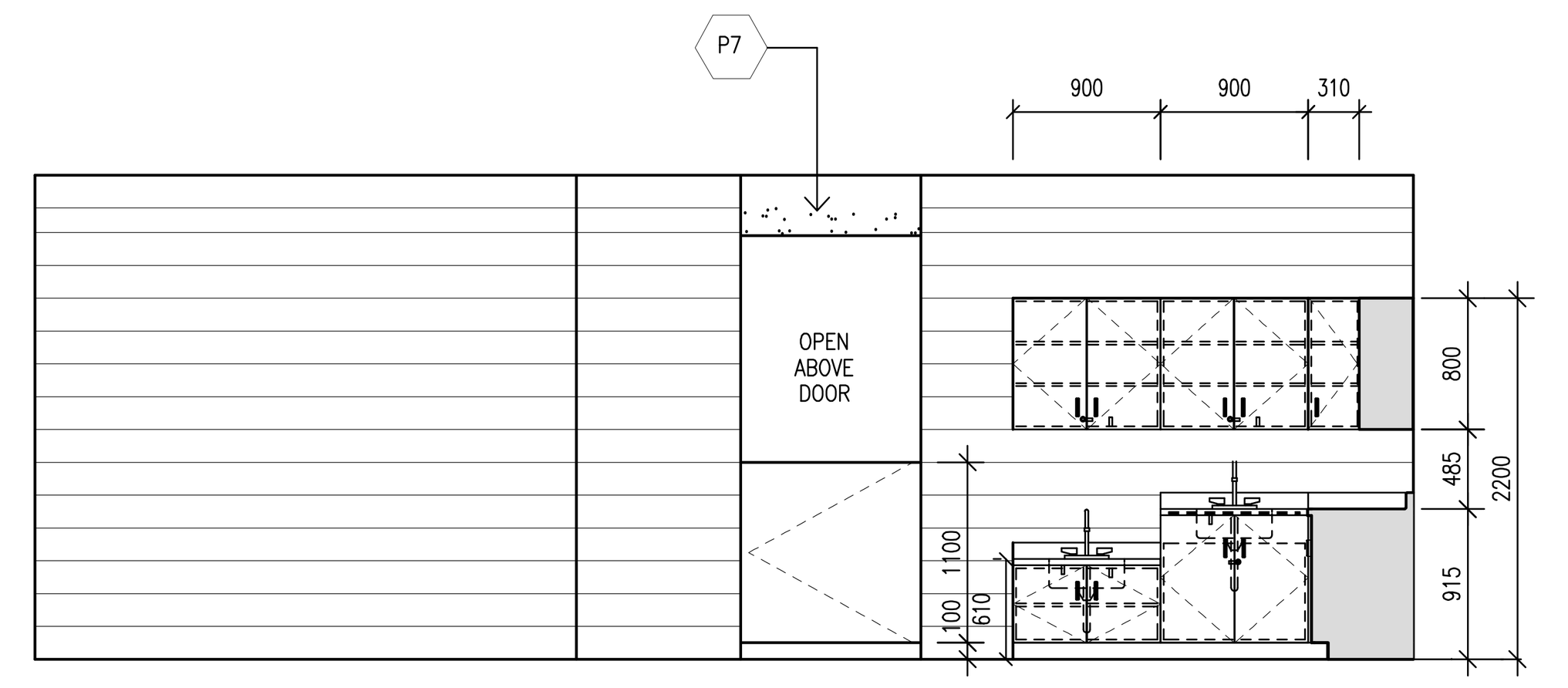

ELEVATION A

1 / A401 FAMILY GROUPING CENTRE 101
SCALE 1:50

No.	Date	Revision

Date	Issue
01/12/2021	ISSUED FOR BUILDING PERMIT
01/12/2021	ISSUED FOR TENDER

THE CONTRACTOR SHALL VERIFY AND BE RESPONSIBLE FOR ALL FIELD DIMENSIONS AND SHALL NOTIFY THE ARCHITECT OF ANY SITE CONDITIONS OR FIELD DIMENSIONS WHICH MAY BE AT VARIANCE WITH THE DRAWINGS.

THIS DRAWING IS NOT TO BE SCALED.

TRUE NORTH
PROJECT NORTH

ONTARIO ASSOCIATION OF ARCHITECTS
LEO MAKRIMICHALOS
LICENCE 3041

mc | architects
mcarch.com

Toronto Office:
1881 yonge street suite 400 toronto ontario m4s 3c4
phone 416 489 4646 fax 416 489 6989

Offices: TORONTO - OWEN SOUND

Project

GLENGROVE PUBLIC SCHOOL
CHILDCARE RENOVATIONS
DURHAM DISTRICT SCHOOL BOARD

Pickering Ontario

Sheet Title

INTERIOR ELEVATIONS

Drawn: B.K.
Checked: L.M.
Scale: 1:50
Project No.: 18042
Sheet No.: A401

PLOT DATE: 2021-01-11 FILE: C:\Data\Beata\18042 Glengrove\A401.dwg

GENERAL NOTES

1. REFLECTED CEILING PLAN IS FOR GENERAL LAYOUT AND CO-ORDINATION OF CEILING COMPONENTS. REFER TO FLOOR PLANS, DETAILS AND CONSULTANTS DRAWINGS FOR SPECIFIC INFORMATION.
2. LAY-IN ACOUSTIC TILE CENTRED IN ROOMS.
3. ALL FIRE SEPARATIONS TO UNDERSIDE OF DECK ABOVE c/w FIRE STOP MATERIAL.
   UNLESS NOTED OTHERWISE, ALL FLOOR/CEILING ASSEMBLIES SHOWN AS LAY-IN ACOUSTIC TILE SHALL BE CONSTRUCTION TYPE F2.
   CEILING TO HAVE 1HR FRR ULC DESIGN No. G256

LEGEND

- 610x1220 LAY-IN ACOUSTIC TILE IN T-BAR SUSPENSION GRID
- RECESSED LIGHT FIXTURE
- (2850) CEILING AT 2850 ABOVE FIN. FLOOR
- RETURN AIR GRILLE
- SUPPLY AIR DIFFUSER (Recessed)
- MASONRY ABOVE SCREEN OR OPENING UNLESS NOTED OTHERWISE
- GYPSUM BOARD ABOVE OPENING

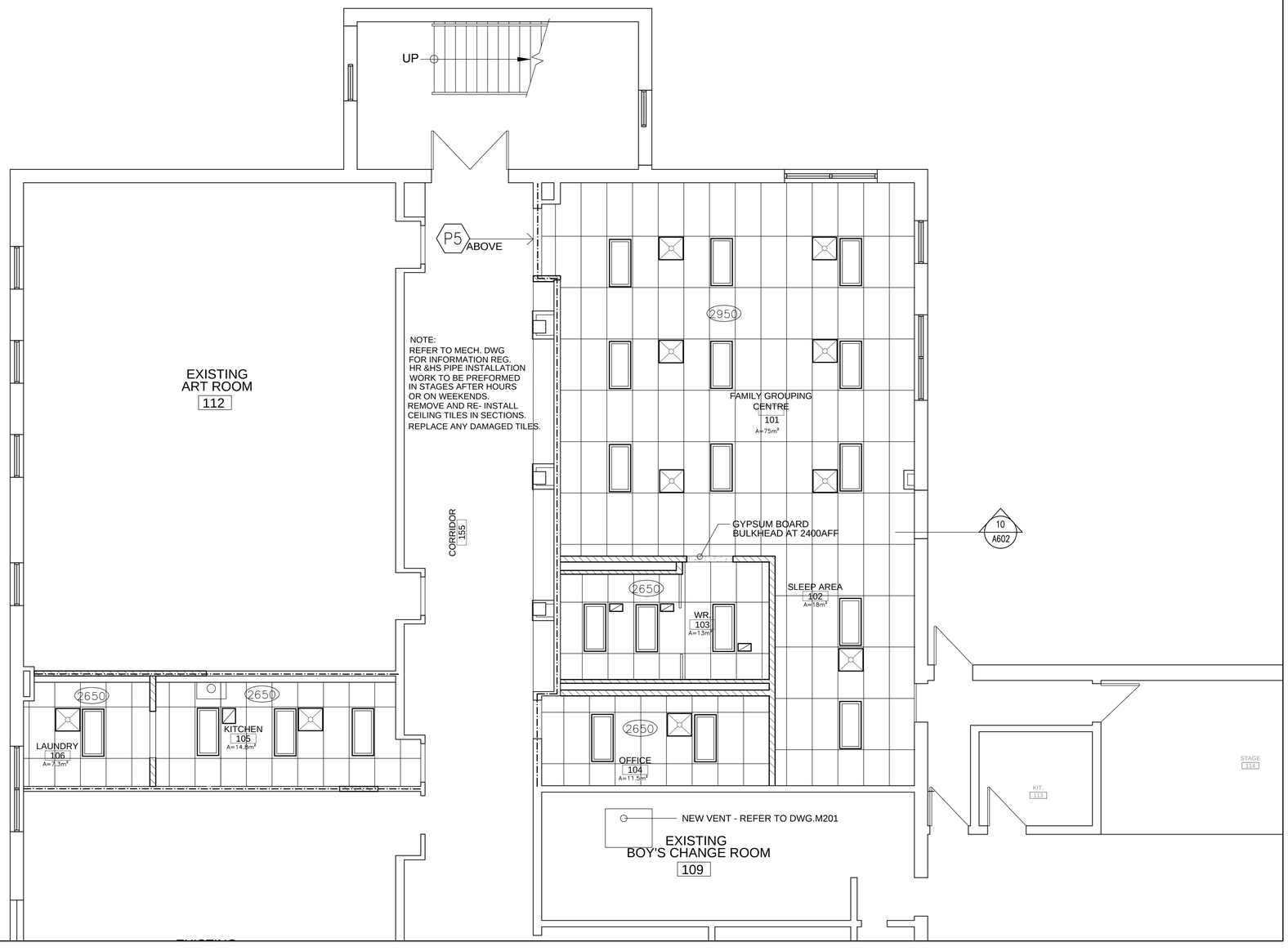

No.	Date	Revision

Date	Issue
01/12/2021	ISSUED FOR BUILDING PERMIT
01/12/2021	ISSUED FOR TENDER

THE CONTRACTOR SHALL VERIFY AND BE RESPONSIBLE FOR ALL FIELD DIMENSIONS AND SHALL NOTIFY THE ARCHITECT OF ANY SITE CONDITIONS OR FIELD DIMENSIONS WHICH MAY BE AT VARIANCE WITH THE DRAWINGS.

THIS DRAWING IS NOT TO BE SCALED.

TRUE NORTH
PROJECT NORTH

ONTARIO ASSOCIATION OF ARCHITECTS
LEO MARRIMICHALOS
LICENCE
3041

mc | architects
mcarch.com

Toronto Office:
1881 yonge street suite 400 toronto ontario m4s 3c4
phone 416 489 4646 fax 416 489 6989

Offices: TORONTO - OWEN SOUND

Project

GLENGROVE PUBLIC SCHOOL
CHILDCARE RENOVATIONS

DURHAM DISTRICT SCHOOL BOARD

Pickering Ontario

Sheet Title

REFELECTED CEILING PLAN

Drawn	B.K.
Checked	L.M.
Scale	1:50
Project No.	18042
Sheet No.	A501

PLOT DATE: 2021-01-11 FILE: C:\Jobs\Sketch\18042 Glengrove\A501.dwg

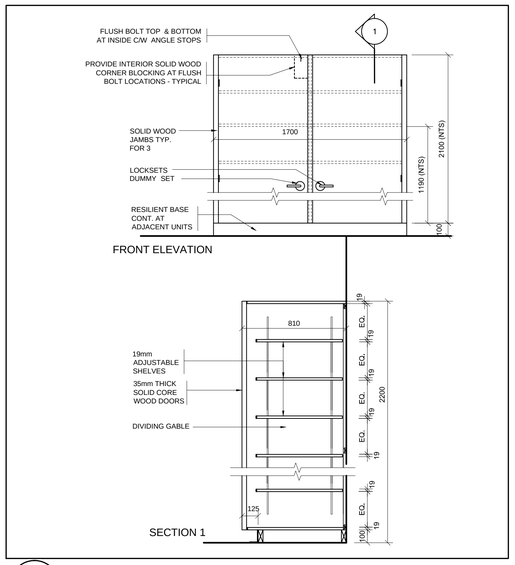

12 A601 MILLWORK DETAIL
SCALE 1:20

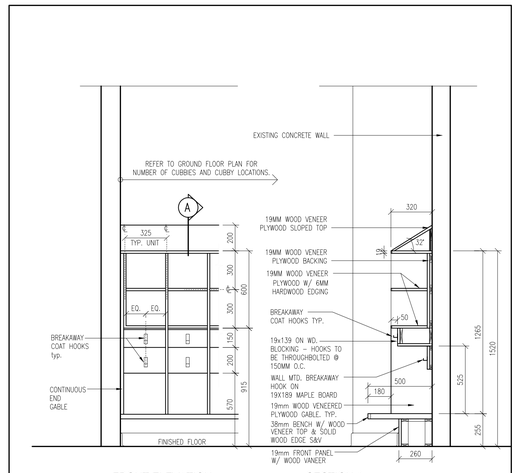

11 A601 MILLWORK DETAIL – CUBBIES
SCALE 1:20

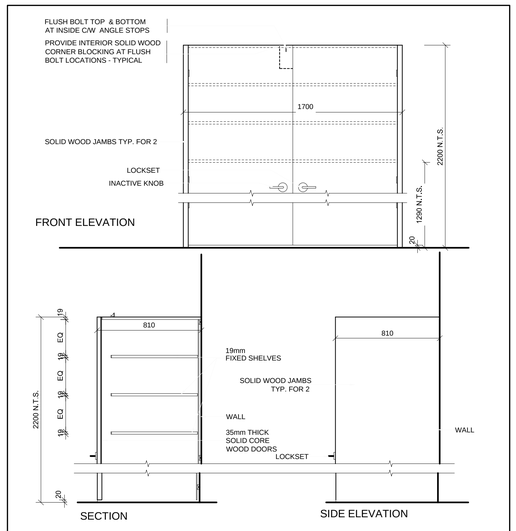

10 A601 MILLWORK DETAIL – COT STORAGE
SCALE 1:20

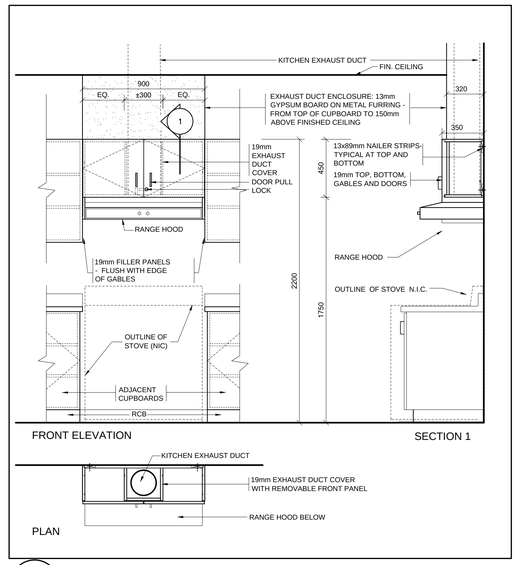

9 A601 MILLWORK DETAIL
SCALE 1:20

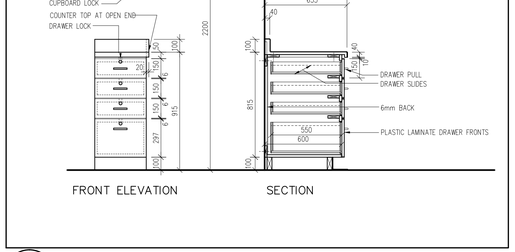

8 A601 MILLWORK DETAIL
SCALE 1:20

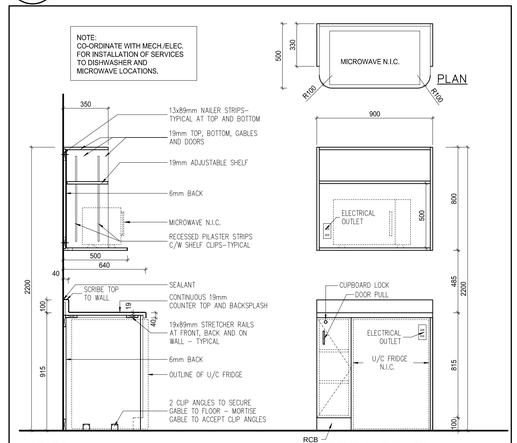

REFER TO DRAWINGS 1, 2 & 3/A601 FOR TYPICAL PLAN AND SECTION DETAILS

7 A601 MILLWORK DETAIL
SCALE 1:20

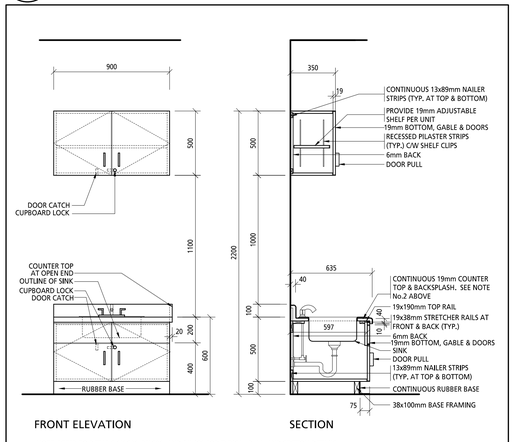

NOTE: REFER TO DETAILS 1/A601, 2/A601, AND 3/A601 FOR TYPICAL PLAN AND SECTION DETAILS

6 A601 MILLWORK DETAIL
SCALE 1:20

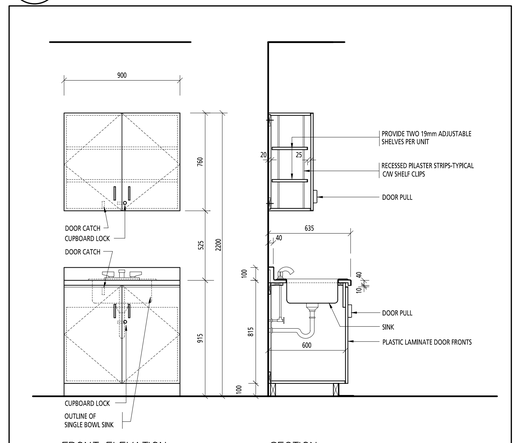

5 A601 MILLWORK DETAIL
SCALE 1:20

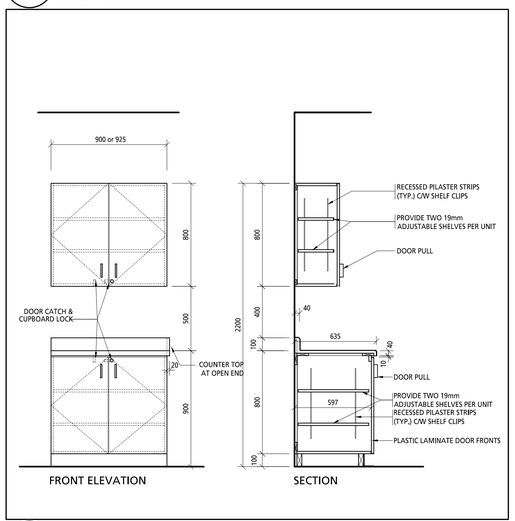

4 A601 MILLWORK DETAIL
SCALE 1:20

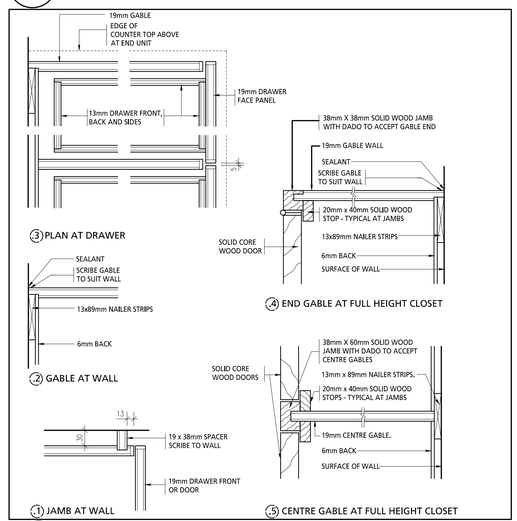

3 A601 MILLWORK DETAIL
SCALE 1:5

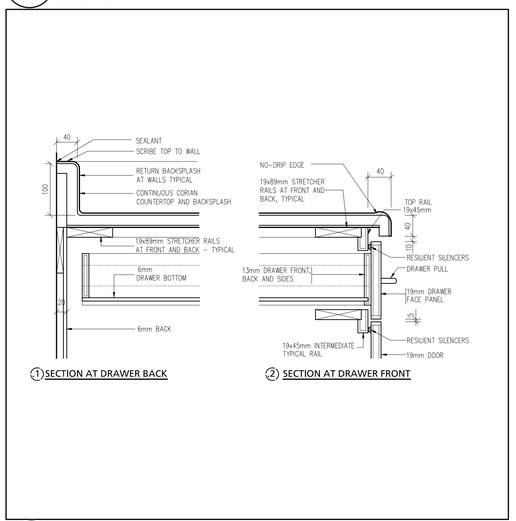

2 A601 MILLWORK DETAIL
SCALE 1:5

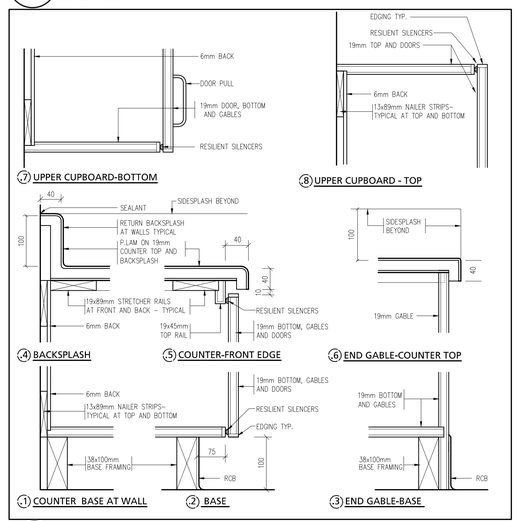

1 A601 MILLWORK DETAIL
SCALE 1:5

No.	Date	Revision

01/12/2021	ISSUED FOR BUILDING PERMIT
01/12/2021	ISSUED FOR TENDER
Date	Issue

THE CONTRACTOR SHALL VERIFY AND BE RESPONSIBLE FOR ALL FIELD DIMENSIONS AND SHALL NOTIFY THE ARCHITECT OF ANY SITE CONDITIONS OR FIELD DIMENSIONS WHICH MAY BE AT VARIANCE WITH THE DRAWINGS.

THIS DRAWING IS NOT TO BE SCALED.

TRUE NORTH / PROJECT NORTH

ONTARIO ASSOCIATION OF ARCHITECTS
LEO MAKRIMICHALOS LICENCE 3041

mc | architects
mcarch.com

Toronto Office:
1881 yonge street suite 400 toronto ontario m4s 3c4
phone 416 489 4646 fax 416 489 6989

Offices: TORONTO - OWEN SOUND

Project

GLENGROVE PUBLIC SCHOOL
CHILDCARE RENOVATIONS

DURHAM DISTRICT SCHOOL BOARD

Pickering Ontario

Sheet Title

MILLWORK DETAILS

Drawn	B.K.
Checked	L.M.
Scale	1:50
Project No.	18042
Sheet No.	A601

9 of 9

PLOT DATE: 2021-01-15 FILE: N:\18042 - Glengrove P-S\06_WORKING DRAWINGS\A601.dwg